



**ANNUAL REPORT
AUSTRALIAN BROADCASTING TRIBUNAL
1 January to 30 June 1977**

incorporating the 29th Annual Report
of the
Australian Broadcasting Control Board
1 July to 31 December 1976

S. S. DELLIT
PERSONAL COPY
BROADCAST ENG.
POST. & TELECOM. DEPT

**Annual Report
Australian Broadcasting Tribunal
1 January to 30 June 1977**

**incorporating the 29th Annual Report
of the
Australian Broadcasting Control Board
1 July to 31 December 1976**

©Commonwealth of Australia 1978

Printed by The Courier-Mail Printing Service, Campbell Street, Bowen Hills, Q. 4006.

The Honourable the Minister
for Post and Telecommunications

In conformity with the provisions of Section 28 of the *Broadcasting and Television Act 1942*, I have pleasure in presenting the Twenty-Ninth Annual Report of the Australian Broadcasting Control Board for the period 1 July to 31 December 1976 and the Annual Report of the Australian Broadcasting Tribunal for the period 1 January to 30 June 1977.

Bruce Gyngell
Chairman

18 October 1977

CONTENTS

	<i>page</i>
Part I: INTRODUCTION	
Legislation	1
Establishment of Tribunal	2
Functions of the Tribunal	3
Meetings of the Board	3
Meetings of the Tribunal	4
Staff of the Tribunal	4
Location of Tribunal's Offices	5
Financial Accounts of Tribunal and Board	5
Part II: GENERAL	
Radio and Television Services in Operation since 1949	6
Financial Results — Commercial Radio and Television Stations	7
Public Inquiry into Agreements under Section 88 of the Broadcasting and Television Act	10
Broadcasting and Televising of Political Matter	11
Overseas Visits	11
Part III: ADMINISTRATION — BROADCASTING (RADIO)	
Current Licences for Commercial Radio Stations	12
Grant of New Licences	12
North-Western Suburban Area of Sydney	13
Wollongong Area	13
Renewal of Licences for Commercial Radio Stations	13
Transfer of Licences and Leasing of Stations	13
Ownership or Control of Commercial Radio Stations	14
Important Changes in Shareholdings in Radio Stations	15
Memorandum and Articles of Association of Licensee Companies	15
Networks of Commercial Radio Stations	15
Part IV: ADMINISTRATION — TELEVISION	
Current Licences for Commercial Television Stations	18
Renewal of Licences for Commercial Television Stations	18
Transfer of Licences	19
Ownership or Control of Commercial Television Stations	19
Important Changes in Shareholdings in Television Stations	20
Memorandum and Articles of Association of Licensee Companies	21
Development of Television Services	21
Television Repeater Stations	21

	Page
Television Translator Stations	21
Commencement of Service of Television Translator Stations	21
Grant of Licences for Television Translator Stations	22
Community Television Aerial Systems	26
 <i>Part V:</i> PROGRAM SERVICES — GENERAL	
Medical Advertising and Talks — Radio and Television	27
Complaints from Viewers and Listeners about Programs	27
 <i>Part VI:</i> PROGRAM SERVICES — BROADCASTING (RADIO)	
Types of Programs	30
Employment of Australians	31
Advertising	37
News	39
Religious Broadcasts	39
Community Service	40
Program Research	40
Hours of Service	40
 <i>Part VII:</i> PROGRAM SERVICES — TELEVISION	
Analysis of Programs	42
Employment of Australians	43
Family and Children's Programs	48
Advertising	50
Film Censorship and Classification of Programs	53
News and Current Affairs	55
Religious Programs	55
Community Service	56
Program Research	56
Hours of Service	57
 <i>Part VIII:</i> PLANNING AND ENGINEERING SERVICES	
Station Coverage Maps	59
Visitors from Overseas	59
Australian Broadcasting Technical Handbook Association Limited	60
Interference to the Reception of Broadcasting and Television Programs	60
Standards Association of Australia	60
Satellite Broadcasting	60
 Broadcasting:	
Development of the National Medium Frequency Service	61
Changes in Operating Conditions of National Radio Stations	62
Development of Commercial Medium Frequency Services	62
Changed Policy regarding Transmitter Power of Medium Frequency Commercial Stations	65
Development of Services Licensed under the Wireless Telegraphy Act	66

	Page
High Frequency Broadcasting Services	66
Frequency Modulation Broadcasting	67
Low-powered FM Test Transmissions	67
Introduction of New Channel Spacing Plan for MF Broadcasting Services	68
Experimental Investigations	69
Radio Research Board	69
Television:	
Development of National and Commercial Services (Stage 4 of Development)	70
Television Translator and Other Low Power Stations	70
Colour Television	72

Part IX: **APPENDIXES**

A. Commercial Broadcasting Stations In Operation on 30 June 1977 (MF Services)	75
B. National Broadcasting Stations in Operation on 30 June 1977 (MF Services)	81
C. National Broadcasting Stations in Operation on 30 June 1977 (FM Services)	84
D. Broadcasting Stations, Licensed under the Wireless Telegraphy Act, in Operation 30 June 1977	85
E. Commercial Television Stations in Operation on 30 June 1977	86
F. National Television Stations in Operation on 30 June 1977	90
G. Commercial Television Translator Stations in Opera- tion on 30 June 1977	94
H. National Television Translator Stations in Operation on 30 June 1977	98
I. Television Repeater Stations in Operation on 30 June 1977	102
J. Commercial Television Stations — Principal Shar- eholders in Licensee Companies	103
K. Multiple Shareholding Interests of Newspapers and Others in Broadcasting and Television Stations	111
L. Newspaper Shareholding Interests of a Minor Nature in Commercial Broadcasting Stations and Commercial Television Stations	128
M. Statistical Analysis of Broadcasting Programs	131
N. Statistical Analysis of Television Programs	135
O. Consolidated Program Information Bulletin — Australian Content	142
P. Circular Letters issued during 1976–1977	165
Q. Preliminary results of Survey of Melbourne Viewers	181
R. Voluntary Code for the Advertising of Goods for Therapeutic Use	182
S. Financial Statement — ABCB and ABT	191

MAPS

PART 1

INTRODUCTION

1. The *Broadcasting and Television Amendment Act (No. 2) 1976* abolished the Australian Broadcasting Control Board and created the Australian Broadcasting Tribunal. All powers and responsibilities under the *Broadcasting and Television Act 1942* were transferred from the Board to the Tribunal with the exception of the planning and engineering functions associated with broadcasting services, which became the responsibility of the Postal and Telecommunications Department.
2. The Transitional Provisions of the Act make it mandatory for the Tribunal to report on the operations of the Board until its disbandment on 31 December 1976. This Report therefore, covers the operations of the Board for the period 1 July 1976 to 31 December 1976 and the operations of the Tribunal from 1 January 1977 to 30 June 1977.

LEGISLATION

3. The radio and television services of Australia operate under the provisions of the *Broadcasting and Television Act 1942*. Other relevant Acts are the *Broadcasting Stations Licence Fees Act 1964*, the *Television Stations Licence Fees Act 1964* and the *Parliamentary Proceedings Broadcasting Act 1946*. Under the latter Act, the Australian Broadcasting Commission (ABC) is obliged to broadcast the proceedings of the Senate or the House of Representatives from one of the national broadcasting stations in each capital city and Newcastle and from such other national broadcasting stations as are prescribed, according to the determination of the Joint Committee on the Broadcasting of Parliamentary Proceedings.
4. The Broadcasting and Television Act, was amended in August 1976 (No. 89 of 1976) to provide for the banning of advertising of cigarettes and cigarette tobacco on radio and television stations as from 1 September 1976. The amendment also provided for the licensing of broadcasting translator stations and extended the existing provisions relating to the licensing of television translator stations and community television aerial systems.
5. As mentioned in paragraph 1, the Act was further amended in December 1976 (No. 187 of 1976) to provide for the establishment of the Tribunal. In his second reading speech, the Minister said, *inter alia*:

‘So far as the structure of the broadcasting system is concerned, the Government has decided upon a number of major changes. The first two of these cover the disbandment of the Australian Broadcasting Control Board and the establishment of an Australian Broadcasting Tribunal. The Tribunal will be a “quasi-judicial” body with powers to hold public inquiries into the grant and renewal of licences in the commercial and public sectors, as well as into such matters as the setting of standards of broadcasting practice, alleged breaches of licence conditions, or any aspect of broadcasting referred to it by the Minister. It will also assume the present Ministerial responsibilities to grant, renew, suspend or revoke licences as well as impose conditions on licences, or impose penalties. (This function has not yet been transferred to the Tribunal.)

‘The Tribunal will ultimately be granted all the powers presently available to either

the Minister or the Australian Broadcasting Control Board in the administration of ownership and control provisions applicable to broadcasting licences.

'The grant of these powers to a separate independent statutory authority will substantially reduce the possibility of political involvement in the licensing process, and extend the functions of the Tribunal beyond those previously exercised by the Australian Broadcasting Control Board, in that it will be required to licence public as well as commercial stations, and hold public inquiries into the renewal of licences.'

6. The *Television Stations Licence Fees Act 1964* was amended during the year to bring the scale of licence fees payable into line with the Broadcasting Stations Licence Fees Act. The Broadcasting Stations Licence Fees Act was previously amended in 1973 whilst the Television Stations Licence Fees Act had not been amended since 1966.

7. At 31 December 1973, the Broadcasting and Television Act was reprinted in consolidated form and the complete Act is now contained in that single publication and the Broadcasting and Television Acts No. 55 of 1974, No. 89 of 1976 and No. 187 of 1976. The complete regulations under the Broadcasting and Television Act are contained in Consolidated Statutory Rules 1966 No. 152 as amended by Statutory Rules 1967 No. 167, 1968 No. 112, 1969 No. 165, 1970 No. 143, 1970 No. 196, 1971 No. 163, 1972 No. 162 and 1973 No. 1.

ESTABLISHMENT OF TRIBUNAL

8. The *Broadcasting and Television Amendment Act (No. 2) 1976* provided for the appointment of a Chairman, a Vice-Chairman and three Members for periods of up to five years. On 23 December 1976, the Minister announced the appointments for three years of Mr Bruce Gyngell as Chairman, Mr James H. Oswin as Vice-Chairman, and Mrs Janet Strickland as a Member, to become effective as from 1 January 1977.

9. The Act also provides for the appointment of up to six Associate Members. Associate Members may be appointed for the purposes of the Tribunal's functions relating to public inquiries. At the time of writing this report, no Associate Members had been appointed.

10. The Tribunal commenced operations on 4 January 1977, utilising premises previously occupied by the Postal and Telecommunications Department at 153 Walker Street, North Sydney. We are grateful to the Secretary of the Department and his staff for their co-operation, and for the provision of office space, furniture and facilities in the initial stages of our establishment.

11. As its first task the Tribunal was required to conduct a public inquiry to ascertain the wishes of the community regarding broadcasting standards. Under the Terms of Reference issued by the Minister, the Tribunal was required to inquire into the extent to which commercial and public broadcasters themselves should be responsible for setting and maintaining standards relating to advertising; Australian content; use of Australian talent; and general program productions, particularly children's programs, religious and political matter. If a form of self-regulation was found to be appropriate, the Tribunal was required to recommend the minimum standards which should apply and the measures which should be adopted to administer those standards. If a form of self-regulation was not considered appropriate, the Tribunal was required to recommend measures which should be adopted in the setting, maintenance and administration of program and advertising standards.

12. The Tribunal was also required under its Terms of Reference to give due regard to:

- (a) present-day community standards and to the influence upon society of the radio and television broadcasting media;
- (b) the Broadcasting Program Standards and Television Program Standards of the Australian Broadcasting Control Board;

- (c) the Report of the Advisory Committee on Program Standards (February 1976);
 - (d) the Report of the Inquiry into the Australian Broadcasting System (September 1976);
 - (e) other relevant reports and submissions; and
 - (f) the need to report as soon as possible but within a period of 120 days.
13. The Notice of Inquiry was published in industry journals and major newspapers throughout Australia on 17 January 1977 and the public invited to indicate their interest in participating.
14. A total of 539 written submissions was subsequently received from industry, community and church groups and individual members of the public, as well as petitions incorporating 7000 signatures. In addition, 292 persons gave evidence at the public hearings.
15. The Tribunal sat for a period of forty days, as follows:
- | | |
|-----------|---------------------|
| Hobart | 22-23 March 1977 |
| Perth | 29-31 March 1977 |
| Adelaide | 5-7 April 1977 |
| Brisbane | 13-15 April 1977 |
| Canberra | 19 April 1977 |
| Melbourne | 26 April-6 May 1977 |
| Sydney | 10 May-8 June 1977 |
16. In view of the number of persons wishing to present evidence at the hearings it was not possible to comply with the time stipulation of 120 days and an extension was granted by the Minister. The Tribunal's report is at present being prepared and is expected to be tabled in the Parliament in mid-August. A complete set of submissions and transcript of proceedings is available for perusal at the Tribunal's Office, 9th Floor, 153 Walker Street, North Sydney and at the Melbourne Office of the Tribunal, 3rd Floor, Marland House, 570 Bourke Street, Melbourne.

FUNCTIONS OF THE TRIBUNAL

17. On 1 January 1977 the Tribunal assumed the powers and functions of the Australian Broadcasting Control Board with the exception of the planning and engineering functions relating to broadcasting services which were transferred to the Postal and Telecommunications Department. These powers and functions are set out in Sections 16 and 17 of the *Broadcasting and Television Act 1942*.

MEETINGS OF THE AUSTRALIAN BROADCASTING CONTROL BOARD

18. The Board held regular fortnightly meetings to deal with normal business in the period 1 July 1976 to 31 December 1976.

19. On 2 August 1976 in Brisbane, the Board commenced a public inquiry into the applications for the grant of a licence (or licences) for a commercial broadcasting service in the Emerald area of Queensland. The inquiry was completed on 24 November 1976, and a report was made to the Minister for Post and Telecommunications. At the time of writing this Report, no decision had been made by the Minister.

20. On 16 December 1976 in Mackay, the Board conducted an informal public inquiry into the proposal for the merger between commercial television stations MVQ Mackay and RTQ Rockhampton and a report was made to the Minister. Prior to a decision being made by the Minister, advice was received that the companies did not wish to proceed with the proposed merger.

21. In accordance with the provisions of Section 16(4) of the Act (prior to amendment), the Board held formal meetings with the Federation of Australian Television Stations (FACTS) and the Federation of Australian Radio Broadcasters (FARB). During the year the Board also formally met representatives of stations

and organisations for the purpose of discussions on various matters affecting the industry. The following is a list of some of the organisations which met the Board in the period 1 July 1976 to 31 December 1976:

FACTS

Representatives of Australian Mining Companies
Public Broadcasting Association of Australia
Film Production Association of Australia
Producers' and Directors' Guild of Australia
Australian Writers' Guild
Actors' and Announcers' Equity Association of Australia
Australian Theatrical and Amusement Employees' Association
Musicians' Union of Australia
TV Make It Australian Committee

MEETINGS OF THE AUSTRALIAN BROADCASTING TRIBUNAL

22. The Tribunal met regularly in the period 1 January 1977 to 30 June 1977 to deal with the normal business of the Tribunal.

23. During the conduct of the public inquiry into self-regulation in the period 22 March 1977 to 8 June 1977, the Tribunal took advantage of its visits to capital cities to consult with radio and television station managements.

STAFF OF THE TRIBUNAL

24. Pursuant to Section 15E of the *Broadcasting and Television Act 1942*, the staff of the Tribunal shall be persons appointed or employed under the *Public Service Act 1922*. A similar provision applied in relation to the staff of the Australian Broadcasting Control Board which, as mentioned earlier in this Report, was disbanded on 31 December 1976.

25. The *Broadcasting and Television Amendment Act (No. 2) 1976*, under which the Tribunal was constituted to commence operations as from 1 January 1977, was assented to on 15 December 1976 and the appointment of Members of the Tribunal was announced on 23 December 1976. It was not possible in the short time available for staffing requirements of the Tribunal to be determined prior to its coming into existence. In addition, in view of a Ministerial announcement prior to the introduction of the amending legislation to the effect that one of the first inquiries of the Tribunal would concern the matter of 'self-regulation' of broadcasting, there was a great deal of uncertainty regarding the permanent staffing needs of the Tribunal.

26. As all positions comprising the staffing establishment of the disbanded Control Board automatically reverted to the Postal and Telecommunications Department as from 1 January 1977, the day to day matters of the Tribunal were initially performed by staff in that Department. However, the Department formally arranged for certain officers to be seconded to provide special assistance to the Chairman and Members of the Tribunal. These arrangements continued until early April 1977 when 118 positions were formally transferred from the Department to the Tribunal on the understanding that the resultant organisation would be regarded as an interim measure to be reviewed in the light of developments arising from the self-regulation inquiry and proposed legislative amendments affecting the functions of the Tribunal to be introduced in the Budget Session of Parliament.

27. Staff employed by the Tribunal as at 30 June 1977 numbered 114 (81 male and 33 female) comprising 71 in Head Office positions and 43 employed in State Offices. Pending the formulation of a permanent staffing organisation, which matter will receive urgent attention as soon as certain aspects have been resolved, some six officers have been temporarily transferred to Sydney where the Members of the Tribunal are located.

LOCATION OF TRIBUNAL'S OFFICES

28. Pending determination of a permanent staffing organisation, the Tribunal's accommodation arrangements can be regarded as being only temporary and subject to review.

29. As at 30 June 1977 the Head Office was partly located in Sydney with the majority of the staff in Melbourne. State Offices in capital cities other than Melbourne shared accommodation with the Postal and Telecommunications Department. The addresses and telephone numbers of the Offices are as follows:

Sydney	Head Office, 153 Walker Street, North Sydney, N.S.W. 2060 (Telephone 922 2900, Telex 25193) State Office, 657-663 Pacific Highway, St Leonards, N.S.W. 2065 (Telephone 43 0615, Telex 22115)
Melbourne	Head and Victorian State Offices, Marland House, 570 Bourke Street, Melbourne, Vic. 3000 (Telephone 602 0151, Telex 32844, Vocadex 67 4821)
Brisbane	339 Coronation Drive, Auchenflower, Qld 4066, or P.O. Box 326, Toowong, Qld 4066 (Telephone 371 2277, Telex 41569)
Adelaide	Greater Pacific Insurance Building, 32 South Terrace, Adelaide, S.A. 5000 (Telephone 51 4041, Telex 88015)
Perth	251 Adelaide Terrace, Perth, W.A. 6000 (Telephone 325 7448, Telex 93254)
Hobart	7th Floor, AMP Building, 86 Collins Street, Hobart, Tas. 7000 (Telephone 34 5918, Telex 58133)

FINANCIAL ACCOUNTS OF TRIBUNAL AND BOARD

30. Under Section 28 of the *Broadcasting and Television Act* 1942, financial statements of the Tribunal and the report of the Auditor-General as to those statements, are required to be laid before each House of the Parliament. Similar provisions were in force in relation to the Australian Broadcasting Control Board.

31. A statement of the financial accounts of the Tribunal for the six months ended 30 June 1977 and also a statement of the financial accounts of the Board for the period 1 July to 31 December 1976, appear as Appendix S of this Report, together with the relevant reports of the Auditor-General.

PART II
GENERAL

RADIO AND TELEVISION SERVICES IN OPERATION SINCE 1949

32. Radio and television services in Operation in each year since 1949 are shown in the following table:

<i>At 30 June</i>	<i>Radio</i>		<i>Television</i>		<i>TV Translator</i>		<i>TV Repeater</i>	<i>Total Stations</i>
	<i>NAT</i>	<i>COM</i>	<i>NAT</i>	<i>COM</i>	<i>NAT</i>	<i>COM</i>		
1949	37	102						139
1950	39	102						141
1951	41	103						144
1952	42	103						145
1953	44	105						149
1954	46	106						152
1955	50	106						156
1956	53	107						160
1957	55	108	2	4				169
1958	56	108	2	4				170
1959	57	108	2	4				171
1960	57	108	6	10				181
1961	60	110	6	10				186
1962	61	110	6	20				197
1963	62	110	10	22				204
1964	65	110	18	24				217
1965	65	111	24	30		3		227
1966	69	111	34	39	2	13		262
1967	70	111	38	41	9	19		288
1968	73	114	39	42	12	24		304
1969	73	114	39	45	22	32		326
1970	74	114	41	45	33	40		347
1971	75	116	48	46	36	43	8	372
1972	80	118	52	48	38	50	10	396
1973	82	118	53	48	46	55	10	412
1974	81*	118	72	48	47	55	8	429
1975	84†	118	84	48	53	57	10	454
1976	91‡	120	84	48	60	60	10	471
1977	94‡	123	87	50	68	66	10	494

* Excludes five stations formerly operating in Papua/New Guinea, which are now operated by the P-NG National Broadcasting Commission.

† Includes one public access experimental station in Melbourne (3ZZ) and one 'young style' experimental station in Sydney (2JJ) but excludes stations licensed under the Wireless Telegraphy Act.

‡ Includes four frequency modulated stations (1ABC-FM Canberra, 2ABC-FM Sydney, 3ABC-FM Melbourne, 5ABC-FM Adelaide).

In addition to the above-mentioned national radio stations there were, at 30 June 1977, national high frequency stations operating at four centres. They are intended in the main to provide service for listeners in the more remote parts of Australia.

The table also excludes high frequency stations of Radio Australia used to broadcast Australian programs to overseas countries.

A table showing the progressive development in the number of radio and television stations since the inception of broadcasting in 1923 and television in 1956 is included in the Board's Twenty-Eighth Annual Report.

FINANCIAL RESULTS — COMMERCIAL RADIO AND TELEVISION STATIONS

33. The following particulars, which have been extracted from accounts submitted by the licensees of stations in accordance with the provisions of Section 106 of the *Broadcasting and Television Act 1942*, show the financial results from the operation of such stations during the past five years and also details of metropolitan and country station results.

Radio

Financial Year	Number of Stations in Operation	Stations Making a Profit	Stations Showing a Loss	Total Revenue	Total Expenditure	Net Result (Before Tax but after Licence Fee)
				\$	\$	\$
1971-72	118	99	19	45 770 912	34 053 390	11 717 522
1972-73	118	102	16	49 339 135	37 405 590	11 933 545
1973-74	118	97	21	56 586 616	43 420 544	13 166 072
1974-75	118	91	27	62 765 857	50 336 648	12 429 209
1975-76	120	100	20	78 667 324	62 416 379	16 250 945

Licence fees paid by stations are given in paragraph 40.

34. Details of aggregate financial results by state for metropolitan and country radio stations for 1975-76 were as follows:

State	Number of Stations in Operation	Stations Making a Profit	Stations Showing a Loss	Total Revenue	Total Expenditure	Net Result (Before Tax but after Licence Fee)
				\$	\$	\$
<i>Metropolitan</i>						
N.S.W.	6	6	—	19 393 029	13 362 083	6 030 946
Vic.	6	6	—	14 120 375	11 556 263	2 564 112
Qld	5	4	1	6 396 944	5 857 603	539 341
*S.A.	6	5	1	4 709 618	3 790 273	919 345
*W.A. and Tas.	9	9	—	5 243 211	4 245 786	997 425
TOTAL	32	30	2†	49 863 177	38 812 008	11 051 169
<i>Country</i>						
N.S.W.	35	31	4	13 521 693	11 062 532	2 459 161
Vic.	14	10	4	4 251 559	3 297 284	954 275
Qld S.A. and N.T.	21	17	4	7 657 491	5 973 616	1 683 875
5	3	2	1 171 375	1 148 159	23 216	
W.A. and Tas.	13	9	4	2 202 030	2 122 780	79 250
TOTAL	88	70	18†	28 804 148	23 604 371	5 199 777

* These figures include five network affiliate stations in respect of which consolidated financial returns are made. The figures under the 'country' heading are reduced accordingly.

† The revenue of the two metropolitan and eighteen country radio stations making a loss represented 1.3% and 10% respectively of aggregate revenues of metropolitan and country radio stations respectively. Stations making a loss declined from twenty-seven in 1974-75 to twenty in 1975-76.

Television

Financial Year	Number of Stations in Operation	Stations Making a Profit	Stations Showing a Loss	Total Revenue	Total Expenditure	Net Result (Before Tax and Licence Fee)
				\$	\$	\$
1971-72	48	41	7	102 029 697	84 616 371	17 413 326
1972-73	48	48	—	115 642 871	94 261 097	21 380 774
1973-74	48	46	2	132 299 351	108 306 145	23 993 206
1974-75	48	44	4	151 577 571	130 040 199	21 537 372
1975-76	48	46	2	211 805 510	167 802 357	44 003 153

Licence fees paid by stations are given in paragraph 39.

35. Details of aggregate financial results by state for metropolitan and country television stations for 1975-76 were as follows:

State	Number of Stations in Operation	Stations Making a Profit	Stations Showing a Loss	Total Revenue	Total Expenditure	Net Result (Before Tax and Licence Fee)
				\$	\$	\$
Metropolitan						
N.S.W.	3	3	—	64 518 987	49 793 207	14 725 780
Vic.	3	3	—	53 354 885	44 135 508	9 219 377
Qld	3	3	—	19 381 857	16 232 921	3 148 936
S.A.	3	3	—	16 470 843	13 886 611	2 584 232
W.A. and Tas.	3	3	—	18 187 450	13 867 843	4 319 607
TOTAL	15	15	—	171 914 022	137 916 090	33 997 932
Country						
*N.S.W.	13	13	—	21 332 263	15 530 785	5 801 478
Vic.	5	5	—	6 637 431	5 027 848	1 609 583
Qld	8	8	—	7 038 895	5 109 855	1 929 040
S.A. and N.T.	3	2	1	1 615 123	1 514 269	100 854
W.A. and Tas.	4	3	1	3 267 776	2 703 510	564 266
TOTAL	33	31	2†	39 891 488	29 886 267	10 005 221

* Includes AMV Victoria.

† The revenue of the two stations making a loss represented less than 1% of aggregate television station revenue.

The two stations that reported losses in 1975-76 also incurred losses in the previous financial year.

FEEES FOR LICENCES FOR COMMERCIAL RADIO AND TELEVISION STATIONS

36. Fees for licences for commercial radio and television stations are payable in accordance with the *Broadcasting Stations Licence Fees Act 1964* and the *Television Station Licence Fees Act 1964*. Under these Acts, the annual fee for a licence for a station is \$200 together with:

- (a) an amount equal to one per cent of the gross earnings of the station up to \$500 000 during the year ended 30 June (or where the licensee has, with the approval of the Tribunal, adopted an accounting period ending on some day other than 30 June, ending on that other day) preceding the anniversary of the grant of the licence or the period for which the licence is renewed as the case may be;
- (b) an amount equal to one and one-half per cent of the gross earnings over \$500 000 but not exceeding \$1 000 000;

- (c) an amount equal to two per cent of the gross earnings over \$1 000 000, but not exceeding \$1 500 000;
- (d) an amount equal to two and one-half per cent of the gross earnings over \$1 500 000, but not exceeding \$2 000 000;
- (e) an amount equal to three per cent of the gross earnings over \$2 000 000, but not exceeding \$2 500 000;
- (f) an amount equal to three and one-half per cent of the gross earnings over \$2 500 000, but not exceeding \$3 000 000;
- (g) an amount equal to four per cent of the gross earnings over \$3 000 000, but not exceeding \$3 500 000; and
- (h) an amount equal to four and one-half per cent of the gross earnings over \$3 500 000.

37. The Act makes provision for the money value of any consideration in connection with any transaction otherwise than in cash to be deemed to have been paid or given for the purposes of the Act. The Act gives a discretionary power to the Minister in certain circumstances in order to ensure that all income properly attributable to the licensee is included in his gross earnings for the purposes of the Act.

38. The Act defines gross earnings in relation to a commercial radio station in respect of a period as meaning the gross earnings of the licensee of the station during that period in respect of the broadcasting from the station of advertisements or other matter, including the gross earnings of the licensee during that period in respect of the provision by him of, or otherwise in respect of, matter broadcast from the station. In the case of a television station, the Act defines gross earnings in respect of a period as meaning the gross earnings of the licensee of the station during that period in respect of the televising from the station of advertisements or other matter, including the gross earnings of the licensee during that period in respect of the provision by him of, or otherwise in respect of, matter televised from the station, not being earnings from the production and recording on photographic film, or the recording on photographic film, of matter consisting wholly of an advertisement.

39. The total amount of fees payable by television stations during the period 1 July 1976 to 30 June 1977 was \$6 099 163. In the previous financial year, the total amount of licence fees which were payable was \$3 387 834. The total amount of licence fees payable by television stations was made up as follows:

<i>States/Territories</i>	<i>Gross Earnings</i>	<i>Licence Fees</i>		<i>Total</i>
		<i>Metropolitan Stations</i>	<i>Country Stations</i>	
	\$	\$	\$	\$
New South Wales and Australian Capital Territory	69 150 850	2 112 315	340 656	2 452 971
Victoria	53 905 792	1 899 439	103 459	2 002 898
Queensland	23 729 705	576 469	72 056	648 525
South Australia and Northern Territory	16 080 144	448 273	16 427	464 700
Western Australia and Tasmania	18 081 524	481 283	48 786	530 069
Australia	180 948 015	5 517 779	581 384	6 099 163

40. The total amount of licence fees payable by radio stations during the period 1 July 1976 to 30 June 1977 based on earnings in the previous financial year was made up as follows:

States/Territories	Gross Earnings	Licence Fees		Total
		Metropolitan Stations	Country Stations	
	\$	\$	\$	\$
New South Wales and Australian Capital Territory	28 713 629	362 207	149 572	511 779
Victoria	16 871 862	251 495	41 199	292 694
Queensland	13 250 004	88 772	80 818	169 590
South Australia and Northern Territory	5 545 291	66 042	12 129	78 171
Western Australia and Tasmania	6 742 108	55 325	25 233	80 558
Australia	71 122 894	823 841	308 951	1 132 792

41. In the previous financial year the total amount of licence fees was \$818 114.

PUBLIC INQUIRY INTO AGREEMENTS UNDER SECTION 88 OF THE BROADCASTING AND TELEVISION ACT 1942

42. On 23 July 1976, as directed by the Minister for Post and Telecommunications under Section 18 of the *Broadcasting and Television Act 1942*, the Board commenced a public inquiry into agreements under Section 88 of the Act.

43. The Terms of Reference required the Board to inquire into the following:

- (a) whether persons granted a licence under Part IV of the *Broadcasting and Television Act 1942* for a commercial broadcasting station or a commercial television station should be permitted to transfer the licence or admit another person to participate in any of the benefits of the licence or to exercise any of the powers or authorities granted by the licence;
- (b) the arrangements, terms and conditions under which licensees of commercial broadcasting stations and commercial television stations may transfer the licence or admit another person to participate in any of the benefits of a licence, or to exercise any of the powers or authorities granted by a licence; and
- (c) the matters that the Minister should take into consideration in the exercise of his power under sub-section 88(1) of the Act to consent to such arrangements.

44. The Inquiry was completed on 25 October 1976.

45. The Board's report recommended to the Minister that Section 88 of the Act be repealed and that the Act should be amended to give effect to the following recommendations:

- (a) Transfers of licence should be permitted subject to approval of the Minister following public inquiry.
- (b) Modified inquiry procedures should be instituted in the interests of saving time and money. The simpler procedures should provide for pre-hearing conferences and exchange of written agreement, applicants presenting their own case (but with the right to be accompanied by legal advisers), and no cross-examination other than by the Board or counsel or staff assisting it.
- (c) General criteria should be established and published, for the benefit of all applicants, by which licensees would be selected — whether for new licences or for transfer of licences.

- (b) Admission of another person to participate in any of the benefits of a licence should be permitted if the Minister is satisfied, following a public inquiry, that the proposed arrangement is in the public interest and that criteria set out in the report are met.
- (c) Special provision should be made for the five existing leasing arrangements, involving stations 2CH, 2KY, 2WG, 3KZ and 3XY, to continue to the date of expiry of the present Ministerial consent or to 1 May 1978, whichever is the later, and thereafter they should be renewable for a maximum term of five years following public inquiry.

46. Following consideration of the Board's report and recommendations, the Government, in May 1977, decided that public inquiries should be held by the Tribunal into proposals for the admission of persons other than the licensee to participate, in any significant manner, in any of the benefits of the licence or share transactions involving significant changes in the potential control of a licensee company.

BROADCASTING AND TELEVISIONING OF POLITICAL MATTER

47. The provisions governing the broadcasting or televising of political or controversial matter are set out in Sections 116, 117 and 117A of the *Broadcasting and Television Act 1942*.

48. During the year, general elections were held for the State Parliaments of Tasmania and Western Australia, and there were a number of by-elections for State Parliaments throughout Australia. Following usual practice, the Board and the Tribunal reminded licensees of their obligations under the Act in connection with the elections, and obtained from the ABC and licensees of commercial stations details of time occupied by political matter on radio and television stations during the election periods for the State General Elections in Tasmania and Western Australia. In addition, licensees submitted details of charges for matter transmitted by their stations.

49. In all cases, the Board and the Tribunal, as provided in Section 116(4A) of the Act, exempted stations which are not regarded as serving the areas concerned, from compliance with Section 116(4) of the Act. This latter section provides that election matter may not be broadcast or televised from midnight on the Wednesday preceding an election to the close of the poll on the Saturday evening.

OVERSEAS VISITS

50. Mrs Janet Strickland, a full-time member of the Tribunal, visited Japan, France, England, United States of America and Canada during the early part of 1977 for discussions with officials of the bodies responsible in these countries for the regulation of the operation of the broadcasting media. The information obtained by Mrs Strickland was invaluable to the Tribunal especially in relation to the conduct of its inquiry into 'self-regulation' which commenced after her return to Australia.

51. Mr J. M. Dixon, Sectional Engineer, visited Kyoto, Japan, to attend the International Telecommunication Union Seminar on Satellite Broadcasting, preparatory to the World Administrative Radio Conference for the Planning of the Broadcasting Satellite Service in frequency bands 11.7-12.2 GHz (in Regions 2 and 3) and 11.7-12.5 GHz (in Region 1). Mr Dixon also visited Kuala Lumpur, Malaysia, as a member of the ABC delegation to meetings of the Asian Broadcasting Union Engineering Committee. Another of the Board's senior engineers, Mr N. J. Medlin, was recalled to duty whilst on leave in the United Kingdom to visit the U.S.A. for discussions relating to problems associated with directional aeriels used by radio stations operating in the medium frequency band.

ADMINISTRATION — BROADCASTING (RADIO)

CURRENT LICENCES FOR COMMERCIAL RADIO STATIONS

52. On 30 June 1977, there were 123 licences for commercial radio stations in force. A list of licensees is contained in Appendix A of this Report. A map of Australia showing the location of all radio stations in operation at 30 June 1977 is included after Appendix S. The disposition of the licences is shown in the following table:

	<i>State Capital Cities</i>	<i>Country Areas</i>	<i>Territories</i>	<i>Total</i>
Australian Capital Territory	—	—	2	2
New South Wales	6	33	—	39
Victoria	8	14	—	22
Queensland	5	22	—	27
South Australia	4	5	—	9
Western Australia	4	10	—	14
Tasmania	2	6	—	8
Northern Territory	—	—	2	2
Australia	29	90	4	123

GRANT OF NEW LICENCES

53. Three new stations, namely 3CR Melbourne, 3MP Mornington Peninsula/Frankston, for which the licence had been granted in the previous year, and 4GC Charters Towers, commenced operation during the year, on 3 July, 22 July and 13 December 1976 respectively.

54. The proposed low-coverage restricted commercial radio station, 2CT Campbelltown, is expected to commence operation during December 1977. At the time of preparation of this Report the licence was before the Minister for signature.

55. As mentioned in paragraph 224 of the Board's Twenty-Eighth Annual Report, North West (Western Australia) Radio Broadcasters Pty Ltd advised the Minister of its decision to accept the grant of licences for commercial radio stations to serve the Port Hedland and Dampier/Karratha/Roebourne areas of Western Australia. The company has advised the Tribunal that the proposed Port Hedland station, 6NW, is expected to be ready to commence transmissions later this year and action is under way to obtain the formal grant of the licence, subject to satisfactory progress.

NORTH-WESTERN SUBURBAN AREA OF SYDNEY

56. As set out in paragraphs 233-241 of the Board's Twenty-Eighth Annual Report, High Court Writs had been issued on the Minister for Post and Telecommunications and the Board by one of the applicants for the licence in the north-western suburban area of Sydney. Subsequently, Prospect Broadcasters Pty Ltd, the applicant to whom the Board recommended the licence should be granted, sought permission to be joined as a third defendant in the action.

57. Prior to the case being heard, the Minister on 10 March 1977 announced that due to the considerable changes being experienced in the north-western suburban area and adjacent areas he had decided not to grant a licence for the area. The Minister foreshadowed a review of the situation at a later stage, following the development of a planning proposal by his Department.

WOLLONGONG AREA

58. As set out in paragraphs 242-245 of the Board's Twenty-Eighth Annual Report, High Court Writs had been issued on the Minister for Post and Telecommunications and the Board in terms similar to those issued in respect of the north-western suburban area of Sydney, and the grant of the licence had been held in abeyance.

59. At the time of the preparation of this Report, the case had not come before the Court.

RENEWAL OF LICENCES FOR COMMERCIAL RADIO STATIONS

60. The Tribunal is required by the Act to submit a recommendation to the Minister on each licensee's application for the renewal of its licence. Applications are made in accordance with a form designed to provide information concerning the performance of stations during the licence period, including details of the constitution and ownership or control of the licensee company for the purpose of ascertaining whether there has been any contravention of the provisions of Division 3 of Part IV of the Act, and information concerning technical aspects and program performance of the station. The information supplied on the technical aspects is referred to the Postal and Telecommunications Department. Before making its recommendation to the Minister on renewals of licences, the Tribunal makes a complete review of the service which has been provided by the licensees. The Postal and Telecommunications Department provides a report to the Tribunal on the technical aspects.

61. Although the performance of the great majority of stations from the general operational, program and technical viewpoints was generally satisfactory, deficiencies were noted in a small number of cases, mainly relating to some technical and program deficiencies. In no case, however, were the deficiencies considered to be of sufficient gravity to lead to a recommendation to the Minister that the licences should not be renewed. Accordingly, having regard to the corrective action which had been taken by the licensees concerned, the Minister, on the recommendation of either the Board or the Tribunal, granted renewals of all licences expiring during the year.

TRANSFER OF LICENCES AND LEASING OF STATIONS

62. Section 88(1) of the *Broadcasting and Television Act* 1942 provides that a licensee of a commercial radio station may not, without the consent in writing of the Minister, transfer the licence or admit another person to participate in any of the benefits of the licence.

63. During the year, following reports and recommendations from the Board, the Minister approved the transfer of the licences for commercial radio stations as follows:

<i>Station</i>	<i>From</i>	<i>To</i>
2RG Griffith	2RG Broadcasters Pty Ltd	Murrumbidgee Television Ltd
3WM Horsham	Sunraysia Broadcasters Pty Ltd	Cameron Broadcasting Services Pty Ltd
4AM Atherton-Mareeba	Far Northern Radio (Tablelands) Pty Ltd	Radio 4AM Pty Ltd
6NA Narrogin	Swan Television Ltd	South Western Telecasters Ltd
6PR Perth	Nicholsons Broadcasting Services Pty Ltd	Western Broadcasting Services Pty Ltd

64. The above transfers followed the Minister's approval of the acquisition of the licences after considering individual reports and recommendations from the Board or the Tribunal.

65. At 30 June 1977, the following five stations were, with the consent of the Minister pursuant to Section 88(1) of the Act, being operated by persons other than the licensee:

<i>Station</i>	<i>Licensee</i>	<i>Date of Original Consent</i>	<i>Date of Expiry of Existing Consent</i>	<i>Operating Company or Persons</i>
2CH Sydney	Council of Churches in N.S.W. Broadcasting Co. Pty Ltd	14.3.36	1.5.78	Amalgamated Wireless (A'asia) Ltd
2KY Sydney	2KY Broadcasters Pty Ltd	4.12.70	1.5.78	H. B. French and W. Monson, Trustees of the Labor Council of N.S.W.
2WG Wagga	Riverina Broadcasters (Holdings) Pty Ltd	29. 6.64	30.6.79	Riverina Broadcasters
3KZ Melbourne	Industrial Printing and Publicity Co. Ltd	12. 2.32	1.5.78	3KZ Broadcasting Co. Pty. Ltd.
3XY Melbourne	Station 3XY Pty Ltd	17. 5.35	1.5.78	Efftee Broadcasters Pty Ltd

OWNERSHIP OR CONTROL OF COMMERCIAL RADIO STATIONS

66. Section 90C of the *Broadcasting and Television Act* 1942 provides that a person shall not have a prescribed interest in licences for:

- (a) more than one metropolitan commercial broadcasting station in any state;
- (b) more than four metropolitan commercial broadcasting stations in Australia;

- (c) more than four commercial broadcasting stations in any one state; or
(d) more than eight commercial broadcasting stations in Australia.
67. A prescribed interest in a licence as defined in the Act (Section 90(2)) is, broadly, a shareholding or voting interest in excess of 15 per cent, held directly or indirectly in a licensee company.
68. Paragraph 96 details the proceedings which the Tribunal adopts in obtaining information to ensure that the ownership and control provisions of the Act are observed.
69. Appendixes K and L list the multiple interests of newspapers and others in commercial radio stations and newspaper interests of a minor nature in commercial radio stations respectively.
70. Similar information is required in respect of commercial radio stations to that required for commercial television stations as described in paragraph 96 of this Report.

IMPORTANT CHANGES IN SHAREHOLDINGS IN RADIO STATIONS

71. The following changes took place during the year, with the Minister's approval, following reports and recommendations from the Tribunal. These are apart from the transfers of licences described in paragraph 63.

2RG Griffith — 7HT Hobart — Murrumbidgee Television Ltd

Henry Jones Investments Pty Ltd increased its shareholding interest from 128 649 to 654 199 of the 1 100 000 issued shares.

3CS Colac — Enterprise Broadcasters Pty Ltd

Mr G. J. Greenwood and Mr E. F. Rex acquired 1075 and 875 respectively of the 5000 issued shares.

72. See paragraph 46 above relating to the Government's decision that the Tribunal should hold public inquiries into applications for approval of proposals involving significant changes in control of licensee companies. The above transactions were approved prior to the Government's decision on public inquiries.

MEMORANDUM AND ARTICLES OF ASSOCIATION OF LICENSEE COMPANIES

73. Section 90K of the *Broadcasting and Television Act* 1942 provides that a licence is subject to a condition that a change in the memorandum or articles of association of a company holding a licence for a commercial broadcasting station shall not take place without the approval of the Minister.

74. During the year, the Minister, pursuant to the provisions of Section 90K of the Act, gave his approval to a number of changes of a varying nature in the memoranda and articles of association of several licensee companies, none of which involved any substantial changes in operation or control of the stations concerned.

NETWORKS OF COMMERCIAL RADIO STATIONS

75. The licensee of each commercial radio station is required to obtain the Tribunal's consent before entering, or becoming a member of, any network, by a condition of the licence which reads as follows:

'The licensee shall not, without the consent in writing of the Australian Broadcasting Tribunal enter or become a member of any network of broadcasting stations, or any other association or organisation of broadcasting stations formed for the purpose of making arrangements for the provision of programs or the broadcasting of advertisements, or acquire by itself or any person or company on its behalf, any shares or other interests in any such network, association or organisation.'

76. The two principal networks in existence at present are the Macquarie Broadcasting Network and the Major Broadcasting Network.

77. In addition, a number of stations have joined together for the purpose of joint selling arrangements, calling themselves networks, but these arrangements do not in fact involve landline connections for the purpose of formally exchanging programs.

78. The Macquarie Broadcasting Network consists of a proprietary company, Macquarie Broadcasting Service Pty Ltd, in which 31 892 of the total of 77 658 shares are held by Broadcasting Associates Pty Ltd (a wholly-owned subsidiary of Macquarie Broadcasting Holdings Ltd) and the remainder of the shares are held by member stations. Broadcasting Associates Pty Ltd has further interests in the company through its shareholdings in certain member stations (see Appendix K).

79. The following were member stations of the network at 30 June 1977:

<i>Macquarie Broadcasting Network</i>	
<i>New South Wales</i>	<i>Queensland</i>
2GB Sydney	4BH Brisbane
2PK Parkes	4BU Bundaberg
2WL Wollongong	
<i>Victoria</i>	<i>South Australia</i>
3AW Melbourne	5DN Adelaide
<i>Tasmania</i>	<i>Australian Capital Territory</i>
7HO Hobart	2CA Canberra

80. Macquarie Broadcasting Service Pty Ltd has an arrangement with a number of other stations in accordance with which they may co-operate with the network on agreed terms in the sale of station time for the broadcasting of Macquarie programs.

81. The Major Broadcasting Network is not a company but is an association of stations of which the following were members or affiliates at 30 June 1977:

<i>Major Broadcasting Network</i>	
<i>New South Wales</i>	<i>Queensland</i>
2UE Sydney	4BK Brisbane
2KO Newcastle	
<i>Victoria</i>	<i>South Australia</i>
3DB Melbourne	5AD Adelaide
<i>Tasmania</i>	
7EX Launceston	
7HT Hobart	

82. There are several other groups of stations, loosely described as networks, some of which involve the relaying of programs. Details of these groups are as follows:

- (a) Associated Broadcasting Services, comprising stations 3SR Shepparton, 3UL Warragul and 3YB Warrnambool;
- (b) Victorian Broadcasting Network, comprising stations 3HA Hamilton, 3TR Sale and 3NE Wangaratta;
- (c) New England Network, comprising stations 2AD Armidale, 2MO Gunnedah, 2RE Taree and 2TM Tamworth;
- (d) Radio Broadcasting Network of Queensland comprising stations 4IP Ipswich, 4LG Longreach, 4LM Mt Isa, 4VL Charleville and 4WK Warwick;
- (e) The Big Q Group, comprising stations 4BC Brisbane, 4GR Toowoomba, 4MB Maryborough, 4RO Rockhampton, 4AY Ayr, 4ZR Roma, 4SB Kingaroy and 4KZ Innisfail/Tully;
- (f) South Australian Broadcasting Network, comprising stations 5KA Adelaide, 5RM Renmark and 5AU Port Augusta;

- (g) Consolidated Broadcasting System, comprising stations 6AM Northam, 6GE Geraldton, 6KG Kalgoorlie and 6PM Perth;
- (h) Tasmanian Broadcasting Network, comprising stations 7AD Devonport, 7BU Burnie and 7SD Scottsdale; and
- (i) AWA Radio Network, comprising stations 2AY Albury, 2CH Sydney, 2GF Grafton, 2GN Goulburn, 3BO Bendigo, 4CA Cairns, 4TO Townsville and 7LA Launceston.

ADMINISTRATION — TELEVISION

CURRENT LICENCES FOR COMMERCIAL TELEVISION STATIONS

83. As at 30 June 1977 there were fifty licences for commercial television stations in force. Details of licensees are contained in Appendix E of this Report, the distribution of licences being as follows:

<i>States/Territories</i>	<i>Capital Cities</i>	<i>Country Areas</i>	<i>Territories</i>	<i>Total</i>
Australian Capital Territory	—	—	1	1
New South Wales	3	11	—	14
Victoria	3	6	—	9
Queensland	3	8	—	11
South Australia	3	3	—	6
Western Australia	2	4	—	6
Tasmania	1	1	—	2
Northern Territory	—	—	1	1
Australia	15	33	2	50

84. Two new stations, namely RTS Renmark/Loxton and GTW Geraldton, commenced operations during the year, on 26 November 1976 and 21 January 1977 respectively.

RENEWAL OF LICENCES FOR COMMERCIAL TELEVISION STATIONS

85. The Tribunal is required by the Act to submit a recommendation to the Minister on each licensee's application for the renewal of its licence. Applications are made in accordance with a form designed to provide information concerning the performance of the stations during the licence period, including details of the constitution and ownership or control of the licensee company for the purpose of ascertaining whether there has been any contravention of the provisions of Division 3 of Part IV of the Act, and information concerning technical aspects and program performance of the station. The information contained in the form of application is examined in conjunction with details of the station's operation and general performance during the year. On the basis that technical matters have, since 1 January 1977, come within the ambit of the Postal and Telecommunications Department, engineering reports are obtained by the Tribunal in respect of each station's licence renewal.

86. The licences for forty-eight commercial television stations fell due for renewal during the year under review.

87. Although the performance of the great majority of stations from the general operational, program and technical viewpoints was generally satisfactory, deficiencies were noted in a small number of cases, mainly relating to program deficiencies. In no case, however, were the deficiencies considered to be of sufficient gravity to lead to a recommendation to the Minister that the licences should not be renewed. Accordingly, having regard to the corrective action being taken by the licensees

concerned, the Minister, on the recommendation of either the Board or the Tribunal, granted renewals of all licences expiring during the year.

TRANSFER OF LICENCES

88. Section 88(1) of the *Broadcasting and Television Act* 1942 provides that a licensee of a commercial television station may not, without the consent in writing of the Minister, transfer the licence or admit another person to participate in any of the benefits of the licence.

89. During the year, the licence for TVW Perth was transferred from TVW Ltd to TVW Enterprises Ltd. No change of ownership was involved as the transfer involved a change in name of the licensee only.

90. Following consideration of the report and recommendations by the Control Board into leasing arrangements, the Government, in May 1977, decided that public inquiries should be held by the Tribunal into proposals for the admission of persons other than the licensee to participate, in any significant manner, in any of the benefits of the licence or share transactions involving significant changes in the potential control of a licensee company.

OWNERSHIP OR CONTROL OF COMMERCIAL TELEVISION STATIONS

91. The principal provisions of Division 3 of Part IV of the *Broadcasting and Television Act* 1942 dealing with the ownership or control of commercial television stations were set out in some detail in paragraph 153 of the Eighteenth Annual Report.

92. In particular, Section 92 of the Act provides that a person shall not have a prescribed interest in:

- (a) each of three or more licences;
- (b) each of two or more licences for stations in a Territory; or
- (c) each of two or more licences for stations in a state and within a radius of fifty kilometres of the General Post Office in the capital city of the state, provided that a person may continue to hold prescribed interests in licences in excess of those specified, if he held those interests prior to 17 December 1964 which was the date on which amending legislation became effective. It is provided, however, that such excess interests shall not be increased in any manner whatsoever, and that the persons concerned may not acquire prescribed interests in any further licences.

93. Excess interests were held as at 30 June 1977 by Associated Newspapers Group Ltd (London) Group (BTQ Brisbane, ADS Adelaide and HSV Melbourne), The Herald and Weekly Times Ltd Group (HSV Melbourne, BTQ Brisbane, ADS Adelaide and TVT Hobart), John Fairfax Ltd Group (ATN Sydney, CTC Canberra Area, NBN Newcastle-Hunter River Area and QTQ Brisbane) and Email Ltd (TEN Sydney, CBN Central Tablelands Area and CWN Central Western Slopes Area).

94. A prescribed interest in a licence as defined in the Act (Section 91(2)) is, broadly, a shareholding, voting or financial interest, in excess of five per cent, held either directly or indirectly in the licensee company.

95. Details of principal shareholders in all commercial television stations are set out in Appendix J, while details of the multiple shareholding interests of newspapers and others are set out in Appendix K.

96. In connection with the provisions of the Act concerning the ownership or control of commercial television stations (and commercial radio stations — see paragraphs 68 and 70) licensees of stations are required to submit information in this regard in licence renewal applications. In addition, the Tribunal maintains comprehensive records of shareholdings in many hundreds of companies having interests either direct or indirect in licensee companies, such records being subject

to constant review. Regular examinations are also made of records at the various State Corporate Affairs Commissions. Licensees are also required to submit to the Tribunal at quarterly intervals, details relating to share transfers, changes in respect of debenture holdings, and changes in respect of loan interests in licensee companies. Information is also obtained from a variety of other sources. The records and investigations cover all persons and companies with any noteworthy interests, direct or indirect, in stations, including particularly multiple interests and non-resident interests. There is, of course, a continuing obligation on all persons to seek the Minister's approval to a transaction where that transaction results in a prescribed interest being obtained in a licence, or results in any increase in an existing prescribed interest.

97. See paragraph 46 above relating to the Government's decision that the Tribunal should hold public inquiries into applications for approval of proposals involving significant changes in control of licensee companies.

IMPORTANT CHANGES IN SHAREHOLDINGS IN TELEVISION STATIONS

98. As indicated above, details of principal shareholders in companies which are licensees of commercial television stations, according to the information available to the Tribunal, are contained in Appendix J. The following are the more important of the changes during the year under review in the shareholdings of companies holding licences for commercial stations, approved by the Minister following reports and recommendations by the former Australian Broadcasting Control Board or the Tribunal:

TCN Sydney

Consolidated Press Holdings Ltd increased its shareholding in TCN from 42 997 870 to 44 268 965 units.

TEN Sydney

Radio 2UE Sydney Pty Ltd increased its shareholding in TEN from 635 640 to 1 133 280 shares.

Amalgamated Wireless (A'asia) Ltd increased its shareholding in TEN from 1 333 333 to 2 355 733 shares.

MTN Murrumbidgee Irrigation Areas

Henry Jones Investments Ltd acquired 525 550 shares in MTN.

WIN Illawarra Area

Media Securities Ltd increased its shareholding interest in WIN from 401 550 to 732 850 units. The increase of 331 300 stock units included all the 131 800 held by Euroka Pty Ltd, all the 101 000 held by Interstate Television Holdings Pty Ltd and all the 44 200 held by Consolidated Press Holdings Ltd.

RVN South-Western Slopes & Eastern Riverina Area/

AMV Upper Murray Area

Elwood Pty Ltd increased its shareholding in RVN from 518 511 to 647 701 shares.

BCV Bendigo Area/GLV Latrobe Valley Area

Team Media Investments Pty Ltd acquired 348 564 shares in BCV/GLV including all the 163 900 and 154 200 shares held by Griffith Bros. Investments Pty Ltd and Westella Canning Pty Ltd respectively.

BTW Bunbury Area/GSW Southern Agricultural Area

Westinvest Pty Ltd acquired 234 700 shares in BTW/GSW.

MEMORANDUM AND ARTICLES OF ASSOCIATION OF LICENSEE COMPANIES

99. Section 92FA(1) of the Act provides that a licence is subject to a condition that a change in the memorandum or articles of association of a company holding a licence for a commercial television station shall not take place without the approval of the Minister. During the year, the Minister, pursuant to the provisions of Section 92FA(1) of the Act, gave his approval for a number of changes of varying nature in the memorandum and articles of association of licensee companies.

DEVELOPMENT OF TELEVISION SERVICES

100. The responsibility for the planning and development of the broadcasting services passed to the Postal and Telecommunications Department as from 1 January 1977. Prior to that date the Board had carried out this function and from time to time during the six months to 31 December had sought and obtained the Minister's approval for a number of new developments, primarily relating to television translator stations.

TELEVISION REPEATER STATIONS

101. A television repeater station is a station of low operating power designed to transmit only programs recorded on magnetic tape. Aural transmissions originated at the stations are restricted to material such as station identification and emergency announcements. In most cases, atmospheric conditions permitting, news services are recorded off-air from the national broadcasting service and replayed. There are now ten such stations in operation providing a daily service and operating for approximately fifty-one hours each week, which has proved a most satisfactory means of providing a television service to remote mining communities. The first of these stations was established in November 1970 at Weipa in Queensland.

102. During the year the Minister, following reports and recommendations from both the Board and the Tribunal, approved the renewal of licences for television repeater stations in ten areas of Western Australia, Queensland and the Northern Territory. The licences were renewed for periods of one year. The fee for the grant or renewal of a licence is \$20. Details of the stations are contained in Appendix I.

TELEVISION TRANSLATOR STATIONS

103. A television translator station is a station of low operating power designed for the reception, by wireless telegraphy or telegraph line, of television programs transmitted by a television station, and the immediate re-transmission by means of wireless telegraphy of those programs.

104. Details of the commercial and national television translator stations in operation including operating conditions are shown in Appendixes G and H respectively.

COMMENCEMENT OF SERVICE OF TELEVISION TRANSLATOR STATIONS

105. The following additional television translator stations commenced operation during the year:

Australian Capital Territory

Tuggeranong

(Commercial)

New South Wales

Bathurst

(National and Commercial)

Eden

(National)

Menindee

(National)

Queensland

Mossman/Port Douglas (National)
North Cairns (National)

South Australia

Leigh Creek (National)

Western Australia

Narrogin (National)
Wongan Hills (National)

Tasmania

Burnie (National and Commercial)
Lileah (Commercial)
Smithton (Commercial)
Wynyard (National and Commercial)

Details regarding the above stations appear in Appendixes G and H.

GRANT OF LICENCES FOR TELEVISION TRANSLATOR STATIONS

106. During the year ended 30 June 1977, following previous approvals by the Minister, licences for the following additional commercial television translator stations were granted:

<i>Area</i>	<i>Licensee</i>
Tuggeranong (ACT)	Canberra Television Ltd
Bathurst (New South Wales)	Country Television Services Ltd
Eden (New South Wales)	Television Wollongong Transmissions Ltd
Hay (New South Wales)	Murrumbidgee Television Ltd
Khancoban (New South Wales)	Riverina & North East Victoria TV Ltd
Gunpowder (Queensland)	Gunpowder Copper Ltd
Babinda (Queensland)	Far Northern Television Ltd
Mareeba (Queensland)	Far Northern Television Ltd
Mossman/Port Douglas (Queensland)	Far Northern Television Ltd
North Cairns (Queensland)	Far Northern Television Ltd
Burnie (Tasmania)	Northern Television (TNT9) Pty Ltd
Lileah (Tasmania)	Northern Television (TNT9) Pty Ltd
Smithton (Tasmania)	Northern Television (TNT9) Pty Ltd
Wynyard (Tasmania)	Northern Television (TNT9) Pty Ltd

107. Television translator station licences are granted for an initial period up to five years and are renewable annually. During the year, the Minister, on the recommendation of the Board and the Tribunal, granted a renewal of fifty-one commercial television translator station licences.

108. The following table sets out the technical operating conditions determined for commercial and national translators and other low power stations, the establishment of which has been authorised, but which are not yet in operation. The establishment of national translators is being undertaken by Telecom Australia in all cases listed, the rate of development being dependent on capital funds allocation and specialist resources.

TRANSLATOR STATIONS AND OTHER LOW POWER STATIONS (NOT YET IN OPERATION)

<i>Area to be Served</i>	<i>Parent Station</i>	<i>Site</i>	<i>Polarisation (H-Horizontal) (V-Vertical)</i>	<i>Channel</i>	<i>Power (watts)</i>
COMMERCIAL					
<i>New South Wales</i>					
Ashford	NEN-9	2.4 km E of Ashford	V	10	2.5 (directional)
Eden/ Pambula/ Merimbula Hay	WIN-4 (via Bega translator) MTN-9	Bimmil Trig	H	3	50 (directional)
Jerilderie	GMV-6	15.3 km ENE of town	H	5A	1400 (directional)
Menindee	BKN-7 (via UHF link)	5.6 km WNW of town	H	8	150 (directional)
Narooma	WIN-4 (via Bateman's Bay translator)	6.6 km N of Menindee P.O.	V	6	100 (directional)
Quirindi	NEN-9	Kianga Lookout, 4.8 km NW of town	H	5	200 (directional)
Tamworth	NEN-9	'Who'd A Thought It' Lookout, 1.6 km W of town	H	11	500 (directional)
Young	RVN-2	Bald Hill	H	3	1000 (directional)
		landra Street, Young, adj. to reservoir	H	6	50 (directional)
<i>Queensland</i>					
Babinda	FNQ-10	Radio Telephone Site, 9.6 km SE of town	V	6	300 (directional)
Gordonvale	FNQ-10	4QY National MF Broadcasting transmitter	V	2	500 (directional)
Herberton	FNQ-10	St Patrick's Hill	H	5A	3 (directional)
Mareeba	FNQ-10 (via UHF link)	Radio Telephone Site, Mareeba	H	6	16
Mission Beach	FNQ-10	Dunk Island	V	5A	100 (directional)
Mossman/ Port Douglas	FNQ-10 (via Nth Cairns translator)	Radio Telephone Site, 4 km N of Mossman	V	11	1000 (directional)
Nth Cairns	FNQ-10	Radio Telephone Site, Buchan	Mixed	5A	2000 (directional)
Ravenshoe	FNQ-10	Bald Rock, 1.6 km S of town	V	11	3 (directional)
Tully	FNQ-10	Radio Telephone Site, Mt Myrtle	H	2	1000 (directional)
<i>Western Australia</i>					
Katanning	BTW-3	Microwave Repeater Site, Fairfield	V	5A	400 (directional)
Mawson	BTW-3	National Transmitter Site, Mawson Trig	H	10	10 000

<i>Area to be Served</i>	<i>Parent Station</i>	<i>Site</i>	<i>Polarisation (H-Horizontal) (V-Vertical)</i>	<i>Channel</i>	<i>Power (watts)</i>
Northam	BTW-3	Operating conditions not yet determined			
Wagin	BTW-3	Microwave Repeater Site, Mt Latham	H	6	25 000 (directional)
<i>Tasmania</i>					
Strahan	TVT-6 (via Queenstown translator)	Radio Telephone Site	H	3	1
St Helens	TNT-9 (via St Marys/Fingal Valley translator)	NW boundary of St Helens Aerodrome Reserve	H	7	15 (directional)
NATIONAL					
<i>Australian Capital Territory</i>					
Tuggeranong/Garran	ABC-3	Mt Taylor	V	9	100
<i>New South Wales</i>					
Ashford	ABUN-7	2.4 km E of Ashford	V	5A	2.5 (directional)
Narooma	ABWN-5 (via Bateman's Bay)	Kianga Lookout 4.8 km NW of town	H	0	200 (directional)
Quirindi	ABUN-7	'Who'd A Thought It' Lookout, 1.6 km W of town	H	4	500 (directional)
Tamworth	ABUN-7 (via link or co-axial cable)	Bald Hill	H	2	1000 (directional)
Young	ABMN-0	Iandra St, Young, adj. to reservoir	H	11	50 (directional)
<i>Queensland</i>					
Babinda	ABNQ-9	Radio Telephone Site, 9.6 km E of town	V	1	300 (directional)
Cannonvale/Shingle Bch/Airlie Beach	ABMQ-4 (via Whitsunday Is. Shute Harbour translator)	Shingle Beach Hill	H	3	10 (directional)
Dysart	ABMQ-4 (via Moranbah/Goonyella translator)	Denham Range 5.6 km NW of Dysart	V	4	250 (directional)

<i>Area to be Served</i>	<i>Parent Station</i>	<i>Site</i>	<i>Polarisation (H-Horizontal) (V-Vertical)</i>	<i>Channel</i>	<i>Power (watts)</i>
Gordonvale	ABNQ-9	4QY National MF Broadcasting Transmitter	V	0	300 (directional)
Herberton	ABNQ-9	St Patrick's Hill	H	4	3 (directional)
Mareeba	ABNQ-9 (via UHF link)	Radio Telephone Site, Mareeba	H	1	16
Mission Beach	ABNQ-9	Dunk Island	V	4	100 (directional)
Moranbah/ Goonyella	ABNQ-4 (via Nebo translator)	S end of Car- borough Range	H	5A	2000 (directional)
Nambour	ABWQ-6 (via Gympie translator)	Dulong Lookout, 4.8 km W of town	V	5A	3000 (directional)
Nebo	ABMQ-4	Smith's Hill	H	2	100 (directional)
Ravenshoe	ABNQ-9	Bald Rock, 1.6 km S of town	V	8	3 (directional)
Tully	ABNQ-9	Radio Telephone Site, Mt Myrtle	H	0	1000 (directional)
<i>Western Australia</i>					
Goldsworthy	ABPHW-7 (via UHF link)	Communication Hill	H	9	5 (directional)
Manjimup	ABSW-5	Not yet determined			
Pannawonica	ABW-2 (via UHF links from Peedamulla co-axial cable repeater site)	1.6 km S of town	H	11	10 (directional)
Paraburdo	ABW-2 (via Tom Price translator)	4 km S of town	H	11	10 (directional)
Pemberton	ABSW-5 (via Manjimup translator)	Not yet determined			
Shay Gap	ABPHW-7 (via UHF link)	TV Hill	H	9	5 (directional)
Tom Price	ABW-2 (via links from Newman co- axial cable)	Mt Nameless	H	9	50 (directional)
<i>Tasmania</i>					
St Helens	ABNT-3 (via St Marys/Fingal Valley translator)	NW boundary of St Helens Aerodrome Reserve	H	0	15 (directional)

Power is stated as effective radiated power (e.r.p.). Except where otherwise indicated aeri-als are omni-directional.

In the case of directional aeri-als, the e.r.p. is that in the direction of maximum radiation.

COMMUNITY TELEVISION AERIAL SYSTEMS

109. Details of community television aerial systems for which permits were in force at 30 June 1977 are as follows:

<i>Permittee</i>	<i>Area</i>	<i>No. of Subscribers</i>
O'Donnell Griffin Industries Ltd	Castlecrag, N.S.W.	8
Management Committee Bayview Community TV System	Bayview, N.S.W.	64
E R Moffitt	Balmoral, N.S.W.	110
Department of Public Works (N.S.W.)	Parliament House, Sydney, N.S.W.	∅
Harrow Community TV System	Harrow, Vic.	13
Cablevision, Diverse Products Ltd	Beaumont, Glen Osmond, St. Georges and Urrbrae Area, S.A.	244
Hills Industries Ltd	Athelstone, S.A.	47
Clinton Pty. Ltd (Cablevision)	Wattle Park, Stoneyfell and Rosslyn Park Area, S.A.	114
Western Titanium Ltd	Leeman, W.A.	48
A. G. Robertson	Wivenhoe, Tas.	54

∅ It is anticipated that 300 subscribers will be connected when the new Parliament building is completed.

Details of procedures relating to applications etc. are contained in paragraphs 482-484 of the Board's Twenty-Eighth Annual Report.

PROGRAM SERVICES — GENERAL

MEDICAL ADVERTISING AND TALKS — RADIO AND TELEVISION

110. Section 100(6) of the *Broadcasting and Television Act* 1942 provides that a licensee shall not broadcast or televise advertisements relating to medicine unless the text has been approved by the Director-General of Health, or, on appeal, by the Minister. Section 122 of the Act places a similar restriction on talks on medical subjects.

111. *Notes on the Broadcasting and Televising of Matters of a Medical Nature*, prepared by the Director-General of Health for the guidance of those preparing such matters for radio and television, have for some years been issued as an attachment to the Television and Broadcasting Program Standards.

112. The notes have been replaced by a code devised by a Joint Media Committee in consultation with the Department of Health. The code now forms the basis of censorship, by the Department of Health, of medical advertising on radio and television. As a voluntary code supported by all industry groups involved in the advertising of therapeutic goods throughout Australia, it will also apply to advertising in the print media.

113. The major difference between the code and the previous guidelines is that analgesic and vitamin advertising are controlled more stringently. The new code is published in full as Appendix R of this Report.

114. As mentioned in the Board's Twenty-Eighth Annual Report, the Department of Health has indicated that it is in favour of relinquishing the control over talks (as distinct from advertisements) it has under Section 122 of the Act. The appropriate change to the legislation has not, as yet, been effected.

COMPLAINTS FROM VIEWERS AND LISTENERS ABOUT PROGRAMS

115. The following table provides an indication of the nature and amount of written complaints received from the public about various aspects of programming over the past three years. All were fully investigated and replied to by letter. In addition approximately the same number of complaints were received by telephone and in cases where further investigation was required the complainants were informed by letter of the outcome.

COMPLAINTS BY LETTER — TELEVISION AND RADIO

<i>Subject</i>	1974-75	1975-76	1976-77	% of All Complaints 1976-77
<i>Television: General</i>				
The Box/Number 96	233	70	9	0.7
Bad taste (Sex, violence, general moral standards)	198	54	85	6.7
Sex or indecency (specific programs)	48	71	122	9.7
Sex (para. 4 programs) against restriction	2	—	—	—
Sex (para. 4 programs) seeking restriction	—	38	9	0.7
Censorship (opposition to excessive cuts to 'R' films)	1	—	7	0.5
Violence (specific programs)	49	32	17	1.3
Language (including blasphemy)	41	41	42	3.3
Repeats and poor programs generally	54	36	55	4.4
News and current affairs (bad taste)	58	71	190	15.0
News and current affairs (bias)	20	69	42	3.3
	704	482	578	45.9
<i>Television: Family and Children's Times</i>				
Unsuitable programs or segments	57	13	37	2.9
Seeking extension of family and children's time	168	2	3	0.2
Promotional material for adult programs	158	61	130	10.3
Unsuitable material (including advertisements)	17	5	19	1.5
Inadequate quality or amount of programs	15	35	29	2.3
Opposition to advertising in children's time	—	2	31	2.4
	415	118	249	19.8
<i>Television: Advertising</i>				
Objection to depiction of sex (including cinema trailers)	71	172	79	6.3
Violence	3	2	1	0.1
High sound level (noisy commercials)	5	6	8	0.6
Excessive amount	32	74	61	4.8
Taste (including 'ockerism', etc.)	47	65	130	10.3
Intimate products	—	105	36	2.8
Anti-Inflation Campaign advertisements	—	—	33	2.6
	158	424	348	27.6

<i>Subject</i>	1974-75	1975-76	1976-77	% of All Complaints 1976-77
<i>Radio</i>				
Taste	44	39	50	4.0
Quality of programs (including excess sport)	13	3	11	0.9
Unsuitable recordings	5	4	3	0.2
Bias in news and current affairs	3	—	—	—
Irregularities in talk-back shows	1	2	7	0.5
	66	48	71	5.6
<i>Religious Programming (Radio and Television)</i>				
Protest at possible withdrawal of free time for religion	—	38	14	1.1
	—	38	14	1.1
Totals	1343	1110	1260	100

PART VI

PROGRAM SERVICES — BROADCASTING (RADIO)

TYPES OF PROGRAMS — RADIO

116. In 1963 the Board instituted a regular analysis of the content of programs broadcast by metropolitan radio stations. The first results were published in the Board's Fifteenth Annual Report (Appendix F). Detailed tables of the 1976-77 survey are published in Appendix M. Figures in some tables have been rounded off to the nearest whole number. In accordance with modern practice, figures have not been adjusted to add exactly to sub-totals.

117. The following table, for all metropolitan commercial stations shows the proportions of time devoted to the principal individual program categories over the past fourteen years. Since 1975-76, four new stations (3CR, 3MP, 5AA and 6NR) have been added to the analysis.

<i>Year</i>	<i>Light and Popular Music</i>	<i>Advertising</i>	<i>News</i>	<i>Incidental Matter</i>	<i>Sport</i>
	<i>%</i>	<i>%</i>	<i>%</i>	<i>%</i>	<i>%</i>
1963	48.9	12.6	9.3	8.6	4.2
1963-4	49.1	13.3	9.5	9.2	3.7
1964-5	50.2	14.3	9.3	8.9	4.3
1965-6	49.9	14.5	9.8	9.1	5.1
1966-7	48.3	15.1	9.8	8.6	5.3
1967-8	46.7	14.7	9.8	8.8	6.0
1968-9	50.0	14.4	9.9	8.6	6.0
1969-70	51.2	14.8	9.9	7.4	6.2
1970-1	49.8	15.4	10.5	7.2	6.5
1971-2	51.2	16.1	9.8	6.9	5.8
1972-3	54.1	15.0	9.0	6.4	6.4
1973-4	53.3	14.9	9.7	6.5	6.4
1974-5	55.4	13.9	9.6	6.6	6.0
1975-6	56.4	15.4	8.8	6.3	5.9
1976-7	56.5	15.9	8.7	6.2	5.0

118. The presentation of overall data in this form masks many of the changes which have occurred in individual station formats over the years. However, it can be seen that musical programs are currently more prominent than in the past, owing partly to the adoption by a number of stations of a continuous music format. The reduced level of musical programming in 1967-8 was to some extent the result of the introduction of 'talk-back' radio. Both news and sport reached a peak in 1970-71, while advertising content was highest in 1971-72. Advertising has again almost reached the 1971-72 figure.

EMPLOYMENT OF AUSTRALIANS — RADIO

119. Section 114 of the *Broadcasting and Television Act* 1942 requires licensees to use, as far as possible, the services of Australians in the production and presentation of programs.

120. The following table, showing the average amount of material of Australian origin broadcast weekly by commercial stations, is based on information supplied by each station in connection with the annual renewal of its licence.

AVERAGE AMOUNT OF MATTER OF AUSTRALIAN ORIGIN BROADCAST WEEKLY BY ALL COMMERCIAL STATIONS

<i>Types of Program</i>	<i>Average Australian Content per Station</i>			
	<i>Metropolitan</i>		<i>Country</i>	
	<i>hrs</i>	<i>mins</i>	<i>hrs</i>	<i>mins</i>
(a) Service and information programs including:				
(i) News broadcasts and commentaries, sporting talks and descriptions, service programs for special groups, religious programs of Australian origin	20	18	22	22
(ii) Telephone conversation programs	9	14	2	03
(iii) Other conversation programs	2	38	—	56
(b) Other Australian programs, live or in transcription form	—	36	1	40
(c) Playing time of gramophone recordings of Australian artists	24	06	18	26
(d) Time occupied by station announcers in the presentation of all musical items	11	38	9	13
(e) Advertising	20	19	12	01
	88	49	66	41

121. The increase in the average weekly amounts of Australian music broadcast by metropolitan stations over the past seven years is shown in the following table:

AUSTRALIAN MUSIC BROADCAST BY METROPOLITAN STATIONS HOURS PER WEEK

1971		1972		1973		1974		1975		1976		1977	
<i>hrs</i>	<i>mins</i>	<i>hrs</i>	<i>mins</i>	<i>hrs</i>	<i>mins</i>	<i>hrs</i>	<i>mins</i>	<i>hrs</i>	<i>mins</i>	<i>hrs</i>	<i>mins</i>	<i>hrs</i>	<i>mins</i>
12	58	14	36	16	13	17	20	19	11	20	17	24	06

122. During the year under review stations were required by section 114(2) of the Act to broadcast the works of Australian composers for at least five per cent of music time. In addition, they were expected to meet a requirement set by the Board and adopted by the Tribunal, for at least twenty per cent of music time to be occupied by Australian musical performances.

123. The assessment of compliance with the requirements was based on twelve sample weeks for metropolitan stations and four weeks for provincial stations. These periods coincide with those used by the Australasian Performing Right Association Ltd, in assessing royalty distributions to music composers whose works are broadcast.

Because stations were expected to meet the requirements on every day of the year, random checks of the Australian music content of individual days were undertaken.

124. In October 1976 the Board amended slightly the basis for assessing compliance with the performances requirement to take account of difficulties encountered by continuous service 'all-music' stations in obtaining sufficient quantities of Australian music to meet the quota. It was agreed that for stations which broadcast more than 300 musical items in a day, the performances requirement would be assessed as if only 300 items were played. The limited number of stations with formats to which this 300 'plateau' arrangement applied are annotated in the table following paragraph 125.

125. The following table shows the average results achieved by stations for the period 27 June 1976 to 25 June 1977, during rostered weeks:

**BROADCASTING OF AUSTRALIAN MUSIC — COMMERCIAL
BROADCASTING STATIONS 1976-77**

<i>Station</i>	<i>5 per cent Australian Compositions %</i>	<i>20 per cent Australian Performances</i>		
		<i>Local %</i>	<i>O/Seas %*</i>	<i>Total %</i>
<i>Metropolitan</i>				
2CH†	7.6	19.1	1.2	20.1
2GB	15.7	18.4	2.0	19.4
2KY	8.8	20.2	0.9	21.1
2SM	18.0	22.4	2.8	23.4
2UE	10.2	21.0	2.8	22.0
2UW	16.6	22.4	2.2	23.4
3AK†	5.2	19.6	1.4	20.6
3AW	13.3	22.6	5.4	23.6
3CR	50.8	72.2	6.0	73.2
3DB†	19.1	23.8	1.3	24.8
3KZ†	21.4	27.5	3.2	28.5
3MP	23.9	33.0	1.2	34.0
3UZ	12.6	23.9	2.8	24.9
3XY	16.9	21.5	3.0	22.5
4BC	16.7	23.5	1.3	24.5
4BH†	7.1	22.8	1.3	23.8
4BK†	15.1	21.8	4.5	22.8
4IP	19.1	25.6	0.6	26.2
4KQ†	9.6	22.0	4.1	23.0
5AA†	7.9	25.5	0.8	26.3
5AD	18.2	24.4	1.6	25.4
5DN	11.4	27.8	3.3	28.8
5KA	21.3	26.5	1.6	27.5
6IX	14.7	25.2	2.8	26.2
6KY†	5.2	23.0	3.8	24.0
6PM	16.7	20.7	2.4	21.7
6PR†	6.8	18.0	4.0	19.0
7HO	20.4	24.1	2.8	25.1
7HT	16.1	23.5	1.8	24.5
<i>Country</i>				
2AD	19.2	25.7	1.9	26.7
2AY	15.6	23.7	2.8	24.7
2BE	18.2	23.0	3.7	24.0
2BH	18.2	19.3	2.3	20.3
2BS	27.6	45.5	1.2	46.5

Station	5 per cent Australian Compositions %	20 per cent Australian Performances		
		Local %	O/Seas %*	Total %
2CA	21.6	27.3	5.4	28.3
2CC	22.7	29.1	4.5	30.1
2DU	26.7	35.3	2.9	36.3
2GF	21.8	30.4	3.0	31.4
2GN	15.3	23.7	1.7	24.7
2GO	19.4	26.2	1.9	27.2
2GZ	18.4	26.7	1.7	27.7
2HD	13.8	28.7	4.7	29.7
2KA	21.1	29.6	3.7	30.6
2KM	19.9	32.0	2.4	33.0
2KO	11.3	21.6	0.9	22.5
2LF	23.1	32.9	2.7	33.9
2LM	19.0	28.4	1.6	29.4
2LT	18.4	28.6	5.1	29.6
2MG	27.6	45.5	1.2	46.5
2MO	14.6	26.4	1.6	27.4
2MW	17.3	26.4	3.2	27.4
2NM	17.5	21.3	2.0	22.3
2NX	18.7	22.7	2.6	23.7
2NZ	20.2	32.0	2.8	33.0
2PK	22.3	29.1	3.0	30.1
2QN	15.9	25.4	1.6	26.4
2RE	21.7	28.0	2.8	29.0
2RG	25.5	38.0	4.4	39.0
2ST	18.2	26.9	3.5	27.9
2TM	24.0	35.0	3.3	36.0
2VM	13.8	20.3	2.0	21.3
2WG	17.0	28.2	2.9	29.2
2WL	12.9	22.0	1.7	23.0
2XL	20.5	27.8	3.9	28.8
3BA	20.0	27.8	3.9	28.8
3BO	16.1	23.1	2.1	24.1
3CS	21.0	28.4	2.4	29.4
3CV	17.6	26.6	4.3	27.6
3GL	13.6	23.9	1.2	24.9
3HA	20.1	26.5	2.3	27.5
3MA	20.3	32.6	2.0	33.6
3NE	18.6	26.8	1.8	27.8
3SH	26.7	40.5	8.9	41.5
3SR	23.5	30.8	4.8	31.8
3TR	26.8	33.7	9.7	34.7
3UL	16.0	24.6	0.9	25.5
3WM (formerly 3LK)	21.3	30.6	2.2	31.6
3YB	23.0	30.5	1.9	31.5
4AM	22.7	35.3	2.6	36.3
4AY	19.7	28.4	2.9	29.4
4BU	21.4	33.2	2.7	34.2
4CA	16.8	22.1	2.2	23.1
4CD	23.2	31.2	4.8	32.2
4GC	20.8	30.0	2.8	31.0
4GG	19.1	29.3	2.6	30.3
4GR	15.6	24.9	2.8	25.9

Station	5 per cent Australian Compositions %	20 per cent Australian Performances		Total %
		Local %	O/Seas % *	
4GY	24.2	33.7	2.6	34.7
4KZ	11.4	21.3	2.0	22.3
4LG	24.3	32.4	2.2	33.4
4LM	19.3	24.2	2.0	25.2
4MB	13.7	21.0	1.4	22.0
4MK	22.6	29.7	2.2	30.7
4NA	17.7	26.6	2.7	27.6
4RO	16.1	25.1	2.2	26.1
4SB	31.7	40.2	4.5	41.2
4TO	23.4	32.1	2.7	33.1
4VL	25.9	33.8	5.8	34.8
4WK	20.4	23.4	2.2	24.4
4ZR	19.9	26.3	3.6	27.3
5AU	19.9	25.4	2.4	26.4
5MU	21.8	29.1	2.3	30.1
5PI	16.1	22.8	1.7	23.8
5RM	18.9	33.2	2.0	34.2
5SE	20.1	29.1	3.5	30.1
6AM	17.6	22.0	2.6	23.0
6BY	19.5	25.4	5.3	26.4
6CI	15.1	23.9	3.7	24.9
6GE	12.2	21.6	1.3	22.6
6KG	14.7	23.6	1.6	24.6
6MD	14.3	23.8	3.3	24.8
6NA	15.6	25.0	4.2	26.0
6TZ	15.1	23.9	3.7	24.9
6VA	13.2	25.6	1.2	26.6
6WB	18.1	26.2	4.2	27.2
7AD	10.9	25.6	1.1	26.6
7BU	21.0	32.7	3.0	33.7
7EX	18.8	23.1	3.7	24.1
7LA	13.7	20.0	3.0	21.0
7QT	17.4	30.2	2.1	31.2
7SD	10.4	29.4	1.1	30.4
8DN	16.6	22.1	2.3	23.1
8HA	18.3	27.1	2.4	28.1

* limited to one per cent of music time
† 300 'plateau' applied

126. The table shows that all but two stations met both requirements. Stations 2GB Sydney (19.4 per cent) and 6PR Perth (19.0 per cent) averaged marginally below the required 20 per cent for Australian performances.

127. Although, as the table shows, the requirements for compositions and performances were met on an overall basis, it was found during sample weeks that some stations did not fulfil both requirements on all days. In the majority of cases the shortfalls were marginal, but where larger shortfalls were noted, an 'off-air' check was made to further assess the position. In the main the results of these checks indicated satisfactory compliance.

128. In the case of 6PR, however, three 24-hour checks in March, May and June 1977 indicated that the performances requirement was not met on those days. The matter was discussed with the station in connection with its application for licence renewal and an assurance was received by the Tribunal that the station would in future meet the requirements at all times.

129. The overall performance of stations in relation to the compositions requirement over the past eight years and the performances requirement over the past four years is shown in the following tables:

AUSTRALIAN COMPOSITIONS

Year	Australian Broadcasting Commission	Commercial Broadcasting Stations	
	Average Percentage Metropolitan Stations	Average Percentage All Stations	Number of Stations below Prescribed Percentage
	%	%	
1969-70	5.10	7.44	2
1970-71	7.06	7.63	1
1971-72	6.97	9.05	1
1972-73	6.33	9.01	Nil
1973-74	7.12	9.37	Nil
1974-75	8.13	12.10	Nil
1975-76	8.74 *	12.33	Nil
1976-77	9.30 *	16.14	Nil

* includes 2JJ and ABC-FM

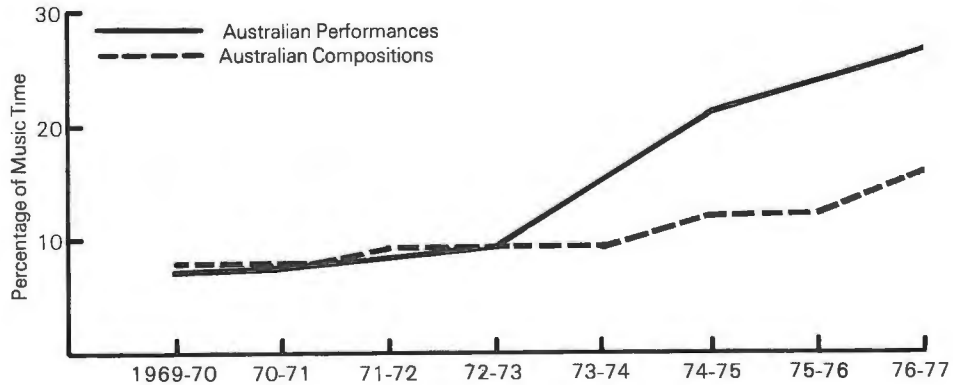
AUSTRALIAN PERFORMANCES

Year	Requirement	Commercial Broadcasting Stations	
		Average Percentage All Stations	Number of Stations Below Prescribed Percentage
	%	%	
1973-74	10.0	15.21	Nil
1974-75			
(28.7.74-11.1.75)	12.5	17.08	Nil
(12.1.75-28.6.75)	15.0	21.60	Nil
1975-76			
(29.6.75-1.5.76)	15.0	17.60	Nil
(2.5.76-26.6.76)	20.0	24.70*	Nil
1976-77	20.0	26.99	2
			(marginally)

* not all stations sampled in this period

130. The trend in the usage of Australian music by commercial stations is shown by the following graph. The effect of the introduction in 1972-3 of a requirement for Australian music presentations is clearly evident from the marked increases since that time in the use of both performances and compositions.

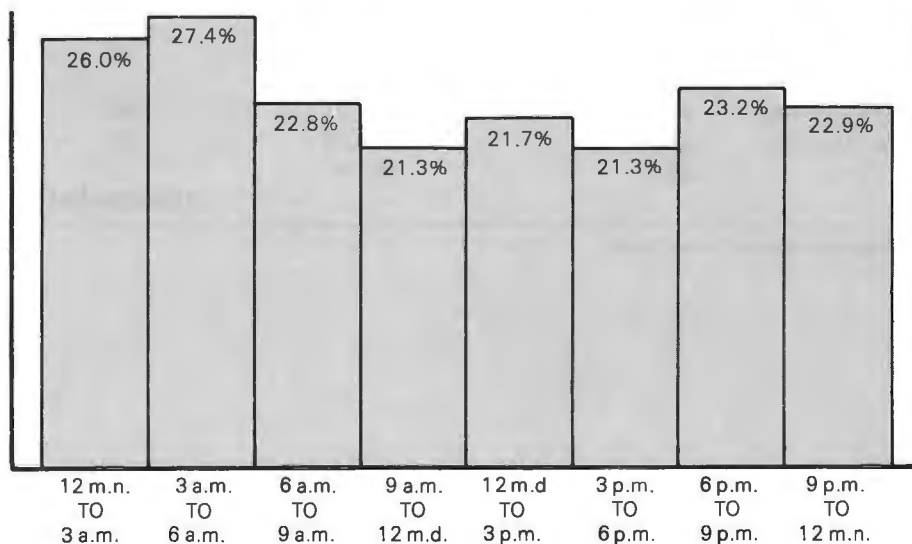
Percentage of Music Time Occupied by Australian Compositions and Performances on Commercial Broadcasting Stations



131. The following table shows the distribution throughout the day of Australian performances (recorded in Australia) broadcast by commercial stations in Sydney and Melbourne. The information was derived from random 'off-air' 24-hour checks.

Average Distribution of Australian Performances by Commercial Broadcasting Stations in Sydney and Melbourne-Random Off-Air Checks 1976-77

Australian Performances Expressed as a Percentage of All Recordings



132. The ability of stations to meet the requirements for the broadcasting of Australian music compositions and performances is facilitated by the availability of information on the status of individual recordings. The Board had developed classification codes for these items and, with a view to assisting stations, had held discussions with the Federation of Australian Radio Broadcasters and the Australian Record Industry Association, aimed at encouraging recording companies to identify their products with Australian classification labels.

133. The classifications recommended by the Tribunal (and used by stations) are as follows:

- C Australian composition
- PA Australian performance recorded in Australia
- PO Australian performance recorded overseas
- CPA Australian composition and performance recorded in Australia
- CPO Australian composition and performance recorded overseas

134. The Tribunal has noted with satisfaction that already one Australian recording company, Astor, has adopted the practice of identifying its records with these classification symbols.

135. In 1976 the Board presented submissions to the Industries Assistance Commission in connection with its reference into the Music Recording Industry in Australia. These submissions supported the continued use of quotas as a means of ensuring that Australian performances were available to the radio audience, as well as ensuring a satisfactory level of compliance with the statutory requirement that licensees use Australians as far as possible in the production and presentation of programs.

136. In its draft report on the Music Recording Industry the I.A.C. has proposed that the quotas be phased out gradually and replaced, if it is considered necessary to continue support for the musical performing arts, by a system of additional licence fee imposts on the operators of stations.

137. The Tribunal has not accepted the views of the I.A.C. and, based on the evidence it had received through its Public Inquiry into Self-regulation, has recommended a gradual increase in the quota. This view will be conveyed to the I.A.C. in the Tribunal's response to the draft report.

ADVERTISING — RADIO

138. The following table provides an indication of the changes in the amount of advertising matter presented by each metropolitan station and five country stations over the past five years. Coverage of the five country stations (3BA Ballarat, 3GL Geelong, 3CS Colac, 7EX and 7LA Launceston) began in 1973 and 1974, but it has not been practicable so far to extend the survey to other areas.

139. Although the figures for 1976-77 are shown as accurate to one decimal place in common with results for previous years, their degree of statistical error may not justify going beyond the whole numbers. For this reason figures in Tables III and IV of Appendix M are given to the nearest whole number.

PERCENTAGE OVERALL ADVERTISING 6.00 A.M. TO 10.30 P.M.

	1972-3	1973-4	1974-5	1975-6	1976-7
	%	%	%	%	%
<i>Sydney Metropolitan</i>					
2CH	14.6	13.4	13.7	12.3	11.9
2GB	19.7	18.6	13.8	12.2	9.6
2KY	21.9	18.9	17.3	18.5	17.0
2SM	16.8	15.6	13.6	14.8	14.1
2UE	15.5	17.5	16.7	16.4	17.9
2UW	15.8	15.6	17.6	15.8	20.7
<i>Melbourne Metropolitan</i>					
3AK	9.1	12.6	13.1	14.6	15.3
3AW	19.0	17.9	17.9	18.7	17.1
3DB	19.5	13.4	8.6	11.6	17.0
3KZ	13.6	14.9	13.4	14.4	13.6
3MP	—	—	—	—	11.9
3UZ	17.4	14.3	14.0	14.4	18.6
3XY	12.3	14.0	14.4	15.6	14.9
<i>Brisbane Metropolitan</i>					
4BC	10.5	12.6	14.0	19.2	18.3
4BH	16.7	13.9	10.2	10.4	13.8
4BK	13.5	13.9	18.7	18.2	13.2
4IP	15.6	17.7	20.0	21.2	21.2
4KQ	18.6	17.3	16.6	18.0	17.2
<i>Adelaide Metropolitan</i>					
5AA	—	—	—	—	10.9
5AD	15.2	17.2	18.3	17.1	18.9
5DN	15.5	17.2	12.1	16.6	15.2
5KA	12.4	13.4	12.2	16.4	18.2
<i>Perth Metropolitan</i>					
6IX	15.1	17.4	12.6	15.8	20.0
6KY	11.4	12.1	10.1	10.6	10.2
6PM	12.1	13.6	14.3	20.9	24.9
6PR	14.1	10.2	9.3	12.8	14.8
<i>Hobart Metropolitan</i>					
7HO	15.0	14.7	9.4	14.0	13.7
7HT	10.7	10.6	8.3	8.8	15.3
<i>Country Stations</i>					
3GL	—	8.3	9.3	10.1	11.5
7EX	—	—	16.7	16.6	14.5
7LA	—	—	5.6	9.2	9.2
3BA	—	—	7.3	8.3	10.2
3CS	—	—	3.2	3.7	2.2

NEWS — RADIO

140. During the year commercial radio stations maintained a comprehensive coverage of international, national and local news. The general practice of broadcasting news on the hour throughout the day continued.

141. The amount of transmission time occupied by news was approximately 9 per cent, a slight increase over last year (8.5 per cent). The number of major news bulletins (six minutes or more in duration) broadcast by metropolitan stations averaged 11 per station per week (12 last year) and the number of shorter or headline bulletins averaged 140 per station per week (151 last year). Compared with metropolitan stations, country stations, on average, broadcast a greater number of major bulletins (24) and fewer brief bulletins (120) due to the shorter periods of transmission involved. Twelve metropolitan and ten country stations provided news summaries only.

142. A wide variety of current affairs including open-line discussions, talks by local State and Federal parliamentarians, political commentaries, interviews with persons prominent in the news and reports of local Council activities were also broadcast.

143. Extensive auxiliary services were provided regularly including weather and traffic reports, flood and fire warnings, plane and train arrival times, beach and snow conditions, local employment opportunities and police messages. Many stations also provided information for particular sectional interests such as local industry, stock exchange and market reports.

RELIGIOUS BROADCASTS — RADIO

144. Section 103 of the *Broadcasting and Television Act 1942* requires that the licensee of each commercial broadcasting station shall broadcast from his station Divine Worship or other matter of a religious nature during such periods as the Tribunal determines, and if the Tribunal so directs shall do so without charge.

145. Under the Broadcasting Program Standards each station is required to provide at least one hour per week for religious matter, the time being provided without charge and allocated among the various churches and denominations, as far as practicable, in proportion to census information on the number of adherents to each denomination in the area served by the station. The Standards also contain recommendations concerning the types of religious material regarded as being within the scope of Section 103 of the Act.

146. There was a slight overall reduction during the year in the amount of religious material broadcast without charge. However, all stations met the requirement and many provided considerably more than the minimum amount. The 123 commercial radio stations presented religious matter without charge to the combined extent of 186 hours per week, compared with 193 hours per week for 120 stations during the previous year. Sponsored religious programs averaged 139 hours per week, a decrease of 22 hours on the weekly average for the previous year. This continues a trend in the use of sponsored material which has been evident since 1963. Thirty-eight stations did not broadcast sponsored religious programs.

147. As was the case in the previous year, metropolitan radio stations provided, on average, approximately the same amount of time without charge for religious programs as did country stations, but broadcast only one-fifth as much sponsored religious programming.

148. Many types of religious programs were broadcast including formal church services, devotional programs, readings from the Bible, Sunday school sessions, world church news, discussions and interview programs, epilogues, religious music and open-line telephone programs. Most religious material broadcast free of charge was prepared by the Christian Broadcasting Association, the Christian Television Association, the Catholic Church or local ministers acting individually or in groups.

COMMUNITY SERVICE — RADIO

149. During the year commercial radio stations assisted in the handling of urgent messages and information relating to emergencies and natural calamities occurring in the communities served by the stations.

150. According to a comprehensive survey conducted by FARB among its member stations, a very large number of community organisations, ethnic and religious minorities and educational institutions had gained commercial radio exposure for their causes free of charge. The commercial value of the broadcast time provided for these announcements was calculated to be of the order of \$4 million over the twelve-month period.

PROGRAM RESEARCH — RADIO

151. One statistical survey of radio program content was made using data compiled by staff of the Tribunal in the various States. An outline of the methods used and detailed tables of statistics are to be found in Appendix M. The information set out in these tables is not collected elsewhere in Australia.

152. A statistical analysis of radio advertising made during the year is reported in paragraph 139.

153. The Tribunal subscribed to the audience measurement surveys of McNair Anderson Associates Pty Ltd, and regular analyses of these reports were made to keep the Tribunal informed of the audience size and composition for programs and stations. Detailed records covering the past twenty-two years of metropolitan radio are held by the Tribunal Research section and are available for study by bona fide researchers.

154. Paragraph 435 of the Board's Twenty-Eighth Annual Report mentioned the possibility of a study being conducted of community radio. Due to staff shortages, however, it was not possible to conduct this or other studies of radio audiences during the year.

HOURS OF SERVICE — RADIO

155. At 30 June 1977, 123 commercial radio stations were operating for an aggregate of 17 231 hours per week, 708¼ hours per week more than at 30 June 1976. In all, nineteen stations increased hours of transmission and four reduced hours. All capital city stations, with the exception of 4BH Brisbane and 3CR Melbourne, together with seventeen country stations, were operating continuously at the close of the year, making a total of forty-four stations throughout Australia. They were 2CH, 2GB, 2KY, 2SM, 2UE, and 2UW Sydney; 2BS Bathurst; 2CA and 2CC Canberra; 2HD and 2KO Newcastle; 2MG Mudgee; 2NX Bolwarra; 2WL Wollongong; 3AK, 3AW, 3DB, 3KZ, 3UZ, 3XY Melbourne and 3MP Mornington Peninsula; 3BA Ballarat; 4BC, 4BK and 4KQ Brisbane; 4IP Ipswich; 4AY Ayr; 4CA Cairns; 4CD Gladstone; 4GC Charters Towers; 4GG Gold Coast; 4GR Toowoomba; 4TO Townsville; 5AA, 5AD, 5DN and 5KA Adelaide; 5SE Mount Gambier; 6IX, 6KY, 6PM and 6PR Perth; 7HO and 7HT Hobart.

156. During the year, one commercial radio station (in New South Wales) operated on reduced transmission hours due to poor financial circumstances as compared with three mentioned in the report of the Board for 1975-76.

157. The ninety-four stations of the National Broadcasting Service, excluding the stations operating in the high frequency band, were providing a total of 12 663 hours per week.

158. The weekly hours of service of each commercial and national station are shown in Appendixes A and B.

159. The following table shows the average weekly hours of operation of commercial radio stations at intervals since 1955.

HOURS OF SERVICE — COMMERCIAL RADIO STATIONS
Average Hours of Transmission per Week at 30 June (to nearest hour)

<i>Location</i>	<i>1955</i>	<i>1960</i>	<i>1970</i>	<i>1975</i>	<i>1977</i>
Sydney	128	139	162	168	168
Melbourne	125	129	168	168	163
Brisbane	135	147	168	159	159
Adelaide	137	139	168	168	168
Perth	113	128	168	168	168
Hobart	117	125	136	168	168
All Metropolitan	126	135	164	167	167
All Other Areas	112	116	127	129	131
All Stations	115	120	135	137	140

There were numerous temporary increases in hours of service approved by the Board or the Tribunal during the year to enable stations to cover special events of national or local interest.

PROGRAM SERVICES — TELEVISION

ANALYSIS OF PROGRAMS — TELEVISION

160. From 1962 onwards the Board had analysed and published information on the content of programs presented by television stations. The basic material was derived from information supplied by each commercial television station and the A.B.C. This arrangement has been continued by the Tribunal.

161. Programs are placed under twelve generic categories, most of which are further divided into specific sub-categories. Although the basic system remains in much the same form as it was when adopted in 1962, minor changes have been made to accommodate changing styles in programming. The matter of advertising content is dealt with separately and reported in paragraph 185 of this Report and, for the purpose of the analysis of programs, the time occupied by advertisements and other non-program matter is included in the running time of the programs.

162. The following tables are based on all programs, imported and Australian, televised by the fifteen commercial television stations in the State capitals and twenty-two representative provincial commercial stations. National stations are represented by data for station ABV Melbourne. Another table derived from the analysis, showing the full extent of Australian programming on metropolitan stations, appears on page 47, and further tables, with full details of the categories used, are included in Appendix N. The tables indicate the nature of the television service as a whole and do not show the degree of diversity of the programs of individual stations.

PERCENTAGE OF TIME OCCUPIED BY VARIOUS TYPES
OF PROGRAMS
COMMERCIAL TELEVISION STATIONS
6.00 A.M. TO 12.00 MIDNIGHT

Program Type	Metropolitan Stations			Provincial Stations		
	1974 %	1975 %	1976 %	1974 %	1975 %	1976 %
Television Drama	29.7	35.3	35.8	38.6	41.9	41.0
Cinema Movies	23.4	22.7	18.4	15.4	13.4	15.1
Light Entertainment	18.9	16.1	19.0	18.4	17.2	17.6
Sport	5.5	5.9	7.5	5.5	5.7	6.2
News	4.4	4.1	4.0	7.3	7.2	6.6
Children	8.9	6.6	6.2	4.0	4.1	4.4
Family Activities	3.4	3.2	3.3	4.3	3.1	3.5
Information	1.4	1.6	2.0	2.0	2.1	1.8
Current Affairs	2.7	2.5	2.0	2.7	3.3	2.2
Political Matter	0.1	0.1	—	0.1	0.2	0.1
Religious Matter	0.8	0.9	1.2	1.4	1.2	1.0
The Arts	0.1	—	0.1	—	—	—
Education	0.7	1.0	0.6	0.3	0.6	0.4

PROGRAMS TELEVISED BETWEEN 6.00 P.M. AND 10.00 P.M.
COMMERCIAL TELEVISION STATIONS

Program Type	Metropolitan Stations			Provincial Stations		
	1974	1975	1976	1974	1975	1976
	%	%	%	%	%	%
Television Drama	44.9	51.4	46.6	47.0	49.8	47.2
Cinema Movies	16.2	14.0	14.6	14.9	11.7	15.0
Light Entertainment	17.3	13.8	17.5	16.9	14.1	14.9
Sport	1.8	1.9	2.2	1.6	1.8	2.1
News	12.9	13.1	13.7	12.9	14.7	13.6
Children	0.1	0.1	0.1	0.6	0.5	0.9
Family Activities	—	—	—	0.2	0.1	0.2
Information	1.8	1.9	2.1	1.7	1.5	1.7
Current Affairs	4.6	3.5	3.0	3.8	5.3	4.1
Political Matter	0.2	0.3	0.1	0.2	0.2	0.1
Religious Matter	0.1	—	0.1	0.2	0.1	0.1
The Arts	0.1	—	0.1	—	—	—
Education	—	—	—	—	0.2	0.1

EMPLOYMENT OF AUSTRALIANS — TELEVISION

163. Section 114 of the *Broadcasting and Television Act 1942* provides that licensees of commercial television stations shall, as far as possible, employ the services of Australians in the production and presentation of programs. An account of the development of Australian content requirements pursuant to Section 114 of the Act was provided in paragraphs 515 and 530 of the Board's Twenty-Seventh Annual Report.

164. Pending the outcome of its public inquiry into the concept of self-regulation, the Tribunal continued with the existing arrangements for Australian content which require stations each year to:

- (a) meet a points target equal to their hours of transmission, using the points values for programs shown in Appendix 0;
- (b) televise 104 hours of first release, Australian drama between 6.00 p.m. and 10 p.m.;
- (c) televise an average of 10 hours per 28-day period of school-age children's quota programs; and
- (d) televise four 'big-budget specials' in the form of variety spectaculars or one-shot dramas.

165. The following table shows the Australian content performance of television stations which, at 30 June 1977, had completed three years of regular operation. It is based on information provided by stations for the period 27 June 1976 to 25 June 1977. The figures apply to programs televised between 6.00 a.m. and 12.00 midnight during the full 52 weeks of the year.

AUSTRALIAN CONTENT OF TELEVISION PROGRAMS
27 JUNE 1976 TO 25 JUNE 1977
COMMERCIAL TELEVISION STATIONS WHICH HAVE COMPLETED
THREE YEARS OF OPERATION

Station	Target Points	Actual Points (includes bonus points in brackets for extra drama or children's programs)	Australian Content		First Release Australian Drama (6.00 p.m. to 10.00 p.m.)	School-age Children's Programs (4.00 p.m. to 7.30 p.m.)
			Overall (6.00 a.m. to 12.00 midnight)	Peak Time (6.00 p.m. to 10.00 p.m.)		
<i>Minimum Requirements:</i>			<i>No Requirement</i>		<i>104 hrs p.a.</i>	<i>10 hrs 28 days</i>
<i>Metropolitan Stations</i>			<i>%</i>	<i>%</i>	<i>hrs mins</i>	<i>hrs mins</i>
ATN	5430.5	6675.5(115.0)	39.6	34.9	104 15	10 15
TCN	6529.0	8056.9(372.5)	33.7	42.2	139 45	10 00
TEN	6075.5	7684.7(563.8)	45.6	49.6	204 30	10 15
ATV	5940.0	7777.0(296.3)	45.3	47.1	136 00	10 00
GTV	6487.0	8342.6(432.5)	34.3	47.8	147 00	10 00
HSV	5016.0	5952.3(220.0)	40.1	43.8	105 45	11 15
BTQ	5050.5	5595.6(55.8)	33.4	36.2	104 15	10 00
QTQ	5417.5	7370.7(370.0)	37.8	43.8	148 00	10 00
TVQ	4906.5	7906.2(477.5)	49.7	48.8	190 30	10 00
ADS	5097.0	5629.4(90.0)	39.9	36.1	104 15	10 15
NWS	5047.0	5788.8(217.5)	34.4	39.0	140 00	12 00
SAS	5405.5	5806.3(456.3)	40.7	41.9	191 15	10 15
STW	5477.0	7030.4(167.5)	37.4	42.5	105 30	11 15
TVW	5523.0	6799.0(105.0)	35.9	34.0	116 45	10 30
TVT	3772.5	5572.5(357.5)	41.3	42.8	133 45	15 30
<i>Country Stations</i>						
BKN	2602.0	4087.5(395.2)	38.2	33.4	106 15	16 45
CBN/CWN	3507.0	5453.3(177.9)	37.2	47.0	135 00	10 30
CTC	4516.0	6905.4(397.1)	38.1	39.6	132 30	14 15
MTN	3417.0	5627.8(239.2)	40.1	47.7	127 00	11 45
NBN	6028.0	8272.8(203.8)	40.3	43.4	114 00	12 45
NEN/ECN	3634.5	6481.3(138.8)	42.4	41.7	120 30	11 15
NRN/RTN	3680.0	6102.3(137.5)	39.2	43.0	114 45	11 30
RVN	3495.0	5592.0(230.5)	36.3	38.3	141 45	10 00
WIN	4865.5	6902.1(76.3)	42.2	46.7	107 45	10 30
AMV	3565.0	5599.7(236.7)	36.5	38.3	141 45	10 00
BCV	4043.5	6684.9(333.8)	42.2	48.3	133 15	12 45
BTV	3876.0	6943.7(442.9)	45.6	43.8	164 30	12 30
GLV	4043.5	6720.6(327.5)	42.4	48.3	133 15	12 30
GMV	4155.0	6931.7(537.5)	36.7	37.0	193 45	14 00
STV	4049.5	6641.3(327.5)	42.3	47.9	134 30	12 30
DDQ/SDQ	3779.5	6524.0(110.5)	40.6	39.3	116 30	10 00
FNQ	2755.0	4427.8(273.8)	37.4	39.8	120 00	11 30
ITQ	2169.5	4280.1(401.3)	40.8	42.2	167 45	11 45
MVQ	2958.0	4354.2(214.7)	30.9	33.1	108 15	13 45
RTQ	2751.5	5119.2(390.8)	40.0	45.3	161 30	12 00
SEQ	3780.5	6416.6(338.3)	39.6	44.6	215 30	10 00
TNQ	2757.5	4418.8(273.8)	37.2	39.7	120 00	11 30
GTS	2602.5	4198.2(395.2)	39.1	35.0	106 15	16 45
SES	2955.5	6102.1(327.5)	48.3	44.7	123 30	12 30
BTW/GSW	2302.0	4017.2(390.8)	38.1	36.6	147 45	13 00
VEW	1731.0	2393.0(315.0)	25.3	27.9	164 30	10 30
TNT	3933.0	6567.1(466.5)	44.6	42.2	139 15	15 15
NTD	2047.5	3753.7(810.0)	37.8	38.7	211 30	14 45

The table shows that all stations met the points requirement, the Australian drama quota and the school-age children's quota.

166. Two stations found it necessary to use several hours of material with budgets equivalent to drama to enable them to meet the Australian drama quota for 104 hours. A precedent for this had been set by the Board in 1976. The stations concerned were BTQ Brisbane which used 10 hours of its own production 'Top of the Bill', and ADS Adelaide which used 5½ hours made up of 'Aida', 'Uranium on Trial', 'To the Land of the Morning Calm' and an edition of 'The Naked Vicar Show'.

167. The Tribunal agreed to accept certain episodes of drama series televised outside the 6.00 p.m. and 10.00 p.m. period as peak-time drama quota, after substantial exposure of the series in peak-time had failed to obtain satisfactory ratings. Stations with series in this situation were required to provide ratings details when approaching the Tribunal. The Tribunal considered each case on its merits before approving the following propositions: ATN — 'Bluey' (11 hrs), 'Solo One' (1½ hrs), HSV — 'Bluey' (9 hrs), 'Homicide' (2 hrs), BTQ — 'Bluey' (5 hrs), ADS — 'Bluey' (8 hrs), and STW — 'The Box' (4 hrs).

168. In televising big budget 'specials', stations drew upon the following programs which had met the necessary criteria of expenditure and creative effort in production.

Variety/Musical

Aida (7)
Australia's Night of Stars at
the United Nations (9)
Bobby Limb and Dawn Lake
Program — Showbiz (7)
Dinah at the Opera House
No. 1 (9)
Dinah at the Opera House
No. 2 (9)
Glen Campbell, Down Home,
Down Under (9)
Mark Holden: All You Need is
Love (0/10)
Merry Widow (9)
Paul Hogan Show No. 1 (9)
Paul Hogan Show No. 2 (9)
Paul Hogan Show No. 3 (9)
To the Land of the Morning
Calm (7)

One-Shot Drama

All at Sea (0/10)
Alternative, The (7)
Chopper Squad (0/10)
Do I Have to Kill My Child
. . ? (9)
Gone to Ground (7)
Haunting of Hewie Dowker,
The (0/10)
Hotel Story (0/10)
Is There Anybody There?
(7)
Mama's Gone-a-Hunting
(7)

In addition 'Dead Water' and 'Speck in the Sky' (STW) and 'Everyday Saturday' (TVW) were regarded as 'specials' when televised by the producing stations.

169. The Tribunal agreed that in view of several factors, especially the large amount of first-release peak-time drama televised by stations on the 0/10 network, it would in the case of these stations, accept fewer than the required number of 'specials' called for in the requirement. Other factors in the Tribunal's decision were that a telemovie, 'Hotel Story', had been produced for the network, but had not been used because of doubts about its quality, and that another telemovie, 'All at Sea', could not be televised before the close of the year 1976-77 because additional time was required for pre-tecast publicity.

170. Station ITQ Mount Isa was not able to fully meet the 'specials' requirement because of the unavailability before the close of the year of some of the approved programs it wished to use.

171. In the table in paragraph 573 of the Board's Twenty-Eighth Annual Report it was indicated that station TCN Sydney had not met the requirements for

first-release peak-time drama. The shortfall was more than made up during 1976-77. The matter was referred to the Minister when the station's application for licence renewal was considered in December 1976.

172. Stations RTS Loxton and GTW Geraldton commenced service during the year and, not having completed three years of regular transmissions, were not required to meet the requirements. The following table shows the extent to which the two stations provided Australian programs. The information was derived from seven sample weeks.

AUSTRALIAN CONTENT OF TELEVISION PROGRAMS
COMMERCIAL TELEVISION STATIONS WHICH HAD NOT
COMPLETED THREE YEARS OF OPERATION AT 30 JUNE 1977

Station	Target Points	Actual Points	First Release Peak-Time Drama		School-age Children's Quota		Aust. Content Overall Peak Time	
			hrs	mins	hrs	mins	%	%
RTS	229	164	14	15	—	30	18.6	18.5
GTW	203	203	16	45	—	30	29.3	23.0

173. The full extent of Australian programs available to viewers in metropolitan areas during the past year is shown in the table on page 47. The categories shown are those used by the Board and the Tribunal in their statistical analysis of programs of commercial television stations and do not coincide with those used by the ABC to describe the programming of the national stations. Conversion factors are included at the foot of the table to enable the calculation of the percentage of total transmission time occupied by each program category.

174. Details of actual production of Australian programs as distinct from presentation of Australian programs to air during 1975-76 were obtained from television stations and program production companies. The results of this and similar surveys over the previous three years are shown in the following table:

TELEVISION PROGRAM PRODUCTION — 1972 TO 1976

	1972-73 hrs	1973-74 hrs	1974-75 hrs	1975-76 hrs
Drama Series	348	438	685	326
Drama — One Shot	16	16	7	17
Light Entertainment	1232	1386	791	1489
Current Affairs	1927	2203	1682	2036
Documentary	82	127	97	115
Children's Quota	266	262	502	440
Children's Non-Quota	3485	3406	2621	2000

**AUSTRALIAN TELEVISION PROGRAMS
ALL METROPOLITAN STATIONS**

Average yearly amount of time per station devoted to particular categories of Australian programs

Program Category	Commercial Stations				National Stations	
	1972-73 hrs	1973-74 hrs	1974-75 hrs	1975-76 hrs	1976-77 hrs	1976-77 hrs
Drama						
Serious	—	—	0.1	0.2	—	0.9
Adventure	17.3	28.5	23.3	19.1	31.1	35.6
Crime and Suspense	104.3	119.1	130.6	142.5	130.3	1.7
Domestic and Comedy	79.1	75.6	136.5	168.2	107.8	143.6
Western	0.8	0.9	2.3	4.8	9.8	17.5
Miscellaneous	<u>56.8</u>	<u>21.1</u>	<u>12.1</u>	<u>6.9</u>	<u>3.7</u>	<u>32.0</u>
	258.3	245.2	304.9	341.6	282.7	231.4
Light Entertainment						
Cartoons	5.1	2.8	4.0	3.7	6.6	4.1
Light Music	95.3	11.8	12.0	16.2	56.4	122.2
Personality Programs	540.4	563.4	360.8	105.1	166.0	35.9
Talent Programs	46.5	39.4	33.6	75.0	79.3	7.3
Variety	<u>78.2</u>	<u>164.9</u>	<u>156.3</u>	<u>161.2</u>	<u>173.5</u>	<u>40.0</u>
	765.5	782.3	566.7	361.2	481.8	209.4
Sport	363.0	293.9	261.4	264.2	305.0	364.4
News	271.3	236.6	235.8	213.1	213.7	287.7
Children						
Kindergarten	254.8	299.4	245.0	137.4	135.9	275.0
Other	<u>209.9</u>	<u>241.1</u>	<u>227.9</u>	<u>199.4</u>	<u>188.1</u>	<u>73.8</u>
	464.7	540.5	472.9	336.8	324.0	348.7
Family Activities	91.5	137.4	183.9	169.9	175.9	55.6
Information	46.6	26.7	19.6	20.4	30.8	105.4
Current Affairs	88.8	101.1	130.0	110.9	110.5	327.9
Political Matter	11.7	3.3	4.4	7.2	1.2	3.8
Religious Matter	45.5	40.4	28.8	26.9	28.6	67.7
The Arts	0.8	2.4	5.1	0.8	2.6	23.4
Educational						
Formal	0.4	0.3	—	0.1	—	224.8
Other	<u>20.1</u>	<u>25.2</u>	<u>40.0</u>	<u>49.6</u>	<u>29.9</u>	<u>5.2</u>
	20.5	25.5	40.0	49.7	29.9	230.0
Total amount of Australian Programming	2428.2	2435.5	2253.5	1902.6	1986.7	2255.6
Expressing the above figures as a percentage of all transmission time						
100 hours equals	1.8%	1.8%	1.9%	1.9%	1.9%	2.4%

FAMILY AND CHILDREN'S PROGRAMS — TELEVISION

175. The Television Program Standards contain provisions designed to ensure that programs televised during certain periods of the day, when children form a substantial part of the audience, will be suitable for viewing by children without parental supervision. These periods, known as family and children's viewing times, are specified in the Standards as between 6.00 a.m. and 8.30 a.m. and between 4.00 p.m. and 7.30 p.m. on weekdays, and between 6.00 a.m. and 7.30 p.m. on Saturday and Sunday. During these periods all programs televised must be suitable for viewing by persons of all ages, although the special nature of news and current affairs type programming is recognised.

176. The graphs which follow paragraph 184 show the percentage of children between the ages of five and twelve years viewing at each hour of the day for weekdays and weekends. The graphs also indicate the cut-off times for 'G', 'A' and 'AO' classified programs.

177. In the Board's Twenty-Eighth Annual Report, reference was made to discussions on the matter of extending the close of family and children's viewing time from 7.30 p.m. to 8.00 p.m. It was stated that consideration of the matter had been deferred by the Board pending the outcome of the review of the Board's Program Standards which was being conducted by an Advisory Committee. The matter has been further deferred until the recommendations of the Tribunal's inquiry into the concept of self-regulation are considered by the Government.

178. Programs for children in 1976-77 amounted to approximately 6.2 per cent of the transmission time of metropolitan commercial stations. This figure included kindergarten programs as well as those designed specifically for school-age children.

179. Since 1972 television stations have been required to meet a quota of programs produced in accordance with guidelines recommended by an Advisory Committee to the Board on children's program production. The quota was increased in February 1976 from 6 hours to 10 hours of such programming in every 28-day period. The aim of the school-age quota is to encourage the production and presentation of a wide range of entertaining and informative material designed specifically for school-age children and televised at times when they are available to watch. Hence such programs are eligible for recognition as quota only if televised between 4.00 p.m. and 7.30 p.m.

180. The Board had extended the range of programs recognised as quota to certain imported series and to some Australian documentary programs produced for wider audiences, but still of value to children.

181. In June 1977 the Tribunal regularised the situation by informing stations (see Appendix P) that compliance with the children's program quota required at least 60 minutes per week of Australian material produced strictly in accordance with the recommended guidelines, while the remaining quota could consist of Australian material not specifically produced for children but which has been accepted on a limited basis for quota purposes (up to 60 minutes per week), and quality imported programs that comply with the guidelines (up to 60 minutes per week). During the year twelve imported series, including the 'New Mickey Mouse Club', 'Three Passports to Adventure' and 'Science Magazine', were considered to be acceptable for use as school-age children's quota material.

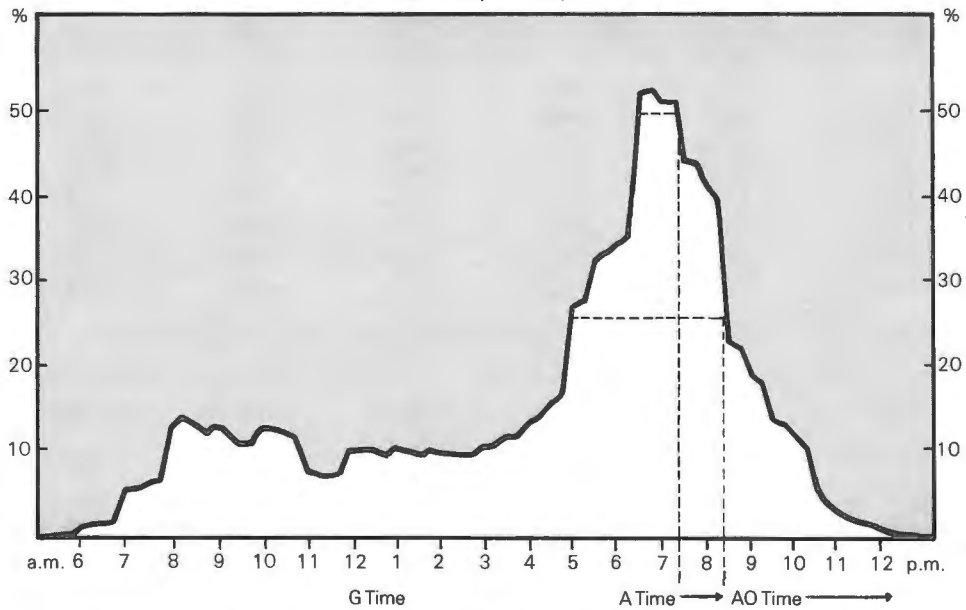
182. A full list of all programs, both imported and Australian, so far approved for quota purposes is included in the Program Information Bulletin in Appendix O.

183. A decline in the use by stations of kindergarten material, which formerly was one of the prominent features of the commercial service, was commented on in the Board's Twenty-Eighth Annual Report. This represents a reduction from a high point in 1970-71, when metropolitan stations televised an average of 328 hours of

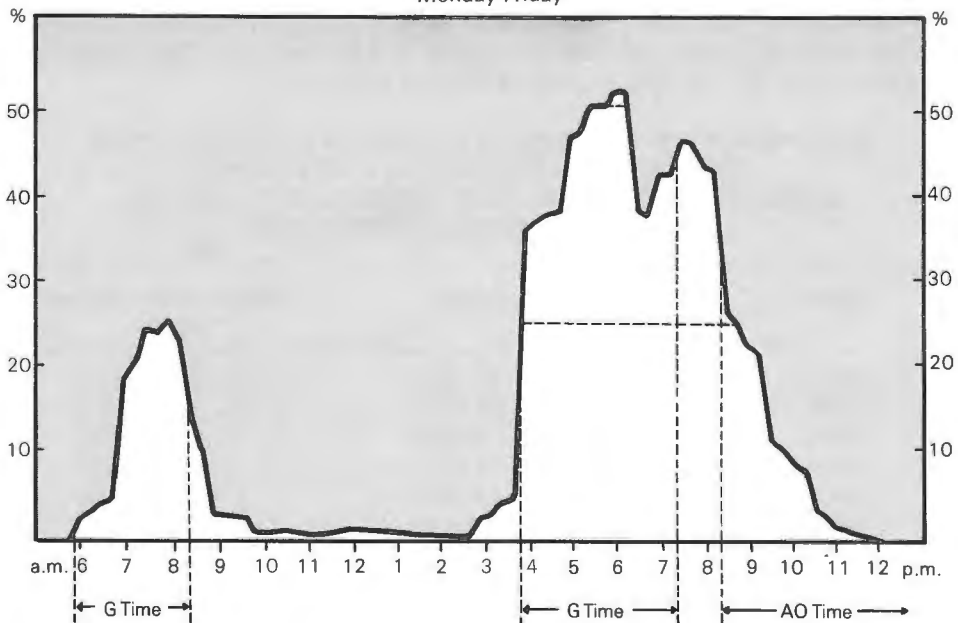
this material, to 136 hours in 1976. The table on page 47 shows the trend since 1972. During 1976 five metropolitan stations did not televise any kindergarten material and, overall, stations averaged less than 30 minutes per day.

184. The situation improved in 1977, with all but one metropolitan station televising at least 30 minutes per weekday of kindergarten programs, but a large number of country stations continued to completely ignore the programming needs of young children. A few metropolitan stations have made a considerable effort by persisting with programs such as 'Here's Humphrey' and 'Romper Room'.

Percentage of Children 5-12 Years Viewing Sydney and Melbourne-Autumn 1977
Saturday-Sunday



Percentage of Children 5-12 Years Viewing Sydney and Melbourne -Autumn 1977
Monday-Friday



ADVERTISING — TELEVISION

185. The following tables provide an indication of the amount of advertising matter televised by metropolitan stations in 1976-77.

PERCENTAGE OF TIME OCCUPIED BY TELEVISION ADVERTISEMENTS ALL MELBOURNE STATIONS COMBINED TIME PERIODS (MONDAY TO FRIDAY)

<i>Year</i>	<i>2.00 to 4.30 p.m.</i>	<i>4.30 to 7.00 p.m.</i>	<i>7.00 to 10.00 p.m.</i>	<i>10.00 to 11.30 p.m.</i>	<i>Overall</i>
	<i>%</i>	<i>%</i>	<i>%</i>	<i>%</i>	<i>%</i>
1969	13.6	14.0	16.4	18.4	15.3
1970	12.9	17.1	16.8	17.7	16.0
1971	14.1	17.1	16.8	14.7	15.8
1972	15.2	16.6	16.4	14.7	15.8
1973	15.1	16.5	16.7	15.9	16.1
1974	15.1	14.9	16.5	14.3	15.2
1975	17.8	18.5	17.6	17.4	17.8

<i>Year</i>	<i>2.00 to 4.00 p.m.</i>	<i>4.00 to 6.00 p.m.</i>	<i>6.00 to 10.00 p.m.</i>	<i>10.00 to 11.30 p.m.</i>	<i>Overall</i>
	<i>%</i>	<i>%</i>	<i>%</i>	<i>%</i>	<i>%</i>
1975-76	19.0	20.0	18.3	19.1	19.1
1976-77	19.1	17.4	18.1	18.3	18.3

Although the amount of advertising declined slightly in 1976-77, the two years 1975-76 and 1976-77 still represent a peak in commercial content for the stations.

186. A measure was made of the amount of promotional and other non-program material presented by the stations in addition to advertisements. This is shown in the table below for all Sydney and Melbourne stations.

NON-PROGRAM MATTER TELEVISED BY SYDNEY AND MELBOURNE COMMERCIAL STATIONS MONDAY TO FRIDAY, 12.00 MIDDAY TO 11.30 P.M. AVERAGE AMOUNT PER HOUR

<i>Station</i>	<i>Advertisements</i>	<i>Other Non-Program Matter</i>
ATN	10 mins 15 secs	1 min 56 secs
TCN	10 mins 46 secs	1 min 25 secs
TEN	11 mins 9 secs	1 min 26 secs
ATV	10 mins 25 secs	1 min 17 secs
GTV	11 mins 42 secs	1 min 27 secs
HSV	10 mins 18 secs	1 min 35 secs

187. The following tables indicate the amount of advertising during various periods of the day and days in the week televised by each metropolitan station.

PERCENTAGE OF TIME OCCUPIED BY TELEVISION
ADVERTISEMENTS
TIME PERIODS (MONDAY TO FRIDAY)

<i>Station</i>	<i>12.00-4.00 p.m.</i>	<i>4.00-6.00 p.m.</i>	<i>6.00-10.00 p.m.</i>	<i>10.00-11.30 p.m.</i>	<i>Overall</i>
	%	%	%	%	%
ATN	14.3	19.8	17.8	19.1	17.1
TCN	18.6	17.1	18.2	16.8	18.0
TEN	20.6	19.3	16.7	17.4	18.6
HSV	15.7	17.1	18.4	17.9	17.2
GTV	21.1	19.0	18.4	18.9	19.5
ATV	17.4	16.1	17.6	18.2	17.4
BTQ	9.8	16.7	18.2	15.9	14.7
QTQ	20.3	20.2	17.1	15.9	18.6
TVQ	19.5	18.7	17.3	17.1	18.3
ADS	15.4	17.1	18.9	19.0	17.4
NWS	17.5	16.5	17.6	16.1	17.1
SAS	12.2	13.4	17.9	18.5	15.2
TVW	19.8	16.5	18.5	18.6	18.6
STW	12.8	16.0	19.2	20.2	16.5
TVT	6.6	11.9	16.7	13.4	11.9
Average	16.1	17.0	17.9	17.5	17.1
Allowable Limit	21.7	21.7	19.2	21.7	20.8

PERCENTAGE OF TIME OCCUPIED BY TELEVISION
ADVERTISEMENTS
ALL DAYS OF THE WEEK

<i>Station</i>	<i>Sunday</i>	<i>Monday</i>	<i>Tuesday</i>	<i>Wednesday</i>	<i>Thursday</i>	<i>Friday</i>	<i>Saturday</i>	<i>Overall</i>
	%	%	%	%	%	%	%	%
ATN	13.7	17.3	17.8	16.9	17.3	16.1	14.9	16.3
TCN	13.1	18.5	17.6	18.2	18.0	17.5	14.2	16.7
TEN	14.0	19.4	18.7	16.2	18.9	19.7	16.9	17.7
HSV	13.5	17.2	17.4	17.8	17.0	16.5	14.7	16.3
GTV	14.4	19.4	19.4	19.7	19.9	19.1	15.3	18.1
ATV	13.7	17.6	17.5	17.6	17.5	16.6	16.0	16.6
BTQ	11.6	15.1	14.3	15.0	14.4	14.8	10.1	13.6
QTQ	14.0	19.1	19.0	18.2	18.5	18.3	14.8	17.4
TVQ	13.3	17.7	18.7	18.0	18.7	18.3	17.6	17.5
ADS	12.2	17.8	17.8	17.3	17.4	16.5	14.6	16.2
NWS	13.3	17.8	16.6	17.6	17.1	16.7	11.7	15.8
SAS	10.7	15.4	14.8	15.3	16.1	14.5	12.3	14.2
TVW	13.7	17.3	19.0	19.0	19.3	18.5	13.3	17.2
STW	12.9	15.3	16.5	17.6	16.4	16.9	15.0	15.8
TVT	10.2	11.5	12.9	12.6	11.8	10.8	11.6	11.6
Average	13.0	17.1	17.2	17.1	17.2	16.7	14.2	16.1
Allowable Limit	15.0	20.8	20.8	20.8	20.8	20.8	20.8	20.0

**FILM CENSORSHIP AND CLASSIFICATION OF PROGRAMS —
TELEVISION**

188. Under a long standing Ministerial arrangement all films imported into Australia for use on television are examined by the Film Censorship Board in terms of the Television Program Standards and classified for television in the following categories:

'G' — Unrestricted for television.

'A' — Not recommended for children under 13: may not be televised between 6.00 a.m. and 8.30 a.m. or between 4.00 p.m. and 7.30 p.m. on weekdays or at any time between 6.00 a.m. and 7.30 p.m. on Saturday or Sunday.

'AO' — Suitable only for adults: may be televised only after 8.30 p.m. on any day, or between 12.00 noon and 3.00 p.m. on weekdays which are school days.

Films may also be classified by the Film Censorship Board as not suitable for television.

189. Programs produced by the stations themselves or by independent production companies under contract to stations are exempt from censorship procedures, because the stations are expected to observe the relevant provisions of the Television Program Standards in producing and scheduling such material.

190. The Chief Film Censor has reported that during the year ended 30 June 1977 the number of television programs examined totalled 7731 (previous year 9343) occupying about 5357 (6323) hours of screening time. Deletions were made from 214 (396) programs and 38 (30) programs were considered unsuitable in terms of the Television Program Standards.

191. Approximately 74.4 (79.7) per cent of television programs imported into Australia came from the United States of America, 22.2 (17.8) per cent from the United Kingdom and 3.4 (2.5) per cent from other countries. In addition, 12 (5) programs produced in Australia outside the control of television stations were classified during the year. Of all programs examined 54.9 (59) per cent were produced on film and 45.1 (41) per cent on magnetic tape.

192. Most of the deletions made by the Film Censorship Board concerned violence. Strong language and sex also accounted for many deletions. In most cases deletions were made in programs classified 'G' or 'A', often at the request of distributors wishing to have the programs televised in early evening periods.

193. There appeared to be some confusion in the public mind concerning the televising of modified versions of 'R' classified cinema films and a number of complaints were received indicating a belief on the part of the complainants that 'R' certificate films had been televised. The Tribunal made a point of explaining in reply that only versions of the film which had been either specially modified by the producers or by television stations for use on television were allowed to be shown.

194. During the year the Film Censorship Board classified as 'AO' a number of such modified versions of 'R' certificate films.

195. Twenty-one appeals were made against decisions of the Film Censorship Board on classifications of television material. Seven of these involved advertisements for cinema films. The decisions were as follows:

<i>Title and Original Classification</i>	<i>Date of Appeal</i>	<i>Decision</i>
<i>Feature Films</i>		
ABT: Petersen (Not Suitable for Television)	17.3.77	Appeal upheld on basis that film may be televised no earlier than 9.30 p.m.

<i>Title and Original Classification</i>	<i>Date of Appeal</i>	<i>Decision</i>
<i>Feature Films</i>		
Inn of the Damned Not suitable for television	17.3.77	Appeal Upheld. Classified 'AO' with cuts.
Dracula v's Frankenstein Not suitable for television	28.4.77	} Appeal disallowed. Exhibitor invited to re-submit reconstructed film to the Film Censorship Board.
The Oblong Box Not suitable for television	28.4.77	
<i>Series Programs</i>		
ABC*: That's My Mamma Series (Three episodes classified 'A', 'Not recommended for children') —		
Who's Child is This	7.9.76	Appeal Upheld. Program classified 'G'.
Clifton's Dubious Romance	7.9.76	Appeal Upheld. Program classified 'G'.
Honesty Day	7.9.76	Appeal Upheld. Program classified 'G'.
Good Times Series (Seven episodes classified 'A', 'Not recommended for children') —		
Thelma's Young Man	17.8.76	Appeal Upheld. Program classified 'G'.
Too Old Blues	17.8.76	Appeal Upheld. Program classified 'G'.
Florida Flips	17.8.76	Appeal Upheld. Program classified 'G'.
Sex and the Evans Family	21.9.76	Appeal Upheld. Program classified 'G'.
J.J. Paints a Nude	21.9.76	Appeal Upheld. Program classified 'G'.
Sometimes There's No Bottom to the Bottle	21.9.76	Appeal Disallowed.
The Gang (Parts 1 and 2)	21.9.76	Appeal Disallowed.

*Decisions made by the ABCB prior to December 31st 1976

Advertisements for Cinema Films

ABCB:		
To the Devil a Daughter (‘R’ classified cinema film — excerpt classified unsuitable for television)	6.7.76	Appeal Upheld. Advertisement classified ‘AO’.
Someone Behind the Door (‘R’ classified cinema film — excerpt classified unsuitable for television)	6.7.76	Appeal Upheld. Advertisement classified ‘AO’.
Cherry, Harry and Raquel (‘R’ classified cinema film — excerpt classified not suitable for television)	15.10.76	Appeal Disallowed.

The Deathcheaters (‘G’ classified cinema film — four excerpts all classified ‘A’ for television)	7.12.76	Appeal Disallowed.
ABT: Salon Kitty (‘R’ classified cinema film — excerpt classified not suitable for television)	2.2.77	Appeal Upheld. Advertisement classified ‘AO’.
The Ritz (‘M’ classified cinema film — excerpt classified not suitable for television)	2.2.77	Appeal Upheld. Advertisement classified ‘AO’.
The Deathcheaters (‘G’ classified cinema film — two excerpts classified ‘A’ for television)	25.3.77	Appeal Disallowed.

NEWS AND CURRENT AFFAIRS — TELEVISION

196. News occupied approximately four per cent of transmission time on metropolitan stations and seven per cent on country stations with each station on average televising about four hours of such programming per week.

197. Most programs were in the form of 30-minute early evening bulletins, although nearly all stations provided additional brief headline presentations or five to ten minute bulletins. The use of news material on relay from metropolitan stations to country stations was again extensive, and most country stations also provided local news, using their own facilities. This locally originated material often included material on film, interviews and weekly round-ups of local news. A number of country stations televised in-depth reports on major local events and sporting results. Electronic News Gathering (E.N.G.) equipment, which promises to provide greater flexibility in some news applications, was used to a limited extent.

198. Most overseas pictorial news material was obtained from the Visnews satellite service, while the Australian Associated Press teleprinter service was an important source of overseas and national items, with some material obtained from United Press International and Reuters.

199. Commentary, interview and current affairs programs were televised extensively. Programs, such as ‘A Current Affair’, ‘Willesee at Seven’ and ‘This Week’, accounted for two per cent of transmission time on metropolitan and country stations.

RELIGIOUS PROGRAMS — TELEVISION

200. Section 103 of the *Broadcasting and Television Act 1942* requires that licensees of each television station shall televise matter of a religious nature during such periods as the Tribunal determines and, if the Tribunal so directs, shall do so without charge.

201. The Television Program Standards require each commercial television station to provide time without charge for the televising of religious matter to the extent of at least one per cent of the normal weekly hours of service, with a minimum of 30 minutes per week. The Standards allow for lesser amounts in special circumstances if mutual agreement is reached between the station and representatives of the churches in the area concerned.

202. During the year, approximately 1.0 per cent of the weekly hours of service of metropolitan television stations (65 minutes weekly per station) and 1.3 per cent

of the weekly hours of service of country stations (44 minutes weekly per station) was occupied by such programs. This situation was virtually unchanged from the previous year.

203. Although some stations fulfilled the requirement by televising material in the form of 'Epilogues' and 'Thoughts for Today' together with spot announcements scattered throughout transmission hours, the majority of stations televised one 30-minute religious program on Sundays supplemented by short religious segments of 3-5 minutes or even shorter 'spot' announcements. Special religious programs were televised by many stations at times of particular religious significance, such as Easter and Christmas.

204. Most religious material televised in free time was provided, as in the previous year, by the Christian Television Association, the radio and television agency of the Catholic Church and individual local church bodies.

205. Apart from material presented without charge in terms of Section 103 of the Act, some metropolitan stations televised sponsored religious programs, mostly of overseas origin, for an average of 30 minutes per week. Country stations televised very little of this type of material.

COMMUNITY SERVICE — TELEVISION

206. On the basis of information supplied by the Federation of Australian Commercial Television Stations, an amount of \$4 642 527 was raised during 1976-77, through special appeals mounted by commercial television stations for various charitable institutions.

207. In addition, FACTS reports that the value of support, including station transmission time for advertisements and announcements on matters of benefit to the community, totalled some \$8 000 000.

PROGRAM RESEARCH — TELEVISION

208. The planning of a long-term research program has been held in abeyance until decisions on the Tribunal's self-regulation for broadcasters report are taken. The problem of limited staff resources referred to in successive Annual Reports of the Board since 1971-72, became more severe in 1976-77. The inability to recruit experienced personnel has, at times, reduced the number of research staff to one-third of the approved establishment.

209. The period from July to December 1976 was used to consolidate previous research activities. A report based on a survey of attitudes to television conducted in Melbourne in November 1975 was published during this time. The survey attracted a number of comments in the Media, including a lengthy review in the U.S. entertainment trade paper *Variety*, and it was quoted by a number of groups who made submissions to the Tribunal's inquiry into the concept of self-regulation.

210. In several Annual Reports of the Board, reference was made to the operation of a Viewers' Panel of approximately 700 persons who agreed to assist in research studies. This panel was used in a mail survey of Attitudes to Television in Melbourne¹ in April-May 1977, to which a total of 548 persons responded. A brief summary of results of the study in the three areas of children's television, advertising and Australian content is contained in Appendix Q.

211. The statistical analysis of the content of television programs continued in 1976-77. This covered programming by all the metropolitan and by 22 provincial commercial stations between 6.00 a.m. and midnight. Data from a representative ABC station, ABV Melbourne, was included for comparison. Detailed tables of these statistics are to be found in Appendix N.

212. A statistical analysis of television advertising was conducted during the year. The results of this analysis are reported in paragraph 185.

213. The Tribunal continued to subscribe to the audience measurement surveys of McNair Anderson Associates Pty Ltd. The regular analysis of those reports continues to provide the Tribunal with an appreciation of the relative positions of stations and programs, in terms of audience size and composition. The year was marked by a number of programs achieving the highest ratings since 1969. These were episodes of the historical drama series 'Roots' and the feature film 'Airport'. The Australian drama series 'The Sullivans' obtained consistently high ratings, particularly in Melbourne.

214. The following list, published with the permission of McNair Anderson Associates Pty Ltd, shows, as far as can be ascertained, all programs which have gained a rating of 50 and over in Melbourne since the third station ATV commenced operation:

<i>Program</i>	<i>Channel</i>	<i>Date</i>	<i>Rating</i>	<i>Share</i>	<i>Audience</i>
The Beverley Hillbillies	7	13. 4.65	51	67	665 000
The Great Moscow Circus	9	17. 7.65	50	62	764 000
Homicide	7	9. 8.66	52	63	705 000
The Seekers at Home	7	18.10.66	53	67	727 000
The Seekers Down Under	7	3. 5.67	66	78	1 061 000
Till Death Us Do Part	2	22. 8.67	50	65	782 000
The World of the Seekers	9	29. 4.68	65	75	1 017 000
The Great Moscow Circus	9	14. 7.68	50	66	928 000
Lionel Rose v Alan Rudkin	0	8. 3.69	67	91	1 124 000
Division 4	9	15. 7.69	51	71	755 000
Roots	0	23. 5.77	54	63	1 109 000

215. Members of the research section contributed to the planning of the journal 'Media Information — Australia' produced by the Media Information and Research Exchange group (MIRE). They made contributions to the journal and also gave a number of talks to community groups on research oriented aspects of programs, such as the effects of televised violence, and children and television.

216. A research program for 1977-78 was devised to include, among other things, a study relating parental and children's views on television to actual viewing. This study was due to commence early in July and breaks new ground in television research undertaken in Australia.

HOURS OF SERVICE — TELEVISION

217. Section 16(1) (c) of the *Broadcasting and Television Act* 1942 provides that the Tribunal shall have power to determine the hours during which programs may be televised. Section 97 of the Act provides that a licensee shall not televise programs except during such hours as the Tribunal determines.

218. The fifty commercial television stations in service at 30 June 1977 were operating for an aggregate of 3 910 hours per week. This was 300½ hours per week more than at 30 June 1976. The hours of operation of eleven stations remained unchanged, and there were net increases in the hours of operation of all other stations except DDQ Darling Downs, ADS Adelaide, SES South East Area, BTW Bunbury, GSW Southern Agricultural Area and VEW Kalgoorlie which reduced hours.

219. The average hours of operation of the fifteen metropolitan stations at the end of the year amounted to 112 hours weekly, 9 hours more than the previous year. TCN Sydney and GTV Melbourne (168 hours, continuous service) operated longer than any other station. The average for country stations, at 30 June 1977, was unchanged from the previous year, at 64 hours weekly.

220. The weekly hours of service of all commercial and national television stations in operation at 30 June 1977 are shown in Appendixes E and F. The following table shows the average weekly hours of operation of commercial television stations since 1974. Numerous temporary increases in hours of service were approved during the year to enable stations to cover special events of national or local interest.

HOURS OF OPERATION — COMMERCIAL TELEVISION STATIONS
Average Hours per Week at 30 June (to nearest hour)

<i>Location</i>	<i>1974</i>	<i>1975</i>	<i>1976</i>	<i>1977</i>
Sydney	118 (3 stns)	116 (3 stns)	116 (3 stns)	132 (3 stns)
Melbourne	120 (3 stns)	119 (3 stns)	119 (3 stns)	134 (3 stns)
Brisbane	92 (3 stns)	92 (3 stns)	95 (3 stns)	96 (3 stns)
Adelaide	102 (3 stns)	94 (3 stns)	95 (3 stns)	102 (3 stns)
Perth	101 (2 stns)	95 (2 stns)	100 (2 stns)	102 (2 stns)
Hobart	76 (1 stn)	72 (1 stn)	67 (1 stn)	82 (1 stn)
All State	105 (15 stns)	101 (15 stns)	103 (15 stns)	112 (15 stns)
Capitals				
All Other	58 (33 stns)	60 (33 stns)	64 (33 stns)	64 (35 stns)
Areas				
All stations	72 (48 stns)	73 (48 stns)	75 (50 stns)	78 (50 stns)

PLANNING AND ENGINEERING SERVICES

INTRODUCTION — ENGINEERING SERVICES

221. As mentioned previously, the Board formally ceased to exist as an organisation as at 31 December 1976, and therefore the material provided by the Engineering Services Division of the Board necessarily relates to activities only up to that date. Some instances will occur where the text will refer to work not being implemented as at 31 December 1976, although the station may be listed in the appropriate Appendix as a result of the work being effected between the period 1 January and 30 June 1977.

STATION COVERAGE MAPS

222. The station coverage maps of broadcasting and television stations, including translator stations, referred to in paragraph 106 of the Board's Twenty-Eighth Annual Report, became available during the period to 31 December 1976. The maps have been prepared in four sections as follows:

- National medium frequency broadcasting stations;
- Commercial medium frequency broadcasting stations;
- National television stations including translator stations; and
- Commercial television stations including translator stations.

223. The maps have been prepared to indicate coverage on a specific engineering basis. In respect of broadcasting stations, the contours indicate the primary service area, usually determined either by the inner ring of the night-time fading zone (where the field intensity of the statistically evaluated sky-wave signal is half the field intensity of the ground-wave signal) or by co-channel interference.

224. It is important to note that, while this is the coverage area within which service should meet standard quality at all times (except for the effects of man-made electromagnetic noise), the normal day-time service area of almost every station will be substantially greater. The maps therefore indicate the basis upon which planning is proceeding, but must be used with caution in determining the effective commercial coverage and the actual area served by each station at the present time.

225. In the case of television stations, the contours are derived on the basis of a nominal field strength of 300 microvolts per metre which is typical of the signal level required for an acceptable picture quality in noise-free rural areas.

VISITORS FROM OVERSEAS

226. Mr S. Piniaw of the National Broadcasting Commission, Papua New Guinea, Mr G. H. Railton of the Department of Public Utilities, Papua New Guinea, Messrs R. V. Bundle and M. S. Aked of the New Zealand Post Office, and Mr J. P. Carter of the Broadcasting Council of New Zealand visited the Board while in Melbourne for discussions on sub-regional co-operation in regard to broadcasting satellite services.

AUSTRALIAN BROADCASTING TECHNICAL HANDBOOK ASSOCIATION LIMITED

227. As reported in paragraph 519 of the Board's Twenty-Eighth Annual Report, this Association published, in the second half of 1975, the first volume of a four-volume handbook on the technical aspects of sound and television broadcasting. Work has continued on augmenting this first volume, which deals with sound broadcasting (AM and FM), with the issue of further papers. No set date has been established for the commencement of work on the second and subsequent volumes.

INTERFERENCE TO THE RECEPTION OF BROADCASTING AND TELEVISION PROGRAMS

228. The *Broadcasting and Television Act 1942* detailed the functions of the Board which included 'to detect sources of interference, and to furnish advice and assistance in connection with the prevention of interference, with the transmission or reception of the programs of Broadcasting and television stations'. Section 28A of the Act provided:

'The Minister administering the *Wireless Telegraphy Act 1905* may, at the request and expense of the Board, provide facilities and services required by the Board for the performance of its functions . . .'

229. The long standing arrangement whereby the Postmaster-General's Department has performed the interference investigation function at the request and expense of the Board has continued with the Postal and Telecommunications Department now undertaking the work. During the period between 1 June and 31 December 1976, 12 883 complaints (1759 radio and 11 124 television) of interference to reception of programs were lodged with the relevant Department. The cost of investigating complaints of interference to programs at 31 December 1976 was \$277 500.

STANDARDS ASSOCIATION OF AUSTRALIA

230. In regard to the work of Committee TE/3 — Electromagnetic Interference, the SAA published standards on electromagnetic interference measuring equipment in June and August 1976. A standard on interference from industrial, scientific and medical equipment passed through its final stages of preparation and acceptance, and further progress was made in the preparation of a standard on interference from electrical power lines. To assist in the setting of limits to electrical power lines interference, the Board's officers found it necessary to engage in a program of extensive measurements of power line interference because of the variable nature of these interfering signals.

231. During the period covered by this Report, the Board approved standards on the construction and performance of video games, in regard to the prevention of interference to broadcast reception. This action was necessary as a guide to local industry at a time when video games units intended for the domestic market were first appearing in Australia. These standards are in general accord with those which apply in the U.S.A.

SATELLITE BROADCASTING

232. During the period covered by this Report, extensive preparations were being made for Australian representation at the World Administrative Radio Conference for the Planning of the Broadcasting Satellite Service in frequency bands 11.7-12.2 GHz (in Regions 2 and 3) and 11.7-12.5 GHz (in Region 1). The Board made significant contributions to the work of the Australian Preparatory Group for the Conference, directly and through the Working Parties dealing with planning program requirements and frequency sharing between various services sharing the 12 GHz band. Numerous reference plans were prepared showing the coverage, channel

allocation and interference assessment within the broadcasting satellite service. Joint discussions were also held between the Australian Preparatory Group, representatives of Papua New Guinea, and representatives of New Zealand, concerning policies for sub-regional co-operation in broadcasting from space.

233. As part of the Conference preparations, the International Telecommunication Union held a seminar for Region 3 countries at Kyoto, Japan. The Board was represented by Mr J. M. Dixon who presented a paper on planning methods for the Broadcasting Satellite Service. Mr Dixon also attended discussions on preparations for the Conference at the Asian Broadcasting Union Engineering Committee meeting in Kuala Lumpur, Malaysia. The seminar in Japan gave delegates an opportunity to become more familiar with the most recent work of the CCIR in planning for the broadcasting satellite service. It also gave the delegates an opportunity to observe equipment developed by NHK for the reception of signals from broadcasting satellites operating in the 12 GHz band. This equipment has been designed for low cost production, and consists of an external unit containing a 60 cm receiving antenna with a frequency converter, and a small indoor unit for channel selection, etc., which connects directly to a conventional television receiver.

234. Similar units were used in Canada to demonstrate direct broadcast reception from the Communications Technology Satellite (CTS) which operates in the 12 GHz band. Video tape recordings of these tests showed the received pictures to be of a high technical quality.

BROADCASTING — ENGINEERING SERVICES

235. On 30 June 1976 broadcasting services were being provided by 215 medium frequency stations (87 national, 123 commercial and 5 licensed under the Wireless Telegraphy Act), 11 VHF frequency modulation stations (4 national and 7 licensed under the Wireless Telegraphy Act) and by national high frequency stations at four centres which are intended, in the main, to provide services for listeners in the more remote parts of Australia. Details of these stations are given in Appendixes A, B, C and D and their locations are shown on the map which follows the Appendixes.

DEVELOPMENT OF THE NATIONAL MEDIUM FREQUENCY SERVICE

236. No additional national medium frequency broadcasting stations were established during the period to 31 December 1976.

237. The position regarding national broadcasting stations approved for establishment as indicated in paragraphs 313 and 315 of the Board's Twenty-Eighth Annual Report, and which were not operational as at 31 December 1976, is given in the following table:

<i>Station</i>	<i>Frequency (kHz)</i>	<i>Power (watts)</i>	<i>Aerial Type*</i>
Moruya (south of Batemans Bay), N.S.W.	800	1000	DA
Tomerong (near Nowra), N.S.W.	560	1000	DA
Thursday Island, Qld	950	2000	OD
Karratha, W.A.	Not determined		
Mt Tom Price, W.A.	570	100	OD
Pemberton, W.A.	Not determined		
7FG Fingal (St Marys), Tas.	1160	1000	DA
7SH St Helens, Tas.	1570	100	OD

* OD — Omnidirectional aerial
DA — Directional aerial

238. During the period the Minister approved the establishment of national radio stations with details as follows:

<i>Station</i>	<i>Frequency (kHz)</i>	<i>Power (watts)</i>	<i>Aerial</i>
Pannawonica, W.A.	570	100	Omnidirectional
Paraburdoo, W.A.	570	100	Omnidirectional

CHANGES IN OPERATING CONDITIONS OF NATIONAL RADIO STATIONS

239. Changes in the operating conditions of certain national stations, referred to in paragraph 319 of the Board's Twenty-Eighth Annual Report, and not implemented as at 30 June 1976 were as follows:

<i>Station</i>	<i>Details of Change</i>
6GF Kalgoorlie	Yet to be determined in detail — to provide improved coverage
8AL Alice Springs	Re-siting, frequency change from 1530 to 1380 kHz and power increase from 200 to 2000 Watts

DEVELOPMENT OF COMMERCIAL MEDIUM FREQUENCY SERVICES

240. Three new commercial stations commenced operating during the year, viz. 3CR Melbourne, 3MP Mornington Peninsular-Frankston and 4GC Charters Towers. Technical details of these stations are listed in Appendix A.

241. As referred to in the Board's Twenty-Eighth Annual Report (paragraphs 247 to 258), the Minister approved the grant of a licence for a low coverage restricted station at Campbelltown, N.S.W. The station did not come into operation during the period.

242. Other areas for which applications had been invited for licences, but where no decision had been taken, as of 31 December 1976 were:

North-western suburban area of Sydney, N.S.W.*

Wollongong area, N.S.W.*

Emerald area, Qld (public inquiry held on 24 November 1976)

* The granting of licences for these areas had been held up pending the outcome of a legal challenge by one of the applicants in each area.

243. Brief details of the operating conditions determined by the Board for the above stations were as follows:

	<i>Frequency (kHz)</i>	<i>Power (watts)</i>	<i>Aerial Type*</i>
Campbelltown — low coverage	710	‡	OD
North-western suburban area of Sydney	1350	5000	DA
Wollongong area	1320	5000‡	DA
Emerald area	Not determined		

* DA — directional aerial

OD — omni directional aerial

† In accordance with Circular Letter B.109

‡ Power to be such as to limit fading free night-time coverage to a radius of 16 kilometres from the transmitter site

244. Other areas where Ministerial approval had earlier been given to the grant of licences but where the stations were not yet in operation were as follows:

<i>Station</i>	<i>Operating Conditions</i>
Port Hedland	Not determined
Dampier/Karratha/Roebourne	Not determined

245. Changes in the operating conditions of certain stations referred to in paragraphs 325 and 326 of the Board's Twenty-Eighth Annual Report, and not implemented as at 30 June 1976, were as follows:

<i>Station</i>	<i>Details of Changes</i>	<i>Comments</i>
2CH Sydney 2UW Sydney]	Re-siting of both stations to a new location in the Homebush Bay area	Not effected
2GN Goulburn	Frequency change from 1380 kHz to 1370 kHz	Effected during the period
2GO Gosford	Power increase from 2000 watts to 5000 watts	Not effected
2KM Kempsey	Power increase from 2000 watts to 5000 watts	Not effected
2LT Lithgow	Re-siting to a new location 3 km east of Wallerawang, provision of a directional aerial system and power increase from 2000 watts to 5000 watts; frequency change from 1370 kHz to 1380 kHz	Frequency change effected during the period; other changes not effected

2MG Mudgee	Power increase from 2000 watts to 5000 watts; change in directional aerial pattern	Not effected
2MW Murwillumbah	Frequency change from 970 kHz to 960 kHz and power increase from 2000 watts to 5000 watts	Not effected; further revision of operating conditions are under consideration
2ST Nowra	Power increase from 2000 watts to 5000 watts	Effected during the period
3BA Ballarat	Provision of a directional aerial and power increase from 2000 watts to 5000 watts	Effected during the period
4CA Cairns	Provision of a directional aerial and power increase from 2000 watts to 5000 watts	Not effected
4LM Mt Isa	Frequency change from 1370 kHz to 1390 kHz	Not effected following Board advice after rearrangement of sharing and adjacent channel changes
4MK Mackay	Provision of a directional aerial system; change in frequency from 1380 kHz to 1030 kHz; power increase from 2000 watts to 5000 watts	Not effected
5AU Pt Augusta	Re-siting to a new location at Mambrai Creek about 38.5 km south of Pt Augusta, frequency change from 1450 kHz to 1240 kHz and provision of a directional aerial system	Effected during the period
6IX Perth	Re-siting to a new location at Wattle Grove and provision of a 210° omnidirectional aerial	Not effected; the situation of all Perth stations is under review

246. During the period 30 June 1976 to 31 December 1976 the Board determined changes in technical operating conditions of certain stations as follows:

<i>Station</i>	<i>Details of Changes</i>	<i>Comments</i>
2BS Bathurst	Power increase from 2000 watts to 5000 watts	Not effected
2KO Newcastle	Power increase from 2000 watts to 5000 watts subject to the installation of an approved directional aerial	Not effected
2LT Lithgow	Aerial pattern requirements after November 1978	Not determined

<i>Station</i>	<i>Details of Changes</i>	<i>Comments</i>
2NX Maitland	Exchange of frequency with 3SH Swan Hill from 1360 kHz to 1330 kHz and power increase from 2000 watts to 5000 watts subject to the approval of a site and establishment of a directional aerial	Not effected
3CV Maryborough	Power increase from 2000 watts to 5000 watts	Not effected
3TR Sale	Power increase from 2000 watts to 5000 watts	Not effected
3UL Warragul	Power increase from 2000 watts to 5000 watts	Not effected
3CR Melbourne	Re-siting to a new location at Cromwell Street, Collingwood	Not effected
4AK Oakey	Power increase from 2000 watts to 5000 watts and provision of a directional aerial system	Not effected
4BU Bundaberg	Power increase from 2000 watts to 5000 watts and provision of a directional aerial	Not effected
4MK Mackay	Determination of aerial pattern for a directional aerial system	Not effected
4WK Warwick	Full time operation at 5000 watts	Effected during period
7SD Scottsdale	Power increase from 2000 watts to 5000 watts during the day, reducing to 2000 watts at night	Effected during period

CHANGED POLICY REGARDING TRANSMITTER POWER OF MEDIUM FREQUENCY COMMERCIAL STATIONS

247. In paragraphs 270–279 of the Board's Twenty-Seventh Annual Report, reference was made to a change in policy regarding transmitter power of commercial broadcasting stations, the salient point of which was that, in future, stations would be licensed on the basis of coverage rather than the previous criterion of transmitter power. At the same time, existing commercial stations were offered the opportunity to increase their power to 5000 watts subject to compliance with certain requirements, principally the provision of a directional aerial system with characteristics prescribed by the Board.

248. Sixty applications for increased power were received, and as of 31 December 1976 approval for the higher power operation had been given to stations 2BS, 2CA, 2GO, 2KM, 2KO, 2LT, 2MG, 2MW, 2NX, 2ST, 3BA, 3CV, 3TR, 3UL, 4AK, 4AM, 4AY, 4BC, 4BH, 4BK, 4BU, 4CA, 4MK, 4IP, 4WK, 4KQ, 4KZ, 4NA and 7SD.

249. The advantage of the policy is that all channels may be shared more intensively in Australia and the South Pacific area generally, because power transmitted towards the service areas of co-channel stations can be limited reciprocally.

DEVELOPMENT OF SERVICES LICENSED UNDER THE WIRELESS TELEGRAPHY ACT

250. A complete account of the circumstances relating to the development of stations licensed under the Wireless Telegraphy Act may be found in the Board's Twenty-Eighth Annual Report, paragraphs 194-202.

251. At 31 December 1977 there were thirteen stations in operation licensed under the Wireless Telegraphy Act. Details of these stations are given in Appendix D. Of these stations, the following commenced operation during the period:

Frequency Modulation Stations

2ARM-FM — University of New England (Armidale, N.S.W.)

2NCR-FM — Northern Rivers College of Advanced Education (Lismore, N.S.W.)

3RMT-FM — Royal Melbourne Institute of Technology (Melbourne, Vic.)

Medium Frequency Stations

2XX — Australian National University (Canberra, A.C.T.)

6NR — Western Australian Institute of Technology (Perth, W.A.)

252. Details of the operating conditions determined by the Board for the remaining four stations for which licences had either been issued or were in the course of issue are as follows:

FREQUENCY MODULATION STATIONS

<i>Station</i>	<i>Location</i>	<i>Power</i>		<i>Aerial type & Polarisation*</i>
		<i>Frequency (MHz)</i>	<i>(kW e.r.p)</i>	
University of Newcastle	Newcastle, N.S.W.	103.9	10	OD-MIXED or Hor
Gippsland Institute of Advanced Education (3GCR-FM)†	Churchill, Vic.	103.5	1	DA-MIXED or Hor
	Moe, Vic.‡	107.9	0.05	OD-Hor
	Traralgon Vic.‡	107.1	0.05	OD-Hor
Tasmanian College of Advanced Education	Hobart, Tas.	92.1	1	OD-Hor

*OD — omnidirectional aerial

DA — directional aerial

†Call sign preference — not approved as of 31 December 1976

‡On relay from Churchill, Vic.

MEDIUM FREQUENCY STATIONS

<i>Station</i>	<i>Location</i>	<i>Power</i>		<i>Aerial type*</i>
		<i>Frequency (kHz)</i>	<i>(Watts)</i>	
Darling Downs Institute of Advanced Education (4DD)†	Toowoomba, Qld	640	600	OD

*OD — omnidirectional

†Call sign requested not approved

HIGH FREQUENCY BROADCASTING SERVICES

253. In Paragraphs 336-338 of the Board's Twenty-Eighth Annual Report, the progress of plans for the improvement of the high frequency broadcasting service in the Northern Territory was outlined. It was reported that negotiations were continuing to establish a transmitter at the site of the National Broadcasting

Transmitter 8DR in Darwin to serve the northern section of the Territory and to establish a second transmitter in the Adelaide area to serve the southern section.

254. It was established that a more suitable solution to this problem would be to provide a service to the whole of the Northern Territory from Darwin. To this end, negotiations were still being undertaken at 31 December 1976.

FREQUENCY MODULATION BROADCASTING

255. In November 1976 the Board published Engineering Report No. 43: *The Planning of Frequency Allocations for VHF FM Broadcasting in Australia*, and circulated it as a discussion document, with a covering letter inviting comments, to a wide range of interested parties.

256. The forty-one page report commences with an eight-page summary for the general reader, setting out the premises — sociological, economic, as well as technical — on which the allocation planning is based.

257. The second part comprises an exposition of the detailed engineering basis and procedures used in deriving the allocations. The third part sets out a proposed geographical allocation of frequencies for wide and medium coverage FM stations throughout Australia, which would be available for Stage 1 of development of the FM service (using the 9 MHz of available spectrum).

258. Copies of the report are available from the Broadcasting Engineering Division, Postal and Telecommunications Department, Marland House, 570 Bourke Street, Melbourne, 3000.

259. In October 1976 an interdepartmental meeting, to discuss the McLean proposal to move DME operators from near 200 MHz to permit the expansion of VHF FM broadcasting, was arranged by the Radio Frequency Management Division of the Postal and Telecommunications Department, with representatives from the Board, Department of Transport (Air Transport Group) and Telecom Australia. A working party was set up to study the various alternatives to enable a satisfactory policy decision by the Government.

260. As at 31 December 1976 there were eleven FM broadcasting stations operating throughout Australia. Four of the stations were the wide coverage national broadcasting stations established in Sydney, Melbourne, Adelaide and Canberra and the remaining seven FM stations were licensed under the provisions of the Wireless Telegraphy Act. (See the Board's Twenty-Eighth Annual Report for the circumstances surrounding the issue of licences under the Wireless Telegraphy Act, especially paragraphs 194–202.)

261. Of the seven Wireless Telegraphy Act FM stations in operation at 31 December, three commenced operation during the period 1 July to 31 December 1976:

Northern Rivers College of Advanced Education, Lismore (2NCR-FM)

University of New England, Armidale (2ARM-FM)

Royal Melbourne Institute of Technology, Melbourne (3RMT-FM)

(See Appendix D for further details.)

LOW-POWERED FM TEST TRANSMISSIONS

262. In response to an approach from the Sydney Public Broadcasting Association seeking to identify the nature and extent of demand for community or public broadcasting in Sydney, the Board adopted a policy of permitting short-term FM test transmissions by low-coverage community broadcasting services.

263. The Board stipulated a number of conditions for the broadcasts to indicate that the transmissions were strictly of an experimental nature only. These conditions included an explicit understanding that approval for low-powered FM test transmissions would not necessarily indicate that consideration would be given to

the grant of a licence to the organisation concerned.

264. The following test transmissions pursuant to the Board's policy had been conducted up to 31 December 1976:

<i>Organisation</i>	<i>Period</i>
<i>New South Wales</i>	
Liverpool-Green Valley Community Radio	22.11.75 19-21.11.76
2RDJ-FM Community Radio (Concord)	6-7.3.76
Nepean Community Radio (Penrith)	20-21.3.76 27-29.8.76
Manly-Warringah Media Co-operative Ltd	5-6.6.76
South West Sydney Regional Social Development Council Ltd	30.7-1.8.76 26-28.11.76
Parramatta Community Radio	9-10.10.76
Tamworth Broadcasting Society	30-31.10.76
ROK Music (FM) Broadcasters (Campsie)	5-7.11.76
<i>Victoria</i>	
Radio Planning Group, Melbourne University	4-6.8.76
<i>Queensland</i>	
Queensland Music Broadcasting Society	27-29.8.76 22-24.10.76

INTRODUCTION OF NEW CHANNEL SPACING PLAN FOR MF BROADCASTING SERVICES

265. The industry was advised by Circular Letter B131, issued by the Board on 29 October 1976, that in accordance with an agreement reached by The Regional Administrative LF/MF Broadcasting Conference (Regions 1 and 3) in Geneva 1975, Australia would adopt the 9 kHz channel spacing frequency plan for medium frequency broadcasting services.

266. The new plan is to come into effect at 0001 GMT on 23 November 1978. A Co-ordinating Committee, comprising representatives from the Board, the Postal and Telecommunications Department, the Australian Broadcasting Commission and the Federation of Australian Radio Broadcasters, has been established to plan and monitor all aspects of progress in implementing the Plan for Australian Broadcasting services.

267. All existing MF services have been assigned a frequency in the plan. The continued development of the MF service may necessitate changes to the assigned frequencies of some stations. The stations involved will be advised of any foreseen need of a change.

268. A proposed change in operating conditions can only be confirmed after co-ordination has been completed with those international administrations likely to be affected. After November 1978 it will be necessary for all formal co-ordination to be routed through the ITU in Geneva which will act as an arbiter for all submissions involving an increase in interference.

269. To expedite the processing and co-ordination of changed operating conditions for MF stations, sub-regional meetings are proposed with New Zealand and Papua New Guinea in the first instance to discuss methods of interference co-ordination.

270. To consider the effects of predicted interference levels in the region it is proposed to develop a computer programme, similar to that used by the IFRB in Geneva, to speed up engineering design calculations.

EXPERIMENTAL INVESTIGATIONS

271. Further measurements of MF sky-wave sea gain were carried out in November 1976. The stations observed were at Akita, Japan (770 kHz) and at Emerald, Australia (4QD, 1550 kHz). Reception sites used for these measurements were at Melbourne (an inland site used previously in major measurement campaigns to determine a field strength prediction method for Australia) and at Boat Harbour on the north coast of Tasmania. Sea gains measured for the Akita and Emerald paths were 6.9 dB and 8.4 dB respectively. Similar measurements made in February 1976 and involving the same inland site but a different coastal site (Blairgowrie) on the Mornington Peninsula gave sea gains of 5.6 dB and 10.9 dB respectively.

RADIO RESEARCH BOARD

272. The purpose of the Radio Research Board is to encourage and support research within tertiary institutions (Universities, Institutes of Technology) into radio and allied sciences. In continuation of the policy defined in paragraph 236 of the Board's Twenty-Fourth Annual Report, grants totalling \$12 000 were made for the year 1976-77 as direct contributions to selected research projects submitted by tertiary institutions to the Radio Research Board for supporting funds.

273. Projects supported in this manner by the Board for the year 1976-77 were as follows:

University of Melbourne	Isolation of parameters which affect anomalous radar propagation
La Trobe University	A comprehensive study of the E-Region
University of Queensland	Active antennae
James Cook University	An investigation into the suitability of synchronous delta-sigma modulation for a high quality sound broadcasting service
James Cook University	H.F. radio noise survey
James Cook University	An investigation into the use of horizontal radio antennae as a means of measuring the electrical properties of the ground
University of Adelaide	Wideband studies of urban radio noise
University of Western Australia	Fidelity criterion for visual signals

274. Details of work carried out in the above-mentioned project on anomalous radar propagation, published in the Proceedings of the IREE Australia September 1976, confirmed the strong influences of inversion layers in extending the range of radio propagation well beyond the horizon. This work is significant in that it combines the use of radio propagation (radar) observations, acoustic radar observations, normal meteorological data, and refractivity profile measurements made by an aircraft in flight.

TELEVISION — ENGINEERING SERVICES

275. Television services were being provided by the following number of stations on 31 December 1976:

	National	Commercial
Television Stations	85	49
Translator Stations	63	61

276. In addition, ten television repeater stations were in operation on that date. Details of these stations are given in Appendixes E to I and the locations of the television stations (but not the translator and repeater stations) are shown on the map which follows the Appendixes.

DEVELOPMENT OF THE NATIONAL AND COMMERCIAL SERVICES

277. The development of national and commercial television services has continued to take place generally, along parallel lines, and therefore both services are dealt with jointly in this section of the Report.

Stage 4 of Development

278. In paragraphs 450, 468 and 541 of the Board's Twenty-Seventh Annual Report details were given of the nine national translators required to improve the coverage of the service provided by the Cairns station on Mt Bellenden-Ker to North Cairns, Mossman, Mareeba, Babinda, Tully, Herberton, Ravenshoe, Mission Beach and Gordonvale. Telecom Australia has programmed the completion of these projects over the period from late 1976 to late 1978. The first of these stations, North Cairns and Mossman, commenced operation on 12 November 1976 and 20 December 1976, respectively.

279. A further extension of the television service into the Murray River area of South Australia was made when commercial television station RTS-5A commenced operation, from the national television transmitter site at Loxton, on 26 November 1976.

280. The service area, which contains a population in excess of some 24 500 persons, was expected to extend to Renmark, Loxton, Kingston and to other areas within forty kilometres.

281. As mentioned in paragraph 494 of the Board's Twenty-Eighth Annual Report, the establishment of the commercial television station GTW at Geraldton in Western Australia was approved by the Minister and preparations for installation work were being made by the licensee. Most problems associated with compliance to the Board's technical standards had been resolved and it was anticipated that the station would be in a position to commence service in mid-January 1977.

282. To allow expansion of the frequency modulated broadcasting service in the Sydney-Wollongong-Newcastle area, it was decided to change the operating frequencies of stations ABHN Newcastle and ABWN Wollongong from channel 5 to 5A, as mentioned in paragraph 495 of the Board's Twenty-Eighth Annual Report. Paragraph 497 of that Report also stated that certain reception problems were anticipated in the Newcastle area concerning reception of channel 5A.

283. To ascertain the extent of possible reception problems in the Newcastle area, test transmissions were conducted on the frequency of channel 5A by the Board's N.S.W. office and a sample survey of sixty receivers in thirty-seven locations throughout Newcastle revealed the following results:

- (i) 65% of the receivers were colour sets;
- (ii) 23% of the receivers required no adjustment for satisfactory reception of channel 5A;
- (iii) 70% of the receivers gave satisfactory reception after fine tuning adjustment on channel 5A; and
- (iv) 7% of the receivers or their aerial installations required attention to obtain satisfactory reception on channel 5A.

284. Test transmissions of ABHN Newcastle on channel 5A commenced in December 1976, with the change-over from channel 5 to regular transmissions on channel 5A expected to take place in February 1977.

TELEVISION TRANSLATOR AND OTHER LOW POWER STATIONS

285. Details relating to proposed and established national and commercial television translator and other low power stations appear in paragraphs 105 to 108 (inclusive) of this Report.

286. The establishment of national television services in the remote mining areas of Western Australia has been a matter of negotiation between the mining industry and the Government. A question which has to be resolved is the acceptance of the principle of funding national projects of this type from private sources.

287. The following was the situation as at 31 December 1976 regarding changes in the operating conditions of certain translators which were not implemented by 30 June 1976:

<i>Translator</i>	<i>Details of Change</i>
Armidale, N.S.W. (National)	Change of channel from 4 to 5A. Input signal via UHF link from Moonbi repeater site (instead of direct off-air reception of ABUN). Power to be increased to 50 watts e.r.p. in direction of maximum radiation.
Armidale, N.S.W. (Commercial)	Change of channel from 1 to 10. Input signal via UHF links from Moonbi repeater site (instead of direct off-air reception of NEN). Power to be increased to 50 watts e.r.p. in direction of maximum radiation.
Hay, N.S.W. (Commercial)	Change of channel from 4 to 5A. Power decrease from 2500 watts to 1400 watts e.r.p. in direction of maximum radiation.
Walcha, N.S.W. (National)	Input signals via UHF links from Moonbi repeater site (instead of direct off-air reception of ABUN). If a new translator is required the channel is to be changed from 5 to 6.
Walcha, N.S.W. (Commercial)	Input signal via UHF link from Moonbi repeater site (instead of direct off-air reception from NEN).
Young, N.S.W. (National and Commercial)	Change aerial height and change of site to Iandra Street, Young, adjacent to reservoir (approximately 0.5 km E of previous site).
Bowen, Qld (National)	Change of channel from 5 to 5A. Input signal via a microwave or UHF link (instead of direct off-air reception of ABTQ). Power to be increased to 5000 watts e.r.p. in the direction of maximum radiation.
Bowen, Qld (Commercial)	Input signal to be derived by a re-routing of the UHF link. Power to be increased to 5000 watts e.r.p. in the direction of maximum radiation.
Cardstone Village, Qld (Commercial)	Change of site and conversion to a non-frequency-changing translator of commercial station FNQ Cairns.
Toowoomba, Qld (Commercial)	Change of channel from 5 to 5A.
Katanning, W.A. (National)	Increase in aerial height and power increase to 400 watts e.r.p. in the maximum direction.
Wagin, W.A. (National)	Change of aerial radiation pattern.
Waratah, Tas. (National and Commercial)	Input signal to be derived via UHF link from Watts Lookout instead of direct off-air reception from ABNT and TNT respectively.

288. In the period 1 July to 31 December 1976, the Board determined changes in the technical operating conditions of certain translator stations as follows:

<i>Translator</i>	<i>Details of Change</i>
Armidale, N.S.W. (National)	Change in UHF link channel.
Armidale, N.S.W. (Commercial)	Change in UHF link channel. Direct off-air reception from Mt Dowe approved as an interim arrangement.

Quirindi, N.S.W. (National)	Change in Output Channel from Ch 4 to Ch 5A.
Tamworth, N.S.W. (Commercial)	Change in Output Channel from Ch 3 to Ch 0 and provision of UHF link as input signal. Direct off-air reception from Mt Dowe approved as an interim arrangement.
Tamworth, N.S.W. (National)	Provision of UHF link as input signal.
Upper Hunter Valley, N.S.W. (National and Commercial)	Change in aerial pattern to provide service to Denman and upgrade service in Muswellbrook. National translator — change of channel from Ch 2 to Ch 8.
Walcha, N.S.W. (National and Commercial)	Provision of UHF links as input signals.
Blackwater, Qld (Commercial)	Increase in power from 20 watts to 500 watts.
Toowoomba, Qld (Commercial)	Power increase from 100 watts to 900 watts and change of channel from Ch 5 to Ch 5A.
Orbost, Vic. (National)	Change in aerial pattern.
Waratah, Tas. (Commercial)	Channel change from Ch 10 to Ch 11.
Groote Eylandt, N.T. (Repeater)	Power increase from 10 watts to 100 watts.

289. The Board's Twenty-Eighth Annual Report (paragraphs 98–99) referred to an extensive survey of the television service currently provided in the Sydney metropolitan area which disclosed a number of areas where the reception was inadequate.

290. The Board had been concerned to develop plans to overcome reception problems in these areas and, in this connection, the Chairman of the Board held a meeting on 14 October 1976 with executives of the Sydney commercial television companies interested in the establishment of the first two proposed sets of UHF translators in the Sydney area — probably at Kings Cross and North Head. The companies were considering the establishment of a jointly-owned organisation to own and operate the translator installations.

COLOUR TELEVISION

291. The general technical standard of colour television transmissions continued to show an improvement as station operators become more aware of operating techniques, which affected the overall quality of the television picture viewed in the domestic situation.

292. Progress in the finalisation of the revised *Standards for the Technical Equipment and Operation of Television Stations* has not been as rapid as had been hoped, due to serious staff shortages within the Engineering Division of the Board. It is unlikely that these Standards will be published in 1977.

293. Following a recommendation by the Television Industry Technical Advisory Committee that the System Standards for Television (including colour) should be amended to specify the nominal ratio of the luminance signal to synchronising signal as 70:30 in lieu of the then existing 100:40, the Board determined an amendment to the *Technical Standards for the Australian Television Service* to change the nominal ratio from 100:40 to 7:3. Board Circular Letter T141 of 11 November 1976 advised the industry of the changes approved but, to obviate any difficulties

in operation and an unnecessary expense in modification of facilities, these changes would not become mandatory immediately; the tolerances on the nominal standards should be widened for a period of ten years in the case of equipment in current use or already ordered. However, all new equipment and facilities should comply with the nominal 7:3 standard.

BRUCE GYNGELL, Chairman
JAMES H. OSWIN, Vice-Chairman
JANET STRICKLAND, *Member*

B. J. CONNOLLY, *Secretary*
10 October 1977

Commercial Broadcasting Stations in operation on 30 June 1977

MEDIUM FREQUENCY SERVICES

Call Sign	Location of Station	Frequency (kHz)	Power (watts)	Licensee and Registered Office	Hours of Service per Week (to nearest Quarter Hour)
AUSTRALIAN CAPITAL TERRITORY					
2CA	Canberra	1 050	5 000	Canberra Broadcasters Pty Ltd, 64 Northbourne Avenue, Canberra, A.C.T. 2601	168
2CC	Canberra	1 210	5 000	Capital City Broadcasters Pty Ltd, 6th Floor, CML Building, University Avenue, Canberra, A.C.T. 2601	168
NEW SOUTH WALES					
<i>Metropolitan</i>					
2CH	Sydney	1 170	5 000	Council of Churches in N.S.W. Broadcasting Co. Pty Ltd, 113-115 Oxford Street, Darlinghurst, N.S.W. 2010	168
<i>(Note: Amalgamated Wireless (A'asia) Ltd, 47 York Street, Sydney, N.S.W. 2000 operates station 2CH under an agreement with the licensee, to which the Minister has given his consent, under Section 88 of the Broadcasting and Television Act 1942.)</i>					
2GB	Sydney	870	5 000	Broadcasting Station 2GB Pty Ltd, 8th Floor, 364 Sussex Street, Sydney, N.S.W. 2000	168
2KY	Sydney	1 020	5 000	2KY Broadcasters Pty Ltd, 32 Orwell Street, Potts Point, N.S.W. 2011	168
<i>(Note: Messrs H. B. French and W. E. Monson, being Trustees of the Labor Council of New South Wales, operate station 2KY under an agreement with the licensee, to which the Minister has given his consent, under Section 88 of the Broadcasting and Television Act 1942.)</i>					
2SM	Sydney	1 270	5 000	Broadcasting Station 2SM Pty Ltd, City Mutual Building, 60 Hunter Street, Sydney, N.S.W. 2000	168
2UE	Sydney	950	5 000	Radio 2UE Sydney Pty Ltd, 237 Miller Street, North Sydney, N.S.W. 2060	168
2UW	Sydney	1 110	5 000*	Commonwealth Broadcasting Corporation Pty Ltd, 365 Kent Street, Sydney, N.S.W. 2000	168
NEW SOUTH WALES					
<i>Country</i>					
2AD	Armidale	1 130	2 000	New England Broadcasters Pty Ltd, Broadcast House, 123 Rusden Street, Armidale, N.S.W. 2350	126
2AY	Albury	1 490	2 000	Amalgamated Wireless (A'asia) Ltd, 47 York Street, Sydney, N.S.W. 2000	128½
2BE	Bega	1 480	D2 000 N1 000	Radio 2BE Pty Ltd, Auckland Street, Bega, N.S.W. 2550	122
2BH	Broken Hill	570	500	Radio Broken Hill Pty Ltd, 187 Argent Street, Broken Hill, N.S.W. 2880	116
2BS	Bathurst	1 500	D5 000 N2 000	Bathurst Broadcasters Pty Ltd, c/- Egan & Joyner, 5 Elizabeth Street, Sydney, N.S.W. 2000	168
2DU	Dubbo	1 250	2 000	Western Broadcasters Pty Ltd, 43 Macquarie Street, Dubbo, N.S.W. 2830	129
2GF	Grafton	1 210	2 000	Amalgamated Wireless (A'asia) Ltd, 47 York Street, Sydney, N.S.W. 2000	129
2GN	Goulburn	1 370	2 000	Amalgamated Wireless (A'asia) Ltd, 47 York Street, Sydney, N.S.W. 2000	125

<i>Call Sign</i>	<i>Location of Station</i>	<i>Frequency (kHz)</i>	<i>Power (watts)</i>	<i>Licensee and Registered Office</i>	<i>Hours of Service per Week (to nearest Quarter Hour)</i>
NEW SOUTH WALES— <i>continued</i>					
2GO	Gosford	1 310	2 000	Central Coast Broadcasting Pty Ltd, c/- Armstrong, Goff and Co., Public Accountants, 40 Mann Street, Gosford, N.S.W. 2250	140
2GZ	Orange	990	2 000	Country Broadcasting Services Pty Ltd, Bathurst Road, Orange, N.S.W. 2800	130
2HD	Newcastle	1 140	2 000	Airsales Broadcasting Co. Pty Ltd, 173-175 Maitland Road, Sandgate, N.S.W. 2304	168
2KA	Katoomba	780	2 000	Transcontinental Broadcasting Corporation Ltd, 11-15 Falcon Street, Crows Nest, N.S.W. 2065	124
2KM	Kempsey	530	2 000	Radio Kempsey Ltd, 11-15 Falcon Street, Crows Nest, N.S.W. 2065	124
2KO	Newcastle	1 410	2 000	Radio 2KO Newcastle Pty Ltd, CML Building, 110 Hunter Street, Newcastle, N.S.W. 2300	168
2LF	Young	1 340	2 000	Young Broadcasters Pty Ltd, 11-15 Falcon Street, Crows Nest, N.S.W. 2065	133
2LM	Lismore	900	2 000	Richmond River Broadcasters Pty Ltd, 9-11 Molesworth Street, Lismore, N.S.W. 2480	129
2LT	Lithgow	1 380	500	Lithgow Broadcasters Pty Ltd, 11-15 Falcon Street, Crows Nest, N.S.W. 2065	112
2MG	Mudgee	1 450	2 000	Mudgee Broadcasting Co. Pty Ltd, c/- Egan & Joyner, 5 Elizabeth Street, Sydney, N.S.W. 2000	168
2MO	Gunnedah	1 080	D2 000 N1 000	2MO Gunnedah Pty Ltd, 3 Rodney Street, Gunnedah, N.S.W. 2380	122
2MW	Murwillumbah	970	2 000	Tweed Radio and Broadcasting Co. Pty Ltd, Murwillumbah Street, Murwillumbah, N.S.W. 2484	129
2NM	Muswellbrook	1 460	D2 000 N1 000	Hunter Broadcasters Pty Ltd, 5 Elizabeth Street, Sydney, N.S.W. 2000	132
2NX	Bolwarra	1 360	2 000	Hunter Broadcasters Pty Ltd, 5 Elizabeth Street, Sydney, N.S.W. 2000	168
2NZ	Inverell	1 190	2 000	Northern Broadcasters Pty Ltd, Bathurst Road, Orange, N.S.W. 2800	115¼
2PK	Parkes	1 400	2 000	Parkes Broadcasting Co. Pty Ltd, 307 Clarinda Street, Parkes, N.S.W. 2870	118¼
2QN	Deniliquin	1 520	2 000	Haig-Muir Broadcasting Pty Ltd, c/- Coopers & Lybrand, 461 Bourke Street, Melbourne, Vic. 3000	119
2RE	Taree	1 560	2 000	Manning Valley Broadcasting Pty Ltd, Cowper Street, Chatham, Taree, N.S.W. 2430	122½
2RG	Griffith	1 070	D2 000 N1 000	2RG Broadcasters Pty Ltd, Remembrance Driveway, Griffith, N.S.W. 2680	118
2ST	Nowra	1 000	5 000	South Coast and Tablelands Broadcasting Pty Ltd, 53 Junction Street, Nowra, N.S.W. 2540	136½
2TM	Tamworth	1 290	2 000	Tamworth Radio Development Co. Pty Ltd, Radio Centre, Calala, Tamworth, N.S.W. 2340	122½
2VM	Moree	1 530	2 000	Moree Broadcasting and Development Co. Ltd, 93 Ballo Street, Moree, N.S.W. 2400	124
2WG	Wagga	1 150	2 000	Riverina Broadcasters (Holdings) Pty Ltd, c/- Coopers & Lybrand, 461 Bourke Street, Melbourne, Vic. 3000	127
<i>(Note: Riverina Broadcasters, 16 Fitzmaurice Street, Wagga Wagga, N.S.W. 2650, operates station 2WG under an agreement with the licensee, to which the Minister has given his consent under Section 88 of the Broadcasting and Television Act 1942.)</i>					
2WL	Wollongong	1 430	2 000	Wollongong Broadcasting Pty Ltd, 8th Floor, 364 Sussex Street, Sydney, N.S.W. 2000	168
2XL	Cooma	920	D2 000 N1 000	Cooma Broadcasters Pty Ltd, 132 Sharp Street, Cooma, N.S.W. 2630	118

<i>Call Sign</i>	<i>Location of Station</i>	<i>Frequency (kHz)</i>	<i>Power (watts)</i>	<i>Licensee and Registered Office</i>	<i>Hours of Service per Week (to nearest Quarter Hour)</i>
VICTORIA					
<i>Metropolitan</i>					
3AK	Melbourne	1 500	5 000	General Television Corporation Pty Ltd, Television City, 22-46 Bendigo Street, Richmond, Vic. 3121	168
3AW	Melbourne	1 280	5 000	3AW Broadcasting Co. Pty Ltd, 382-384 La Trobe Street, Melbourne, Vic. 3000	168
3CR	Melbourne	840	250	Community Radio Melbourne Pty Ltd, 20 Cromwell Street, Collingwood, Vic. 3066	126
3DB	Melbourne	1 030	5 000	The Herald and Weekly Times Ltd, 44-74 Flinders Street, Melbourne, Vic. 3000	168
3KZ	Melbourne	1 180	5 000	The Industrial Printing and Publicity Co. Ltd, 122-128 Dover Street, Richmond, Vic. 3121	168
<i>(Note: 3KZ Broadcasting Co. Pty Ltd, 4th Floor, 186 Exhibition Street, Melbourne, Vic. 3000, operates station 3KZ under an agreement with the licensee, to which the Minister has given his consent under Section 88 of the Broadcasting and Television Act 1942.)</i>					
3MP	Frankston Mornington Peninsula	1 380	5 000	Mornington Peninsula Broadcasters Ltd, Bayside Shopping Centre, Beach Street, Frankston, Vic. 3199	168
3UZ	Melbourne	930	5 000	Nilsen's Broadcasting Service Pty Ltd, 45-47 Bourke Street, Melbourne, Vic. 3000	168
3XY	Melbourne	1 420	5 000	Station 3XY Pty Ltd, c/- Mr J. C. Warburton, 2nd Floor, 153 Wellington Pde Sth, East Melbourne, Vic. 3002	168
<i>(Note: Efftee Broadcasters Pty Ltd, 5th Floor, 250 Spencer Street, Melbourne, Vic. 3000, operates station 3XY under an agreement with the licensee, to which the Minister has given his consent, under Section 88 of the Broadcasting and Television Act 1942.)</i>					
<i>Country</i>					
3BA	Ballarat	1 320	5 000	Ballarat Broadcasters Pty Ltd, 56 Lydiard Street North, Ballarat, Vic. 3350	168
3BO	Bendigo	960	2 000	Amalgamated Wireless (A'asia) Ltd, 47 York Street, Sydney, N.S.W. 2000	138
3CS	Colac	1 130	2 000	Enterprise Broadcasters Pty Ltd, 241 Murray Street, Colac, Vic. 3250	126
3CV	Maryborough	1 060	5 000	Cameron Broadcasting Services Pty Ltd, 77 McCallum Street, Swan Hill, Vic. 3585	121½
3GL	Geelong	1 350	2 000	Geelong Broadcasters Pty Ltd, 191-197 Ryrie Street, Geelong, Vic. 3220	125
3HA	Hamilton	980	2 000	Washington Broadcasting (3HA) Service Pty Ltd, c/- Seeber and Washington, Victoria Chambers, Pall Mall, Bendigo, Vic. 3550	129¼
3MA	Mildura	1 470	2 000	Sunraysia Broadcasters Pty Ltd, 22 Deakin Avenue, Mildura, Vic. 3500	115½
3NE	Wangaratta	1 600	2 000	Wangaratta Broadcasting Co. Pty Ltd, Templeton Street, Wangaratta, Vic. 3677	128¾
3SH	Swan Hill	1 330	2 000	Cameron Broadcasting Services Pty Ltd, 77 McCallum Street, Swan Hill, Vic. 3585	121½
3SR	Shepparton	1 260	2 000	Associated Broadcasting Services Ltd, Argus Building, 290 La Trobe Street, Melbourne, Vic. 3000	129
3TR	Sale	1 240	2 000	Victorian Broadcasting Network Ltd, Lily Street, Bendigo, Vic. 3550	124
3UL	Warragul	530	2 000	Associated Broadcasting Services Ltd, Argus Building, 290 La Trobe Street, Melbourne, Vic. 3000	127
3WM	Horsham	1 090	2 000	Cameron Broadcasting Services Pty Ltd, 77 McCallum Street, Swan Hill, Vic. 3585	126
3YB	Warrnambool	880	2 000	Associated Broadcasting Services Ltd, Argus Building, 290 La Trobe Street, Melbourne, Vic. 3000	121¼

<i>Call Sign</i>	<i>Location of Station</i>	<i>Frequency (kHz)</i>	<i>Power (watts)</i>	<i>Licensee and Registered Office</i>	<i>Hours of Service per Week (to nearest Quarter Hour)</i>
QUEENSLAND					
<i>Metropolitan</i>					
4BC	Brisbane	1 120	5 000	Commonwealth Broadcasting Corporation (Qld) Pty Ltd, 68 Queen Street, Brisbane, Qld 4000	168
4BH	Brisbane	880	5 000	Broadcasters (Aust.) Pty Ltd, 43 Adelaide Street, Brisbane, Qld 4000	140
4BK	Brisbane	1 300	5 000	Queensland Newspapers Pty Ltd, Campbell Street, Bowen Hills, Qld 4006	168
4IP	Ipswich	1 010	5 000	South Queensland Broadcasting Corporation Pty Ltd, 43 Limestone Street, Ipswich, Qld 4305	168
4KQ	Brisbane	690	5 000	Labor Broadcasting Station Pty Ltd, Radio City, Pickers Building, Ross Street, Newstead, Qld 4006	168
QUEENSLAND					
<i>Country</i>					
4AK	Oakey	1 240	2 000	Queensland Newspapers Pty Ltd, Campbell Street, Bowen Hills, Qld 4006	138
4AM	Atherton—Mareeba	560	5 000	Far Northern Radio (Tablelands) Pty Ltd, c/- Auer and Harvey, 160A Byrnes Street, Mareeba, Qld 4880	134½
4AY	Ayr	940	5 000	Ayr Broadcasters Pty Ltd, 222 Flinders Street, Townsville, Qld 4810	168
4BU	Bundaberg	1 330	2 000	Bundaberg Broadcasters Pty Ltd, 55 Woongarra Street, Bundaberg, Qld 4670	116½
4CA	Cairns	1 010	2 000	Amalgamated Wireless (A'asia) Ltd, 47 York Street, Sydney, N.S.W. 2000	168
4CD	Gladstone	930	2 000	Gladstone District Broadcasting Pty Ltd, 139 Goonoon Street, Gladstone, Qld 4680	168
4GC	Charters Towers	1 170	2 000	Ayr Broadcasters Pty Ltd, 222 Flinders Street, Townsville, Qld 4810	168
4GG	Gold Coast	1 200	2 000	Gold Coast Radio Broadcasting Co. Pty Ltd, Bundall Road, Surfers Paradise, Qld 4217	168
4GR	Toowoomba	860	2 000	Gold Radio Service Pty Ltd, c/- Griffin & Ralph, 68 Queen Street, Brisbane, Qld 4000	168
4GY	Gympie	600	2 000	Gympie Noosa Broadcasters Pty Ltd, Smithfield Chambers, 75 Mary Street, Gympie, Qld 4570	133
4KZ	Innisfail—Tully	530	5 000	Coastal Broadcasters Pty Ltd, 42 Rankin Street, Innisfail, Qld 4860	132
4LG	Longreach	1 100	2 000	Central Queensland Broadcasting Corporation Pty Ltd, 118A Eagle Street, Longreach, Qld 4730	112½
4LM	Mount Isa	1 370	2 000	North Queensland Broadcasting Corporation Pty Ltd, 12th Floor, T. & G. Building, Queen Street, Brisbane, Qld 4000	124
4MB	Maryborough	1 160	2 000	Maryborough Broadcasting Co. Pty Ltd, c/- Griffin and Ralph, 68 Queen Street, Brisbane, Qld 4000	121½
4MK	Mackay	1 030	5 000	Barrier Reef Broadcasting Pty Ltd, c/- G. E. Jones & Co., 41 Sydney Street, Mackay, Qld 4740	132
4NA	Nambour	830	5 000	Sunshine Coast Broadcasters Ltd, 33 Currie Street, Nambour, Qld 4560	130
4RO	Rockhampton	980	2 000	Rockhampton Broadcasting Co. Pty Ltd, c/- Griffin & Ralph, 68 Queen Street, Brisbane, Qld 4000	127½
4SB	Kingaroy	1 060	2 000	South Burnett Broadcasting Co. Ltd, 28 Alford Street, Kingaroy, Qld 4610	115½
4TO	Townsville	780	2 000	Amalgamated Wireless (A'asia) Ltd, 47 York Street, Sydney, N.S.W. 2000	168
4VL	Charleville	920	D2 000 N1 000	Radio 4VL Pty Ltd, c/- White & Hancock, T & G Building, Queen Street, Brisbane, Qld 4000	112½
4WK	Warwick	960	5 000	South Queensland Broadcasting Corporation Pty Ltd, Building Society Chambers, 43 Limestone Street, Ipswich, Qld 4305	133

<i>Call Sign</i>	<i>Location of Station</i>	<i>Frequency (kHz)</i>	<i>Power (watts)</i>	<i>Licensee and Registered Office</i>	<i>Hours of Service per Week (to nearest Quarter Hour)</i>
QUEENSLAND—continued					
4ZR	Roma	1 480	D2 000 N1 000	Maranoa Broadcasting Co. Ltd, 35 McDowall Street, Roma, Qld 4455	116
SOUTH AUSTRALIA					
<i>Metropolitan</i>					
5AA	Adelaide	1 390	5 000	Festival City Broadcasters Ltd, 35 Fullarton Road, Kent Town, S.A. 5067	168
5AD	Adelaide	1 310	2 000	Advertiser Newspapers Ltd, 121 King William Street, Adelaide, S.A. 5000	168
5DN	Adelaide	970	2 000	Hume Broadcasters Pty Ltd, 201 Tynte Street, North Adelaide, S.A. 5006	168
5KA	Adelaide	1 200	2 000	5KA Broadcasters Pty Ltd, 43 Franklin Street, Adelaide, S.A. 5000	168
SOUTH AUSTRALIA					
<i>Country</i>					
5AU	Port Augusta	1 240	2 000	5AU Broadcasters Pty Ltd, 43 Franklin Street, Adelaide, S.A. 5000	129½
5MU	Murray Bridge	1 460	D2 000 N1 000	Murray Bridge Broadcasting Co. Ltd, 26 Seventh Street, Murray Bridge, S.A. 5253	125
5PI	Crystal Brook	1 040	2 000	Midlands Broadcasting Services Ltd, 121 King William Street, Adelaide, S.A. 5000	123½
5RM	Renmark	800	2 000	River Murray Broadcasters Pty Ltd, 43 Franklin Street, Adelaide, S.A. 5000	121
5SE	Mount Gambier	1 300	2 000	South Eastern Broadcasting Co. Ltd, 121 King William Street, Adelaide, S.A. 5000	168
WESTERN AUSTRALIA					
<i>Metropolitan</i>					
6IX	Perth	1 080	2 000	6IX Radio Network Pty Ltd, Osborne Park Road, Tuart Hill, W.A. 6060	168
6KY	Perth	1 210	2 000	Swan Television and Radio Broadcasters Ltd., Hayes Avenue, Nollamara, W.A. 6061	168
6PM	Perth	990	2 000	Consolidated Broadcasting System (W.A.) Pty Ltd, 283 Rokeby Road, Subiaco, W.A. 6008	168
6PR	Perth	880	2 000	Western Broadcasting Services Pty Ltd, 340 Hay Street, Perth, W.A. 6000	168
WESTERN AUSTRALIA					
<i>Country</i>					
6AM	Northam	860	2 000	Consolidated Broadcasting System (W.A.) Pty Ltd, 283 Rokeby Road, Subiaco, W.A. 6008	120
6BY	Bridgetown	900	2 000	6IX Radio Network Pty Ltd, Osborne Park Road, Tuart Hill, W.A. 6060	119
6CI	Collie	1 130	2 000	South Western Telecasters Ltd, 26 Spencer Street, Bunbury, W.A. 6230	131
6GE	Geraldton	1 010	2 000	Great Northern Broadcasters Ltd, 283 Rokeby Road, Subiaco, W.A. 6008	117
6KG	Kalgoorlie	980	2 000	Consolidated Broadcasting System (W.A.) Pty Ltd, 283 Rokeby Road, Subiaco, W.A. 6008	117
6MD	Merredin	1 100	2 000	Mid District Radio Broadcasting Pty Ltd, Common- wealth Bank Building, Merredin, W.A. 6415	119
6NA	Narrogin	920	2 000	Swan Television and Radio Broadcasters Ltd, Hayes Avenue, Nollamara, W.A. 6061	119
6TZ	Bunbury	960	2 000	South Western Telecasters Ltd, 26 Spencer Street, Bunbury, W.A. 6230	131
6VA	Albany	780	2 000	Albany Broadcasters Ltd, 171 York Street, Albany, W.A. 6330	122
6WB	Katanning	1 070	2 000	6IX Radio Network Pty Ltd, Osborne Park Road, Tuart Hill, W.A. 6060	119

<i>Call Sign</i>	<i>Location of Station</i>	<i>Frequency (kHz)</i>	<i>Power (watts)</i>	<i>Licensee and Registered Office</i>	<i>Hours of Service per Week (to nearest Quarter Hour)</i>
TASMANIA					
<i>Metropolitan</i>					
7HO	Hobart	860	2 000	Commercial Broadcasters Pty Ltd, 30 Davey Street, Hobart, Tas. 7000	168
7HT	Hobart	1 080	2 000	Murrumbidgee Television Ltd, Remembrance Drive-way, Griffith, N.S.W. 2680	168
TASMANIA					
<i>Country</i>					
7AD	Devonport	900	D2 000	Northern Tasmania Broadcasters Pty Ltd, 54 Cameron Street, Launceston, Tas. 7250	116½
7BU	Burnie	560	D2 000	Burnie Broadcasting Service Pty Ltd, 54 Cameron Street, Launceston, Tas. 7250	113½
7EX	Launceston	1 010	2 000	7EX Pty Ltd, 71 Paterson Street, Launceston, Tas. 7250	137
7LA	Launceston	1 100	2 000	Amalgamated Wireless (A'asia) Ltd, 47 York Street, Sydney, N.S.W. 2000	139
7QT	Queenstown	840	500	West Coast Broadcasters Pty Ltd, 59 Cameron Street, Launceston, Tas. 7250	77
7SD	Scottsdale	540	5 000	North East Tasmanian Radio Broadcasters Pty Ltd, 54 Cameron Street, Launceston, Tas. 7250	116½
NORTHERN TERRITORY					
8DN	Darwin	1 240	2 000	Darwin Broadcasters Pty Ltd, c/- Fell & Starkey, 1st Floor, 30 Ainslie Avenue, Canberra, A.C.T. 2600	137½
8HA	Alice Springs	900	2 000	Alice Springs Commercial Broadcasters Pty Ltd, 1st Floor, 12 Parsons Street, Alice Springs, N.T. 5750	140

D — Day N — Night

* Provided that power may be reduced to 2 500 watts during the following periods: Monday to Saturday, midnight to 5.30 a.m.; Sunday, midnight to 7 a.m.

National Broadcasting Stations in Operation on 30 June 1977

MEDIUM FREQUENCY SERVICES

<i>Call Sign</i>	<i>Location of Station</i>	<i>Frequency (kHz)</i>	<i>Power (watts)</i>	<i>Hours of Service per Week (to nearest Quarter Hour)</i>
AUSTRALIAN CAPITAL TERRITORY				
2CN	Canberra	1 440	2 000	168
2CY	Southern Tablelands Service (Canberra)	850	10 000	133
NEW SOUTH WALES				
<i>Metropolitan</i>				
2BL	Sydney	740	50 000	133
2FC	Sydney	610	50 000	133
2JJ	Sydney	1 540	10 000	168
<i>Regional</i>				
2AN	Armidale	720	50	133
2BA	Far South Coast Service (Bega)	810	10 000	133
2BY	Byrock	660	10 000	133
2CO	Riverina and North-East Victoria Service (Albury)	670	10 000	133
2CP	Cooma	1 570	50	133
2CR	Western Districts Service (Orange)	550	50 000	133
2GL	New England Service (Glen Innes)	820	10 000	133
2KP	Mid-North Coast Service (Kempsey)	680	10 000	133
2LG	Lithgow	1 570	200	133
2ML	Murwillumbah	560	400	133
2NA	Newcastle	1 510	10 000	133
2NB	Broken Hill	1 000	2 000	133
2NC	Newcastle	1 230	10 000	168
2NR	Northern Rivers Service (Grafton)	700	50 000	133
2NU	Northern Tablelands Service (Tamworth)	650	10 000	133
2TR	Taree	760	2 000	133
2UH	Muswellbrook	1 040	1 000	133
2WA	Wilcannia	1 570	100	133
2WN	Wollongong	1 580	2 000	133
VICTORIA				
<i>Metropolitan</i>				
3AR	Melbourne	620	50 000	133
3LO	Melbourne	770	50 000	133
3ZZ	Melbourne	1 220	2 000	70
<i>Regional</i>				
3GI	Gippsland Service (Sale)	830	10 000	133
3MT	Omeo	720	2 000	133
3WL	Warrnambool	1 570	200	133
3WV	Western Victoria Service (Horsham)	590	50 000	133
QUEENSLAND				
<i>Metropolitan</i>				
4QG	Brisbane	790	10 000	133
4QR	Brisbane	580	50 000	133
<i>Regional</i>				
4AT	Far North Queensland Service (Atherton)	720	4 000	133
4GM	Gympie District Service (Gympie)	1 570	200	133
4HU	Hughenden	1 570	50	133
4JK	Julia Creek	570	10 000	133
4MI	Mount Isa	1 080	200	133

<i>Call Sign</i>	<i>Location of Station</i>	<i>Frequency (kHz)</i>	<i>Power per Week (watts) (to nearest Quarter Hour)</i>	<i>Hours of Service</i>
4MS	Mossman	600	1 000	133
4QA	Pioneer District Service (Mackay)	760	2 000	133
4QB	Wide Bay District Service (Maryborough)	910	10 000	133
4QD	Central Western Queensland Service (Emerald)	1 550	50 000	133
4QL	Western Queensland Service (Longreach)	540	10 000	133
4QN	Northern Queensland Service (Townsville)	630	50 000	133
4QO	Upper Burnett Service (Eidsvold)	910	10 000	133
4QS	Darling Downs Service (Toowoomba)	750	10 000	133
4QW	South West Queensland Service (St George)	710	10 000	133
4QY	Far North Queensland Service (Cairns)	800	2 000	133
4RK	Central Queensland Service (Rockhampton)	840	10 000	133
4SO	Southport	1 590	200	133
4WP	Weipa	1 040	500	133

SOUTH AUSTRALIA

Metropolitan

5AN	Adelaide	890	50 000	133
5CL	Adelaide	730	50 000	133

Regional

5CK	Lower North Service (Port Pirie)	640	10 000	133
5LC	Leigh Creek	1 570	50	133
5LN	Port Lincoln	1 530	200	133
5MG	South-East Service (Mount Gambier)	1 580	200	133
5MV	South Australian Upper Murray Service (Renmark)	1 590	2 000	133
5PA	South-East Service (Naracoorte)	1 160	10 000	133
5SY	Streaky Bay	690	2 000	133
5WM	Woomera	1 580	50	133

WESTERN AUSTRALIA

Metropolitan

6WF	Perth	720	50 000	133
6WN	Perth	810	10 000	133

Regional

6AL	Western Australian Regional Service (Albany)	650	400	133
6BE	Broome	670	50	133
6BS	Busselton	680	4 000	133
6CA	Carnarvon	850	200	133
6DB	Derby	870	2 000	133
6DL	Dalwallinu	530	10 000	133
6ED	Esperance	840	1 000	133
6GF	Goldfields Regional Service (Kalgoorlie)	660	2 000	133
6GN	Geraldton Regional Service (Geraldton)	830	2 000	133
6KW	Kununurra	760	100*	126
6MN	Mt Newman	570	100	
6NM	Western Australian Regional Service (Northam)	600	200	133
6PH	Port Hedland	600	2 000	133
6WA	Western Australian Regional Service (Wagin)	560	50 000	133
6WH	Wyndham	1 020	100*	126
6XM	Exmouth	1 190	2 000	126

TASMANIA

Metropolitan

7ZL	Hobart	600	10 000	133
7ZR	Hobart	940	10 000	133

Regional

7FG	Fingal	1 160	1 000	133
7NT	North Tasmanian Service (Launceston)	710	10 000	133
7QN	West Coast Service (Queenstown)	630	400	133
7SH	St Helens	1 570	100	133

<i>Call Sign</i>	<i>Location of Station</i>	<i>Frequency (kHz)</i>	<i>Power per Week (watts) (to nearest Quarter Hour)</i>	<i>Hours of Service</i>
NORTHERN TERRITORY				
8AL	Alice Springs	1 530	200	133
8DR	Darwin	650	2 000	133
8GO	Gove	990	500	133
8KN	Katherine	670	50	133
8TC	Tennant Creek	680	1 000	133
HIGH FREQUENCY SERVICES				
VLH	Melbourne, Victoria		10 000	129
VLI	Sydney, New South Wales		2 000	133
VLM	Brisbane, Queensland		10 000	133
VLQ	Brisbane, Queensland		10 000	133
VLR	Melbourne, Victoria		10 000	131
VLW	Perth, Western Australia (two services on two frequencies, with a short overlap service on a third frequency)		(a) 10 000 (b) 50 000	133 133

Frequencies of High Frequency Services—The frequencies on which these stations transmit are varied as required, to obtain optimum results.

National Broadcasting Stations in Operation on 30 June 1977 Frequency Modulation Services

<i>Call Sign</i>	<i>Location of Station</i>	<i>Frequency (MHz)</i>	<i>Power (kW e.r.p.) and Polarisation</i>	<i>Hours of Service</i>
1 ABC-FM	Canberra	101.9	50 Vert.	168
2 ABC-FM	Sydney	92.9	50 Hor.	168
3 ABC-FM	Melbourne	105.7	50 Hor.	168
5 ABC-FM	Adelaide	92.1	50 Hor.*	168

*Presently operating on 10 kW e.r.p. pending installation of a high gain aerial.

Broadcasting Stations Licensed under the Wireless Telegraphy Act in operation on 30 June 1977

FREQUENCY MODULATION STATIONS

<i>Call Sign</i>	<i>Location of Station</i>	<i>Frequency (MHz)</i>	<i>Power (kW) Polarisation</i>	<i>Operated By</i>
2ARM-FM	Armidale	92.3	0.1 Mixed (3)	University of New England
2MBS-FM	Sydney	102.5	10 Hor. (3) (4)	Music Broadcasting Society of N.S.W.
2MCE-FM	Bathurst	92.3	1.6 Vert. (2) (5)	Mitchell College of Advanced Education
2NCR-FM	Lismore	92.5	1.5 Hor. Mixed (3)	Northern Rivers College of Advanced Education
3MBS-FM	Melbourne	93.7	10 Hor. (3) (6)	Music Broadcasting Society of Vic.
3RMT-FM	Melbourne	102.7	3 Hor. (3)	Royal Melbourne Institute of Technology
4ZZZ-FM	Brisbane	102.1(10)	5-10 Hor. or Mixed (2) (7)	Queensland University Union
6UWA-FM	Perth	92.1	5 Hor. or Mixed (2)	University of Western Australia
7CAE-FM	Hobart	92.1	1 Hor. (3)	Tasmanian College of Advanced Education

MEDIUM FREQUENCY STATIONS

<i>Call Sign</i>	<i>Location of Station</i>	<i>Frequency (kHz)</i>	<i>Power (watts)</i>	<i>Operated By</i>
2XX	Canberra	1010	300	Australian National University
2EA	Sydney	800	(1)	Ethnic Radio Experiment Committee
3EA	Melbourne	1120	(1)	Ethnic Radio Experiment Committee
5UV	Adelaide	530	500	University of Adelaide
6HI(8)	Dampier	1260	500	Hamersley Iron Pty Ltd
6NR	Perth	930	500	Western Australian Institute of Technology

(1) Power to be such as to provide an unattenuated field strength of not greater than 130 mV/m at 1 km

(2) Effective radiated power in direction of maximum radiation

(3) Effective radiated power omnidirectional

(4) Presently operating on 200 watts e.r.p. vertically polarised

(5) Temporarily operating on 170 watts e.r.p. omnidirectional from campus pending final installation at Mt Panorama

(6) Presently operating on 4kW e.r.p.

(7) Temporarily operating on 1kW e.r.p. omnidirectional, horizontally polarised on a frequency of 105.7MHz, from campus pending final installation at Mt Cootha

(8) To operate as an emergency broadcasting station only at times of potential natural disasters

Commercial Television Stations in Operation on 30 June 1977

Call Sign and Channel	Area	Location of Transmitter †	Frequencies		Power (kW.e.r.p.) and Polarisation	Licensee & Registered Office	Hours of Service per Week (to nearest Quarter Hour)
			(MHz) V-Vision S-Sound	V-Vision S-Sound			
AUSTRALIAN CAPITAL TERRITORY							
CTC-7	Canberra	Black Mountain	V 182.258 S 187.758	V 100 S 10	Vert.	Canberra Television Ltd, Aspinall Street, Watson, Canberra, A.C.T. 2602	88
NEW SOUTH WALES Metropolitan							
ATN-7	Sydney	Artarmon	V 182.25 S 187.75	V 100 S 10	Hor.	Amalgamated Television Services Pty Ltd, Tele vision Centre, Epping, N.S.W. 2121	103¼
TCN-9	Sydney	Willoughby	V 196.25 S 201.75	V 100 S 10	Hor.	Television Corporation Ltd, 54-58 Park Street, Sydney, N.S.W. 2000	168
TEN-10	Sydney	Artarmon	V 209.25 S 214.75	V 100 S 10	Hor.	United Telecasters Sydney Ltd, cnr Epping and Pitt- water Roads, North Ryde, N.S.W. 2113	124½
NEW SOUTH WALES Country							
BKN-7	Broken Hill	Rocky Hill	V 182.25 S 187.75	V 5 S 0.5	Vert.	Broken Hill Television Ltd, Rocky Hill, Broken Hill, N.S.W. 2880	53¼
CBN-8	Central Tablelands	Mount Canobolas	V 189.258 S 194.758	V 100 S 10	Vert.	Country Television Services Ltd, Memorial Place, Bathurst Road, Orange, N.S.W. 2800	73
CWN-6	Central Western Slopes	Mount Cenn- Cruaich	V 175.26 S 180.76	V 100 S 10	Vert.	Country Television Services, Ltd, Memorial Place, Bathurst Road, Orange, N.S.W. 2800	73
ECN-8	Manning River	Middle Brother	V 189.25 S 194.75	V 100 S 10	Vert.	Television New England Ltd, Radio Centre, Calala Tam- worth, N.S.W. 2340	67¼
MTN-9	Murrumbidgee Irrigation Areas	Mount Bingar	V 196.24 S 201.74	V 100 S 10	Hor.	Murrumbidgee Television Ltd, Remembrance Driveway, Griffith, N.S.W. 2680	63
NBN-3	Newcastle- Hunter River	Great Sugarloaf	V 86.25 S 91.75	V 100 S 10	Hor.	Newcastle Broadcasting and Television Corporation Ltd. Mosbri Crescent, Newcastle, N.S.W. 2300	122¼
NEN-9	Upper Namoi	Mount Dowe	V 196.24 S 201.74	V 100 S 10	Hor.	Television New England Ltd. Radio Centre, Calala, Tam- worth, N.S.W. 2340	67¼
NRN-11	Grafton- Kempsey	Mount Moombil	V 216.26 S 221.76	V 100 S 10	Hor.	Northern Rivers Television Ltd, 9-11 Molesworth Street, Lismore, N.S.W. 2480	66½

<i>Call Sign and Channel</i>	<i>Area</i>	<i>Location of Transmitter</i>	<i>Frequencies (MHz) V-Vision S-Sound</i>	<i>Power (kW.e.r.p.) and Polarisation V-Vision S-Sound</i>	<i>Licensee and Registered Office</i>	<i>Hours of Service per Week (to nearest Hour)</i>
RTN-8	Richmond-Tweed	Mount Nardi	V 189.26 S 194.76	V 100 } S 10 } Hor.	Richmond-Tweed TV Ltd, 9-11 Molesworth Street, Lismore, N.S.W. 2480	66½
RVN-2	South-Western Slopes and Eastern Riverina	Mount Ulandra	V 64.24 S 69.74	V 100 } S 10 } Hor.	Riverina & North East Victoria TV Ltd, 198-206 Lake Albert Road, Koorngal via Wagga Wagga, N.S.W. 2650	69¾
WIN-4	Illawarra	Knight's Hill	V 95.25 S 100.75	V 100 } S 10 } Hor.	Television Woollongong Transmissions Ltd, Fort Drummond, Mount St Thomas, Wollongong N.S.W. 2500	94½
VICTORIA						
<i>Metropolitan</i>						
ATV-0	Melbourne	Mount Dandenong	V 46.26 S 51.76	V 100 } S 10 } Hor.	Austrama Television Pty Ltd, cnr Springvale and Hawthorn Roads, Nunawading, Vic. 3131	125½
GTV-9	Melbourne	Mount Dandenong	V 196.248 S 201.748	V 100 } S 10 } Hor.	General Television Corporation Pty Ltd, 22-46 Bendigo Street, Richmond, Vic. 3121	168
HSV-7	Melbourne	Mount Dandenong	V 182.25 S 187.75	V 100 } S 10 } Hor.	Herald-Sun TV Pty Ltd, 44-74 Flinders Street, Melbourne, Vic. 3000	109
VICTORIA						
<i>Country</i>						
AMV-4	Upper Murray	Baranduda Ranges	V 95.26 S 100.76	V 100 } S 10 } Hor.	Riverina & North East Victoria TV Ltd, 198-206 Lake Albert Road, Koorngal via Wagga Wagga, N.S.W. 2650	71¼
BCV-8	Bendigo	Mount Alexander	V 189.25 S 194.75	V 100 } S 10 } Vert.	Victorian Broadcasting Network Ltd, Lily Street Bendigo, Vic. 3550	74¾
BTV-6	Ballarat	Lookout Hill (near Mount Buangor)	V 175.248 S 180.748	V 100 } S 10 } Hor.	Ballarat and Western Victoria Television Ltd, Walker Street, Ballarat, Vic. 3350	86
GLV-10	La Trobe Valley	Mount Tassie (near Callignee)	V 209.246 S 214.746	V 100 } S 10 } Hor.	Victorian Broadcasting Network Ltd, Lily Street, Bendigo, Vic. 3550	74¾
GMV-6	Goulburn Valley	Mount Major	V 175.256 S 180.756	V 100 } S 10 } Vert.	Goulburn-Murray Television Ltd, 290 La Trobe Street, Melbourne, Vic. 3000	77
STV-8	Mildura	Yatpool	V 189.27 S 194.77	V 100 } S 10 } Hor.	Sunraysia Television Ltd, 18 Deakin Avenue, Mildura, Vic. 3500	82
QUEENSLAND						
<i>Metropolitan</i>						
BTQ-7	Brisbane	Mount Coot-tha	V 182.25 S 187.75	V 100 } S 10 } Hor.	Brisbane TV Ltd, Sir Samuel Griffith Drive, Mount Coot-tha, Qld 4066	98
QTQ-9	Brisbane	Mount Coot-tha	V 196.25 S 201.75	V 100 } S 10 } Hor.	Queensland Television Ltd, Leichhardt Chambers, 133 Leichhardt Street, Brisbane, Qld 4000	99
TVQ-0	Brisbane	Mount Coot-tha	V 46.25 S 51.75	V 100 } S 10 } Hor.	Universal Telecasters Qld Ltd, Sir Samuel Griffith Drive, Mount Coot-tha, Qld 4066	91

<i>Call Sign and Channel</i>	<i>Area</i>	<i>Location of Transmitter</i>	<i>Frequencies (MHz) V-Vision S-Sound</i>	<i>Power (kW.e.r.p.) and Polarisation V-Vision S-Sound</i>	<i>Licensee and Registered Office</i>	<i>Hours of Service per Week (to nearest Hour)</i>
QUEENSLAND						
<i>Country</i>						
DDQ-10	Darling Downs	Mount Mowbullian	V 209.26 S 214.76	V 100 } S 10 }	Hor. Darling Downs TV Ltd, Video Avenue, Mount Lofty, Toowoomba, Qld 4350	68½
FNQ-10	Cairns	Mount Bellenden-Ker	V 209.25 S 214.75	V 100 } S 10 }	Hor. Far Northern Television Ltd, Insurance House, 5/21 Denham Street, Townsville, Qld 4810	51½
ITQ-8	Mount Isa	2.4 Km SE of Mt Isa	V 189.25 S 194.75	V 0.5 } S 0.05 }	Hor. Mount Isa Television Pty Ltd, c/- W. T. Ockerby & Co., 6 West Street, Mount Isa, Qld 4825	41¼
MVQ-6	Mackay	Mount Blackwood	V 175.25 S 180.75	V 100 } S 10 }	Hor. Mackay Television Ltd, 216 Victoria Street, Mackay, Qld 4740	54
RTQ-7	Rockhampton	Mount Hopeful	V 182.26 S 187.76	V 100 } S 10 }	Hor. Rockhampton Television Ltd, Dean Street, Rockhampton, Qld 4700	50
SDQ-4	Southern Downs	Passchendaele Ridge	V 95.24 S 100.74	V 100 } S 10 }	Hor. Darling Downs TV Ltd, Video Avenue, Mount Lofty, Toowoomba, Qld 4350	68½
SEQ-8	Wide Bay	Mount Goonaneman	V 189.24 S 194.74	V 100 } S 10 }	Vert. Wide Bay-Burnett Ltd, 294 Kent Maryborough, Qld 4650	69½
TNQ-7	Townsville	Mount Stuart	V 182.25 S 187.75	V 100 } S 10 }	Hor. Telecasters North Queensland Ltd, Insurance House, 5/21 Denham Street, Townsville, Qld 4810	51½
SOUTH AUSTRALIA						
<i>Metropolitan</i>						
ADS-7	Adelaide	Mount Lofty	V 182.26 S 187.76	V 100 } S 10 }	Hor. Television Broadcasters Ltd, 125 Strangways Terrace, North Adelaide, S.A. 5006	95
NWS-9	Adelaide	Mount Lofty	V 196.26 S 201.76	V 100 } S 10 }	Hor. Southern Television Corporation Ltd, 202-208 Tynte Street, North Adelaide, S.A. 5006	110¼
SAS-10	Adelaide	Mount Lofty	V 209.25 S 214.75	V 100 } S 10 }	Hor. South Australian Telecasters Ltd, 45-49 Park Terrace, Gilberton, 5081	102¼
SOUTH AUSTRALIA						
<i>Country</i>						
GTS-4	Spencer Gulf North	The Bluff	V 95.25 S 100.75	V 50 } S 5 }	Vert. Spencer Gulf Telecasters Ltd, 76 Wanderah Road, Port Pirie, S.A. 4450	53¼
RTS-5A	Renmark-Loxton	4.0 km WNW of Loxton	V 138.25 S 143.75	V 40 } S 4 }	Vert. Riverland Television Pty Ltd, Murray Bridge Road, Loxton, S.A. 5333	34
SES-8	South East	Mount Burr	V 189.26 S 194.76	V 100 } S 10 }	Hor. South East Telecasters Ltd, 51 John Watson Drive, Mount Gambier, S.A. 5290	55¼

Call Sign and Channel	Area	Location of Transmitter	Frequencies		Power (kW.e.r.p.) and Polarisation	Hours of Service per Week (to nearest Quarter Hour)
			(MHz) V-Vision S-Sound	(MHz) V-Vision S-Sound		
WESTERN AUSTRALIA						
<i>Metropolitan</i>						
STW-9	Perth	Bickley	V 196.25 S 201.75	V 100 } S 10 }	Hor. Swan Television and Radio Broadcasters Ltd, Hayes Avenue, Nollamara, W.A. 6061	103
TVW-7	Perth	Bickley	V 182.25 S 187.75	V 100 } S 10 }	Hor. TVW Limited, Osborne Park Road, Tuart Hill, W.A. 6060	101½
WESTERN AUSTRALIA						
<i>Country</i>						
BTW-3	Bunbury	Mount Lennard	V 86.24 S 91.74	V 50 } S 5 }	Hor. South Western Telecasters Ltd, 26 Spencer Street, Bunbury, W.A. 6230	41½
GSW-9	Southern Agricultural	Mount Barker	V 196.24 S 201.71	V 50 } S 5 }	Vert. South Western Telecasters Ltd, 26 Spencer Street, Bunbury, W.A. 6230	41½
GTW-11	Geraldton	9.7 km NE of Geraldton	V 216.25 S 221.75	V 18 } S 1.8 }	Hor. Geraldton Telecasters Pty Ltd, Fifth Street, Wonthella, W.A. 6520	28
VEW-8	Kalgoorlie	6.4 km NW of Kalgoorlie	V 189.25 S 194.75	V 8 } S 0.8 }	Hor. Mid-Western Television Pty Ltd, 2 Killarney Street, Kalgoorlie, W.A. 6430	30
TASMANIA						
<i>Metropolitan</i>						
TVT-6	Hobart	Mount Wellington	V 175.258 S 180.758	V 100 } S 10 }	Hor. Tasmanian Television Ltd, 52 Newtown Road, New- town, Tas. 7008	82½
TASMANIA						
<i>Country</i>						
TNT-9	North Eastern Tasmania	Mount Barrow	V 196.238 S 201.738	V 100 } S 10 }	Hor. Northern Television (TNT-9) Pty Ltd, 71-75 Paterson Street, Launceston, Tas. 7250	81
NORTHERN TERRITORY						
NTD-8	Darwin	Blake Street, (near Botanic Gardens)	V 189.25 S 194.75	V 10 } S 1 }	Hor. Territory Television Pty Ltd, c/- Peat, Marwick, Mitchell & Co., 5th Floor, 62 Cav- enagh Street, Darwin, N.T. 5790	40½

† Distances shown are approximate.

National Television Stations In Operation On 30 June 1977

Call Sign and Channel	Area	Location of Transmitter	Frequencies		Power (kW.e.r.p.) and Polarisation		Hours of Service per Week (to nearest Quarter Hour)
			(MHz) V-Vision S-Sound		V-Vision S-Sound		
AUSTRALIAN CAPITAL TERRITORY							
ABC-3	Canberra	Black Mountain	V	86.24	V	100	} Vert. 91¼
			S	91.74	S	10	
NEW SOUTH WALES <i>Metropolitan</i>							
ABN-2	Sydney	Gore Hill	V	64.25	V	100	} Hor. 91¼
			S	69.75	S	10	
NEW SOUTH WALES <i>Country</i>							
ABCN-1	Central Tablelands	Mount Canobolas	V	57.258	V	100	} Vert. 91¼
			S	62.758	S	10	
ABDN-2	Grafton-Kempsey	Mount Moombil	V	64.26	V	100	} Hor. 91¼
			S	69.76	S	10	
ABGN-7	Murrumbidgee Irrigation Areas	Mount Bingar	V	182.24	V	100	} Hor. 91¼
			S	187.74	S	10	
ABHN-5A	Newcastle-Hunter River	Great Sugarloaf	V	138.51	V	100	} Hor. 91¼
			S	144.01	S	10	
ABLN-2	Broken Hill	Rocky Hill	V	64.25	V	5	} Vert. 93
			S	69.75	S	0.5	
ABMIN-10	Mungindi	2.8 km SE of Mungindi	V	209.25	V	0.05	} Hor.* 91¼
			S	214.75	S	0.005	
ABMN-0	South-Western Slopes and Eastern Riverina	Mount Ulandra	V	46.24	V	100	} Hor. 91¼
			S	51.74	S	10	
ABQN-5	Central Western Slopes	Mount Cenn-Cruaich	V	102.24	V	100	} Vert. 91¼
			S	107.74	S	10	
ABRN-6	Richmond-Tweed	Mount Nardi	V	175.26	V	100	} Hor. 91¼
			S	180.76	S	10	
ABSN-8	Bega-Cooma	Brown Mountain	V	189.24	V	100	} Vert. 91¼
			S	194.74	S	10	
ABTN-1	Manning River	Middle Brother	V	57.25	V	100	} Vert. 91¼
			S	62.75	S	10	
ABUN-7	Upper Namoi	Mount Dowe	V	182.24	V	100	} Hor. 91¼
			S	187.74	S	10	
ABWN-5A	Illawarra	Knight's Hill	V	138.25	V	100	} Hor. 91¼
			S	143.75	S	10	
VICTORIA <i>Metropolitan</i>							
ABV-2	Melbourne	Mount Dandenong	V	64.25	V	100	} Hor. 84½
			S	69.75	S	10	
VICTORIA <i>Country</i>							
ABAV-1	Upper Murray	Baranduda Ranges	V	57.25	V	100	} Hor. 84½
			S	62.75	S	10	
ABEV-1	Bendigo	Mount Alexander	V	57.26	V	100	} Vert. 84½
			S	62.76	S	10	

Call Sign and Channel	Area	Location of Transmitter	Frequencies		Power (kW.e.r.p.) and Polarisation per Week		Hours of Service per Week (to nearest Quarter Hour)	
			V-Vision	S-Sound	V-Vision	S-Sound		
ABGV-3	Goulburn Valley	Mount Major	V	86.23	V	100	Vert.	84½
			S	91.73	S	10		
ABLV-4	La Trobe Valley	Mount Tassie (Near Callignee)	V	95.24	V	100	Hor.	84½
			S	100.74	S	10		
ABMV-4	Mildura	Yatpool	V	95.27	V	100	Hor.	84½
			S	100.77	S	10		
ABRV-3	Ballarat	Lookout Hill (Near Mount Buangor)	V	86.238	V	100	Hor.	84½
			S	91.738	S	10		
ABSV-2	Murray Valley	Goschen	V	64.26	V	100	Vert.	84½
			S	69.76	S	10		
QUEENSLAND								
<i>Metropolitan</i>								
ABQ-2	Brisbane	Mount Cootha	V	64.24	V	100	Hor.	88¾
			S	69.74	S	10		
<i>Country</i>								
ABAAQ-11	Augathella	1.1 km S of town	V	216.25	V	0.01	Hor.	88¾
			S	221.75	S	0.001		
ABAQ-8	Alpha	4.0 km N of town	V	189.2	V	0.01	Hor.	88¾
			S	194.7	S	0.001		
ABBQ-10	Barcardine	4.2 km NW of town	V	209.2	V	0.01	Hor.	88¾
			S	214.7	S	0.001		
ABBLQ-9	Blackall	3.2 km ESE of town	V	196.2	V	0.01	Hor.	88¾
			S	201.7	S	0.001		
ABCAQ-10	Cunnamulla	2.4 km N of town	V	209.25	V	0.01	Hor.	88¾
			S	214.75	S	0.001		
ABCEQ-9	Charleville	11.4 km E of town	V	196.25	V	0.25	Hor.*	88¾
			S	201.75	S	0.025		
ABCLQ-7	Cloncurry	Cloncurry Microwave Repeater Station	V	182.24	V	0.1	Hor.	88¾
			S	187.74	S	0.01		
ABCTQ-10	Clermont	3.2 km S of town	V	209.2	V	0.05	Hor.*	88¾
			S	214.7	S	0.005		
ABDIQ-7	Dirranbandi	4.0 km NE of town	V	182.25	V	0.01	Vert.	88¾
			S	187.75	S	0.001		
ABDQ-3	Darling Downs	Mount Mowbullian	V	86.252	V	100	Hor.	88¾
			S	91.752	S	10		
ABEQ-11	Emerald	'Emerald Downs' 5.6 km N of town	V	216.25	V	0.125	Hor.*	88¾
			S	221.75	S	0.0125		
ABGQ-6	Goondiwindi	4.8 km NE of town	V	175.25	V	0.25	Hor.*	88¾
			S	180.75	S	0.025		
ABHQ-9	Hughenden	Hughenden Microwave Repeater Station	V	196.26	V	0.1	Hor.	88¾
			S	201.76	S	0.01		
ABIQ-6	Mount Isa	2.4 km SE of town	V	175.26	V	0.5	Hor.	88¾
			S	180.76	S	0.05		
ABJQ-10	Julia Creek	Julia Creek Microwave Repeater Station	V	209.26	V	0.1	Hor.	88¾
			S	214.76	S	0.01		
ABLQ-6	Longreach	10.0 km E of town	V	175.2	V	0.650	Hor.*	88¾
			S	180.7	S	0.065		
ABMQ-4	Mackay	Mount Blackwood	V	95.25	V	100	Hor.	88¾
			S	100.75	S	10		
ABMKQ-9	Mary Kathleen	Mary Kathleen Microwave Repeater Station	V	196.25	V	0.05	Hor.*	88¾
			S	201.75	S	0.005		
ABMLQ-6	Mitchell	Mitchell Escarpment 15.2 km ESE of town	V	175.25	V	0.1	Hor.	88¾
			S	180.75	S	0.01		
ABMNQ-7	Morven	10.1 km S of town	V	182.25	V	0.05	Hor.	88¾
			S	187.75	S	0.005		

Call Sign and Channel	Area	Location of Transmitter †	Frequencies		Power (kWe.r.p.) and Polarisation per Week		Hours of Service (to nearest Quarter Hour)
			(MHz)		V-Vision	S-Sound	
QUEENSLAND—continued							
ABMSQ-9	Miles	'Miles Hill' 8.0 km E of town	V	196.25	V	0.16	} Vert. 88¾
			S	201.75	S	0.016	
ABNQ-9	Cairns	Mount Bellenden-Ker	V	196.24	V	100	} Hor. 88¾
			S	201.74	S	10	
ABRAQ-7	Roma	'Timbury Hills' 4.0 km E of town	V	182.25	V	1	} Hor. 88¾
			S	187.75	S	0.1	
ABRQ-3	Rockhampton	Mount Hopeful	V	86.26	V	100	} Hor. 88¾
			S	91.76	S	10	
ABRDQ-6	Richmond	Richmond Microwave Repeater Station	V	175.24	V	0.1	} Hor. 88¾
			S	180.74	S	0.01	
ABSEQ-9	Springsure	3.2 km N of town	V	196.2	V	0.01	} Hor. 88¾
			S	201.7	S	0.001	
ABSGQ-8	St George	5.6 km NNW of town	V	89.25	V	0.065	} Hor.* 88¾
			S	194.75	S	0.0065	
ABSQ-1	Southern Downs	Passchendaele Ridge	V	57.26	V	100	} Hor. 88¾
			S	62.76	S	10	
ABTQ-3	Townsville	Mount Stuart	V	87.27	V	100	} Hor. 88¾
			S	92.77	S	10	
ABWNQ-8	Winton	'Rangelands' 16.0 km N of town	V	189.25	V	1.0	} Hor.* 88¾
			S	194.75	S	0.1	
ABWQ-6	Wide Bay	Mount Goonaneman	V	175.24	V	100	} Vert. 88¾
			S	180.74	S	10	
SOUTH AUSTRALIA Metropolitan							
ABS-2	Adelaide	Mount Lofty	V	64.26	V	100	} Hor. 92½
			S	69.76	S	10	
SOUTH AUSTRALIA Country							
ABCS-7	Ceduna	Thevenard	V	182.25	V	0.1	} Hor.* 93
			S	187.75	S	0.01	
ABLCS-9†	Leigh Creek	Leigh Creek Township	V	196.25	V	40	} Hor. 60
			S	201.75	S	4	
ABGS-1	South East	Mount Burr	V	57.25	V	100	} Hor. 93
			S	62.75	S	10	
ABNS-1	Spencer Gulf North	The Bluff	V	57.25	V	100	} Vert. 93
			S	62.75	S	10	
ABRS-3	Central East	4.0 km WSW of Loxton	V	86.248	V	100	} Vert. 93
			S	91.748	S	10	
ABWS-7	Woomera	1.6 km NW of Woomera	V	182.25	V	0.005	} Hor. 93
			S	187.75	S	0.0005	
WESTERN AUSTRALIA Metropolitan							
ABW-2	Perth	Bickley	V	64.25	V	100	} Hor. 91¼
			S	69.75	S	10	
WESTERN AUSTRALIA Country							
ABAW-2	Southern Agricultural	Mount Barker	V	64.24	V	100	} Vert. 91¼
			S	69.74	S	10	
ABCW-4	Central Agricultural	Mawson Trig	V	95.26	V	100	} Hor. 91¼
			S	100.76	S	10	
ABCMW-8	Morawa	Billeranga Hills 16.8 km SW of Morawa	V	189.26	V	10	} Hor.* 91¼
			S	194.76	S	1	

Call Sign and Channel	Area	Location of Transmitter	Frequencies		Power (kW.e.r.p.) and Polarisation		Hours of Service per Week (to nearest Quarter Hour)	
			(MHz)		V-Vision	S-Sound		V-Vision
WESTERN AUSTRALIA—continued								
ABCNW-7	Carnarvon	Robinson Street, adjacent to Long Line Equipment Building	V	182.25	V	0.1	} Hor.	91¼
			S	187.75	S	0.01		
ABDW-10	Dampier	Radio Telephone Site, Kangaroo Hill, 1.6 km E of town	V	209.25	V	0.02	} Hor.*	91¼
			S	214.75	S	0.002		
ABEW-10	Esperance	Microwave Terminal, Wire- less Hill, 1.6 km S of town	V	209.24	V	1.0	} Hor.*	91¼
			S	214.74	S	0.1		
ABGNW-1	Narrogin	Narrogin Microwave Repeater Site	V	57.24	V	1.0	} Hor.	91¼
			S	62.74	S	0.1		
ABW-7	Mt Newman	TV Hill Newman	V	182.25	V	0.05	} Hor.*	91¼
			S	187.75	S	0.005		
ABGW-6	Geraldton	9.7 km NE of Geraldton	V	175.24	V	10	} Hor.	91¼
			S	180.74	S	1		
ABKAW-7	Karratha	0.8 km S of town	V	182.25	V	0.025	} Hor.	91¼
			S	187.75	S	0.0025		
ABKW-6	Kalgoorlie	6.4 km NW of Kalgoorlie	V	175.25	V	8	} Hor.	91¼
			S	180.75	S	0.8		
ABMW-10	Moora	Quarrell Range 14.4 km E of town	V	209.25	V	10	} Hor.*	91¼
			S	214.75	S	1		
ABNW-7	Norseman	Norseman Microwave Repeater Station	V	182.24	V	0.05	} Hor.*	91¼
			S	187.74	S	0.005		
ABPHW-7	Port Hedland	6.4 km S of Finucane Island	V	182.25	V	0.34	} Hor.	91¼
			S	187.75	S	0.034		
ABRBW-9	Roebourne	Radio Telephone Site on Mt Welcome 0.8 km W of town	V	196.25	V	1.0	} Hor.*	91¼
			S	201.75	S	0.1		
ABSW-5	Bunbury	Mount Lennard	V	102.25	V	100	} Hor.	91¼
			S	107.75	S	10		
ABSBW-9	Southern Cross-Bullfinch	Ghooli Microwave Repeater Station, 17.6 km ESE of Southern Cross	V	196.26	V	1.0	} Hor.*	91¼
			S	201.76	S	0.1		
TASMANIA								
<i>Metropolitan</i>								
ABT-2	Hobart	Mount Wellington	V	64.24	V	100	} Hor.	89¾
			S	69.74	S	10		
TASMANIA								
<i>Country</i>								
ABKT-11	King Island	Gentle Annie Hill	V	216.24	V	2	} Hor.*	89¾
			S	221.74	S	0.2		
ABNT-3	North Eastern Tasmania	Mount Barrow	V	86.20	V	100	} Hor.	89¾
			S	91.70	S	10		
NORTHERN TERRITORY								
ABD-6	Darwin	Blake Street (near Botanic Gardens)	V	175.25	V	10	} Hor.	88¾
			S	180.75	S	1		
ABAD-7†	Alice Springs	Heavitree Gap, approx. 3.2 km SSW of Alice Springs	V	182.25	V	0.025	} Hor.*	48¼
			S	187.75	S	0.0025		
ABKD-7	Katherine	Microwave Site 2.7 km ESE of town	V	182.25	V	0.03	} Hor.*	88¾
			S	187.75	S	0.003		
ABTD-9	Tennant Creek	Microwave Site 3.6 km ENE of town	V	196.25	V	0.1	} Hor.*	88¾
			S	201.75	S	0.01		

† Distances shown are approximate

* e.r.p. in direction of maximum radiation

† Repeater type operation

§ Interim arrangement, power to be reviewed when irrigation area further developed

Commercial Television Translator Stations in Operation on 30 June 1977

<i>Area Served</i>	<i>Location</i>	<i>Call Sign and Area (Parent Station)</i>	<i>Input Channel</i>	<i>Output Channel</i>	<i>Power (watts) and Polarisation</i>	<i>Licensee</i>
AUSTRALIAN CAPITAL TERRITORY						
Tuggeranong	Mount Taylor	CTC Canberra	7	10	100 Vert*	Canberra Television Ltd
NEW SOUTH WALES						
Armidale	Kelly's Plains	NEN Upper Namoi	9	1	5 Hor.	Television New England Ltd
Bateman's Bay-Moruya	Mount Wandera	WIN Illawarra	4	11	50 Hor.	Television Wollongong Transmissions Ltd
Bathurst	Radio Telephone Site Mount Panorama	CBN Central Tablelands	8	11	200 Vert*	Country Television Services Ltd
Bega	Mount Mumbulla	WIN Illawarra	11(via Bateman's Bay-Moruya Translator)	6	100 Hor.	Television Wollongong Transmissions Ltd
Bonalbo	Brown's Hill	RTN Richmond-Tweed	8	5	1 Vert.	Richmond-Tweed TV Ltd
Cobar	Fort Bourke Hill	CWN Central Western Slopes	6 ¹	10	50 Vert.	Country Television Services Ltd
Cooma	Mount Roberts	CTC Canberra	7	10	1 000 Vert.	Canberra Television Ltd
Deniliquin	9.6 km SE of Deniliquin	GMV Goulburn Valley	6	10	1 000 Hor.*	Goulburn-Murray Television Ltd
Glen Innes	Merdon's Hill	NEN Upper Namoi	9	3	5 Hor.	Television New England Ltd
Gloucester	Kia-Ora Look-out 4.0 km N of town	ECN Manning River	8	11	200 Hor.*	Television New England Ltd
Goulburn	Mount Gray	CTC Canberra	7	10	50 Vert.	Canberra Television Ltd
Inverell	'Hillview'—2.4 km ENE of Inverell	NEN Upper Namoi	9	10	10 Hor.	Television New England Ltd
Kandos-Rylstone	Mount Cumber Melon	CBN Central Tablelands	8	10	5 Vert.	Country Television Services Ltd
Kyogle	Geneva Hill	RTN Richmond-Tweed	8	5	1 Vert.	Richmond-Tweed TV Ltd
Lithgow	Reservoir Hill	CBN Central Tablelands	8	6 modified —1 000 kHz	5 Vert.	Country Television Services Ltd
Mudgee	3.2 km SW of Mudgee	CWN Central Western Slopes	6	9	1 Vert.	Country Television Services Ltd
Murwillumbah	May's Hill	RTN Richmond-Tweed	8	5	5 Hor.	Richmond-Tweed TV Ltd

<i>Area Served</i>	<i>Location</i>	<i>Call Sign and Area (Parent Station)</i>	<i>Input Channel</i>	<i>Output Channel</i>	<i>Power (watts) and Polarisation</i>	<i>Licensee</i>
NEW SOUTH WALES— <i>continued</i>						
Portland-Wallerawang	Garland's Hill, 6.0 km SSW of Portland	CBN Central Tablelands	8	4	50 Hor.	Country Television Services Ltd
Upper Hunter	'The Lookout' 10.4 km WNW of Aberdeen	NBN Newcastle- Hunter River	3	10	100 Hor.	Newcastle Broad- casting and Tele- vision Corporation Ltd
Walcha	Clive Blake's Hill	NEN Upper Namoi	9	1	5 Hor.	Television New England Ltd
Wollongong	Broker's Nose	WIN Illawarra	4 ²	3	200 Hor.	Television Wollon- gong Transmissions Ltd
VICTORIA						
Alexandra	Burgess Road, near Yarck	GMV Goulburn Valley	6	10	50 Hor.	Goulburn-Murray Television Ltd
Bright	Eagle Peak	AMV Upper Murray	4	11	2.5 Hor.	Riverina & North East Victoria TV Ltd
Corryong- Khancoban	Mt Elliot	AMV Upper Murray	4	10	100 Hor.*	Riverina & North East Victoria TV Ltd
Eildon	Near Wight- man's Hill	GMV Goulburn Valley	10 (via Alex- andra Trans- lator)	3	5 Hor.	Goulburn-Murray Television Ltd
Myrtleford	Tower Hill	AMV Upper Murray	4 ³	9	10 Hor.	Riverina & North East Victoria TV Ltd
Nhill	Mount Lawloit	BTV Ballarat	6 ⁴	7	500 Vert.	Ballarat and Wes- tern Victoria Television Ltd
Portland	Mount Clay	BTV Ballarat	6	11	500 Hor.	Ballarat and Wes- tern Victoria Television Ltd
Swan Hill	Goschen	BCV Bendigo	8 ⁵	11	1 000 Vert.	Victorian Broad- casting Network Ltd
Warrnambool- Port Fairy	Tower Hill	BTV Ballarat	6	9	500 Vert.	Ballarat and Wes- tern Victoria Television Ltd
QUEENSLAND						
Blackwater Bluff	Cutlers Hill	RTQ Rockhampton	7	10	5 Hor.	Utah Development Company
Bowen	Seacom Site— Sprole Castle	TNQ Townsville	7 ⁶	1	100 Hor.	Telecasters North Queensland Ltd
Cardstone Village	3.2 km E of Cardstone Village	TNQ Townsville	7	5	1 Vert.	Northern Electric Authority of Queensland
Collinsville	0.8 km ESE of Mount Devlin Trig	MVQ Mackay	6	11	5 Hor.	Mackay Television Ltd
Cracow	Golden Plateau	RTQ Rockhampton	7	5	1 Hor.	Banana Shire Council
Dysart	Denham Range	MVQ Mackay	11 (via Moran- bah- Goony- ella Tran- lator)	6	250 Vert.*	Utah Development Company

<i>Area Served</i>	<i>Location</i>	<i>Call Sign and Area (Parent Station)</i>	<i>Input Channel</i>	<i>Output Channel</i>	<i>Power (watts) and Polarisation</i>	<i>Licensee</i>
QUEENSLAND—continued						
Gladstone	Maunalor Hill	RTQ Rockhampton	7	10	10 Hor.	Rockhampton Television Ltd
Gunpowder	Gunpowder Plateau	ITQ Mt Isa	87	10	10 Hor.	Gunpowder Copper Ltd
Gympie	Seacom Site— Black Mountain	SEQ Wide Bay	8	1	500 Vert.	Wide Bay-Burnett Television Ltd
Monto	Mulgildie Plateau	SEQ Wide Bay	8	5	100 Vert.	Wide Bay-Burnett Television Ltd
Moranbah- Goonyella	Carborough Range (Southern end)	MVQ Mackay	8 (via Nebo Trans- lator)	11	2 000 Hor.*	Utah Development Company
Nambour	Dulong Lookout 5 km W of Nambour	SEQ Wide Bay	1 (via Black Mt. Trans- lator)	10	3 000 Hor.*	Wide Bay-Burnett Television Ltd
Nebo	Smith's Hill (6.4 km N of Nebo)	MVQ Mackay	6	8	100 Hor.*	Utah Development Company
Toowoomba	Picnic Point	DDQ Darling Downs	10	5A	900 Hor.	Darling Downs TV Ltd
Townsville	Seacom Site— Yarrowonga	TNQ Townsville	7	5A	25 Hor.*	Telecasters North Queensland Ltd
SOUTH AUSTRALIA						
Cowell	Mt Olinthus	GTS Spencer Gulf North	4	8	50 Vert.	Spencer Gulf Telecasters Ltd
Port Lincoln	Borthwicks Hill	GTS Spencer Gulf North	8 (via Cow- ell Trans- lator)	5	50 Hor.	Spencer Gulf Telecasters Ltd
WESTERN AUSTRALIA						
Albany	Mt Clarence	GSW Southern Agricultural	9	10	50 Vert.§	South Western Telecasters Ltd
Kambalda	Red Hill	VEW Kalgoorlie	8	3	5 Hor.	Mid-Western Television Pty Ltd
TASMANIA						
Burnie	Round Hill	TNT North Eastern Tasmania	9 ⁸ (via UHF Link)	10	500 Vert*	Northern Television (TNT 9) Pty Ltd
Derby	1.6 km NW of Derby	TNT North Eastern Tasmania	9	11	0.2 Hor.	Northern Television (TNT 9) Pty Ltd
Lileah (Circular Head)	Near O'Connor's Trig, Lileah- Alcomie Area	TNT North Eastern Tasmania	9 ⁸ (via UHF Link)	6	2 000 Vert*	Northern Television (TNT 9) Pty Ltd
Maydena	Abbott's Lookout	TVT Hobart	6	8	1 Hor.	Tasmanian Tele- vision Ltd
Queenstown- Zeehan	Mount Owen	TVT Hobart	6	8	50 Hor.	Tasmanian Tele- vision Ltd
Rosebery- Renison Bell	Mount Read	TVT Hobart	8 (via Queens- town Trans- lator)	10	5 Hor.	Tasmanian Tele- vision Ltd

<i>Area Served</i>	<i>Location</i>	<i>Call Sign and Area (Parent Station)</i>	<i>Input Channel</i>	<i>Output Channel</i>	<i>Power (watts) and Polarisation</i>	<i>Licensee</i>
TASMANIA—continued						
Savage River- Luina	Mount Cleveland	TNT North Eastern Tasmania	10 (via Waratah Trans- lator) 9 ⁸ (via UHF Link)	7	5 Hor.	Northern Television (TNT 9) Pty Ltd
Smithton	Microwave Site Tier Hill	TNT North Eastern Tasmania	9 ⁸ (via UHF Link)	11	100 Vert*	Northern Television (TNT 9) Pty Ltd
South Launceston	Juliana Street	TNT North Eastern Tasmania	9	11	1 Hor.	Northern Television (TNT 9) Pty Ltd
St Mary's- Fingal Valley	South Sister Hill	TNT North Eastern Tasmania	9	11	50 Vert.	Northern Television (TNT 9) Pty Ltd
Stanley	The Nut	TNT North Eastern Tasmania	9	6	50 Vert.	Northern Television (TNT 9) Pty Ltd
Strathgordon	Twelvetrees Range, near Strathgordon	TVT Hobart	6	8	10 Hor.	Tasmanian Tele- vision Ltd
Swansea- Bicheno	0.8 km S of Bicheno	TVT Hobart	6	8	50 Hor.	Tasmanian Tele- vision Ltd
Taroona	White Rock Point	TVT Hobart	6	8	50 Hor.	Tasmanian Tele- vision Ltd
Waratah	Companion Hill	TNT North Eastern Tasmania	9	10	5 Hor.	Northern Television (TNT 9) Pty Ltd
Wynyard	Table Cape	TNT North Eastern Tasmania	9 ⁸ (via UHF Link)	5A	1 000 Vert*	Northern Television (TNT 9) Pty Ltd

† Distances shown are approximate

* e.r.p. in direction of maximum radiation

§ e.r.p., omnidirectional

1 Via microwave—intermediate repeater stations at Hermidale and Mount Poppy

2 Via VHF-UHF Translator at WIN Studios

3 Via UHF relay at Mount Stanley

4 Via UHF relay at Mount Arapiles

5 Via UHF relay at Gredgwin

6 Via UHF relays at Dick's Rise and Main Creek

7 Via UHF relay at ATC microwave site 4141

8 Via UHF relay at Sisters Hills as a temporary arrangement

National Television Translator Stations in Operation on
30 June 1977

<i>Area Served</i>	<i>Location†</i>	<i>Call Sign and Area (Parent Station)</i>	<i>Input Channel</i>	<i>Output Channel</i>	<i>Power (watts) and Polarisation</i>
NEW SOUTH WALES					
Armidale	Kelly's Plains	ABUN Upper Namoi	7	4	5 Hor.
Bateman's Bay-Moruya	Mount Wandera	ABWN Illawarra	5A	9	50 Hor.
Bathurst	Mount Panorama	ABCN Central Tablelands	1	6	200 Vert*
Bonalbo	Brown's Hill	ABRN Richmond-Tweed	6	3	1 Vert.
Bourke-Brewarrina	Mount Oxley	ABN Sydney	2 ¹	4	1 000 Hor.
Cobar	Fort Bourke Hill	ABN Sydney	2 ¹	2	10 Vert.
Cooma	Nanny Goat Hill	ABS Bega-Cooma	8	0	5 Mixed
Deniliquin	4.8 km ENE of Deniliquin	ABGN Griffith	7 ²	9	1 000 Vert.§
Eden	Bimmil Trig	ABS Bega-Cooma	8	1	50 Hor*
Glen Innes	Merdon's Hill	ABUN Upper Namoi	7	0	5 Hor.
Gloucester	Kia-Ora Lookout	ABTN Manning River	1	6	200 Hor.*
Goulburn	4.0 km N of town Mount Gray	ABC Canberra	3	0	50 Vert.
Hay	15.3 km ENE of town	ABGN Murrumbidgee Irrigation	7	10	2 500 Hor,*
Inverell	'Hillview', 2.4 km ENE of Inverell	ABUN Upper Namoi	7	2	5 Hor.
Jerilderie	5.6 km W of Jerilderie	ABGN Griffith	7 ²	11	5 000 Hor.*
Kandos-Rylstone	Mount Cumber- Melon	ABCN Central Tablelands	1	0	5 Vert.
Kyogle	Geneva Hill	ABRN Richmond-Tweed	6	3	1 Vert.
Lithgow	Reservoir Hill	ABCN Central Tablelands	1	5	5 Vert.
Menindee	6.6 km N of Menindee	ABL Broken Hill	2 ⁹	9	100 Vert*
Mudgee	3.2 km SW of Mudgee	ABQN Central Western Slopes	5	11	1 Vert.
Nyngan	Nyngan	ABN Sydney	2 ¹	3	5 Vert.
Portland-Wallerawang	Garland's Hill, 6.0 km SSW of Portland	ABCN Central Tablelands	1	0	50 Hor.
Upper Hunter	The 'Lookout', 10.4 km WNW of Aberdeen	ABHN Newcastle- Hunter River	5	2	100 Hor.
Walcha	Clive Blake's Hill	ABUN Upper Namoi	7	5	5 Hor.

<i>Area Served</i>	<i>Location†</i>	<i>Call Sign and Area (Parent Station)</i>	<i>Input Channel</i>	<i>Output Channel</i>	<i>Power (watts) and Polarisation</i>
VICTORIA					
Alexandra	Burgess Road near Yarck	ABGV Goulburn Valley	3	5A	50 Hor.
Corryong/Khancoban	Mt Elliot	ABAV Upper Murray	1	9	100 Hor.*
Eildon	Near Wightman's Hill	ABGV Goulburn Valley	5A (via Alexandra Translator)	1	1.25 Hor.
Myrtleford	Tower Hill	ABGV Goulburn Valley	3 ³	2	25 Hor.
Nhill	Mount Lawloit	ABRV Ballarat	3 ⁴	9	500 Vert.
Orbost	Mount Raymond	ABL La Trobe Valley	4	2	20 Vert.
Portland	Mount Clay	ABRV Ballarat	2 (via Warr- nambool Translator)	4	500 Hor.
Warrnambool-Port Fairy	Tower Hill	ABRV Ballarat	3	2	500 Vert.
QUEENSLAND					
Blackwater-Bluff	Cutlers Hill	ABRQ Rockhampton	3	8	500 Hor.*
Bowen	Seacom Site- Sprole Castle	ABTQ Townsville	3 (via UHF link)	5A	100 Hor.
Collinsville	0.8 km ESE of Mount Devlin Trig	ABMQ Mackay	4	8	5 Hor.
Gladstone	Maunlor Hill	ABRQ Rockhampton	3	5	10 Hor.
Gympie	Seacom Site-Black Mountain	ABWQ Wide Bay	6	4	500 Vert.
Monto	Mulgildie Plateau	ABWQ Wide Bay	6	1	50 Vert.
Mossman Port Douglas	4 km N of Mossman	ABNQ Cairns	4 (via North Cairns Translator)	8	100 Vert.*
North Cairns	Buchan	ABNQ Cairns	9	4	50 Hor.* 500 Vert.*
Townsville	Seacom Site- Yarrowonga	ABTQ Townsville	3	1	10 Hor.*
Whitsunday Islands/ Shute Harbour	Mt Roper	ABMQ Mackay	4	2	25 Hor.*
SOUTH AUSTRALIA					
Bordertown	Microwave Repeater Station Bordertown	ABS Adelaide	2 ⁵	2	100 ⁶ Vert.
Cowell	Mount Olinthus	ABNS Spencer Gulf North	1	6	50 Vert.
Keith	Microwave Repeater Station Keith	ABS Adelaide	2 ⁵	4	50 Vert.
Port Lincoln	Borthwicks Hill	ABNS Spencer Gulf North	6 (via Cowell Translator)	3	50 Hor.

<i>Area Served</i>	<i>Location†</i>	<i>Call Sign and Area (Parent Station)</i>	<i>Input Channel</i>	<i>Output Channel</i>	<i>Power (watts) and Polarisation</i>
WESTERN AUSTRALIA					
Albany	Mt Clarence	ABAW Southern Agricultural	2	7	50 Vert.§
Kambalda	Red Hill	ABKW Kalgoorlie	6	5	5 Hor.
Katanning	Fairfield Microwave Repeater Station	ABW Perth	2 ⁷	4	50 Vert.
Koolyanobbing	Wundowie Hills 2.4 km S of Koolyanobbing	ABSBW Southern Cross- Bullfinch	9	11	10 Hor.*
Merredin	Radio Telephone Site in Town	ABW Perth	2 ⁷	11	20 Hor.
Mullewa	1.6 km SW of Town	ABGW Geraldton	6	9	10 Hor.
Wagin	Mt Latham Microwave Repeater Station	ABW Perth	2 ⁷	8	1 000 Hor.
Wongan Hills	10 km NW of Wongan Hills	ABMW Moora	10	6	300 Ver.*
TASMANIA					
Burnie	Round Hill	ABNT North Eastern Tasmania	3 ⁸ (via UHF link)	4	500 Vert.*
Lileah (Circular Head Area)	Near O'Connors Trig.	ABNT North Eastern Tasmania	3 ⁸ (via UHF link)	8	2 000 Vert.*
Queenstown-Zeehan	Mount Owen	ABT Hobart	2	4	50 Hor.
Rosebery-Renison Bell	Mount Read	ABT Hobart	4 (via Queens- town Translator)	1	5 Hor.
Savage River-Luina	Mount Cleveland	ABNT North Eastern Tasmania	2 (via Waratah Translator)	4	5 Hor.
Smithton	Tier Hill	ABNT North Eastern Tasmania	3 ⁸ (via UHF link)	4	100 Vert.*
South Launceston	Juliana Street	ABNT North Eastern Tasmania	3	1	1 Hor.
St Mary's-Fingal Valley	South Sister Hill	ABNT North Eastern Tasmania	3	1	50 Vert.
Strahan	Radio Telephone Site at Strahan	ABT Hobart	4 (via Queens- town Translator)	10	1 Hor.
Strathgordon	Twelvetrees Range near Strathgordon	ABT Hobart	2	5	5 Hor.
Swansea-Bicheno	0.8 km S of Bicheno	ABT Hobart	2	4	500 Hor.*
Waratah	Companion Hill	ABNT North Eastern Tasmania	3	2	35 Hor.

<i>Area Served</i>	<i>Location†</i>	<i>Call Sign and Area (Parent Station)</i>	<i>Input Channel</i>	<i>Output Channel</i>	<i>Power (watts) and Polarisation</i>
WESTERN AUSTRALIA— <i>continued</i>					
Wynyard	Table Cape	ABNT North Eastern Tasmania	3 ⁸ (via UHF link)	1	1 000 Vert.*
NORTHERN TERRITORY					
Warrego Mine	11.3 km E of Warrego Mine	ABTD Tennant Creek	9	10	100 Hor.*

† Distances shown are approximate

* e.r.p. in direction of maximum radiation

§ e.r.p. omni-directional

1 Microwave relay from Sydney

2 Via UHF relay at Argoon

3 Via UHF relay at Mount Stanley

4 Via UHF relay at Mount Arapiles

5 Microwave relay from Adelaide

6 Operating at 100 watts, instead of 500 watts initially proposed, pending review of results of recent survey

7 Microwave relay from Perth

8 Via UHF relay at Sisters Hills as a temporary arrangement

9 Via UHF relay at Glen Lyons Hill

Television Repeater Stations in Operation on 30 June 1977

<i>Call Sign</i>	<i>Area Served</i>	<i>Location†</i>	<i>Channel</i>	<i>Power (watts) and Polarisation</i>	<i>Licensee</i>
QUEENSLAND					
WEQR	Weipa	Trundling Point	7	10 Hor.	Commonwealth Aluminium Corp. Ltd
WESTERN AUSTRALIA					
CKWR	Koolan Island	Koolan Township	7	10 Hor.	Dampier Mining Co. Ltd
CKWR	Cockatoo Island	Cockatoo Township	9 (Relays Programs of CKWR Koolan Island)	10 Hor.	Dampier Mining Co. Ltd
HTWR	Mount Tom Price	Mount Tom Price	7	10 Hor.	Hamersley Iron Pty Ltd
HTWR	Mount Nameless	Mount Nameless	9 (Relays Programs of HTWR Mount Tom Price)	10 Hor.	Hamersley Iron Pty Ltd
HTWR	Paraburdoo	4.0 km S of Paraburdoo	11 (Relays Programs of HTWR Mount Tom Price via HTWR Mount Nameless)	25 Hor.	Hamersley Iron Pty Ltd
NEWR	Newman	Newman Township	9	10 Hor.	Mt Newman Mining Co. Pty Ltd
NORTHERN TERRITORY					
GEMR	Groote Eylandt	Alyangula Township	7	10 Hor.	Groote Eylandt Mining Co. Pty Ltd
GOVR	Nhulunbuy	Mt Saunders	11	100 Hor.§	Nhulunbuy Corporation Ltd
GOVR	Yirrkala Mission	Mission Hill	9 (Relays Programs of GOVR Nhulunbuy)	5 Hor.*	Nhulunbuy Corporation Ltd

† Distances shown are approximate

§ e.r.p., omnidirectional

* e.r.p. in direction of maximum radiation

APPENDIX J

Commercial Television Stations
Principal Shareholders in Licensee
Companies

AUSTRALIAN CAPITAL TERRITORY

CANBERRA TELEVISION LTD (CTC)

	50c Stock Units
The Federal Capital Press of Australia Pty Ltd	360 000
Vident Pty Ltd	119 000
R. A. G. Henderson	65 500
Mercantile Mutual Insurance Co. Ltd	30 700
Others	624 800
	<hr/>
Total issued stock units	1 200 000

NEW SOUTH WALES

(Metropolitan)

AMALGAMATED TELEVISION SERVICES PTY LTD (ATN)

	\$2 Shares
John Fairfax & Sons Ltd	1 061 630
Fairfax Corporation Pty Ltd	216 896
Associated Newspapers Ltd	125 000
The Australian Broadcasting Co. Pty Ltd	58 592
Others	32 000
	<hr/>
Total issued shares	1 494 118

TELEVISION CORPORATION LTD (TCN)

	50c Ordinary Stock Units
Consolidated Press Holdings Ltd	44 268 965
Others	11 490 715
	<hr/>
Total stock units	55 759 680

UNITED TELECASTERS SYDNEY LTD (TEN)

	50c Shares
Amalgamated Wireless (A'asia) Ltd	2 355 733
CSR Ltd	1 333 333
Email Ltd	1 333 333
Radio 2UE Sydney Pty Ltd	1 133 280
Others	5 844 321
	<hr/>
Total issued shares	12 000 000

(COUNTRY)

BROKEN HILL TELEVISION LTD (BKN)

	50c Shares
Spencer Gulf Telecasters Ltd	170 146
Broken Hill Theatres Pty Ltd	14 000
Transific International Co Pty Ltd	6 199
Others	9 655
	<hr/>
Total issued shares	200 000

COUNTRY TELEVISION SERVICES LTD (CBN)

	50c Stock Units
Email Ltd	249 040
Bank of New South Wales Nominees Pty Ltd	92 923
Western Newspapers Ltd	92 922
The Mutual Life and Citizens Assurance Co. Ltd	84 150
Others	1 339 435
	<hr/>
Total issued stock units	1 858 470

COUNTRY TELEVISION SERVICES LTD (CWN)

See CBN

TELEVISION NEW ENGLAND LTD (ECN)

	40c Shares
Broadcast Amalgamated Ltd	427 790
Balerf Ltd	206 575
Tamworth Newspaper Co. Ltd	82 500
Radio 2UE Sydney Pty Ltd	80 000
Others	853 138
	<hr/>
Total issued shares	1 650 000

MURRUMBIDGEE TELEVISION LTD (MTN)

	50c Stock Units
Henry Jones Investments Ltd	654 199
Metropolitan Investments Pty Ltd	50 000
Others	395 801
	<hr/>
Total issued stock units	1 100 000

NEWCASTLE BROADCASTING AND TELEVISION
CORPORATION LTD (NBN)

	50c Shares
Radio 2UE Sydney Pty Ltd	504 517
Telecommunication Securities Pty Ltd	499 267
Bank of New South Wales Nominees Pty Ltd	418 120
Wales Nominees (Canberra) Pty Ltd	324 000
United Broadcasting Co. Pty Ltd	246 000
R. H. and M. Properties Pty Ltd	168 750
Others	1 214 346
	<hr/>
Total issued shares	3 375 000

TELEVISION NEW ENGLAND LTD (NEN)

See ECN

NORTHERN RIVERS TELEVISION LTD (NRN)

	50c Shares
Richmond River Broadcasters Pty Ltd	263 180
Northern Star Ltd	112 600
Radio 2UE Sydney Pty Ltd	87 340
Tweed Radio and Broadcasting Co. Pty Ltd	68 480
Daily Examiner Pty Ltd	60 800
Others	1 407 428
	<hr/>
Total issued shares	1 999 828

RICHMOND-TWEED TV LTD (RTN)

	25c Shares
Northern Rivers Television Ltd	1 399 800
Total issued shares	1 399 800

RIVERINA & NORTH EAST VICTORIA TV LTD (RVN)

	30c Shares
Elwood Pty Ltd	647 701
Estate E. V. Roberts	200 000
R. H. & M. Properties Pty Ltd	149 000
Border Morning Mail Pty Ltd	61 954
Others	641 345
Total issued shares	1 700 000

TELEVISION WOLLONGONG TRANSMISSIONS LTD (WIN)

	\$1 Stock Units
Media Securities Ltd	732 850
L. V. W. Maynes	20 000
Others	247 150
Total issued stock units	1 000 000

VICTORIA
(Metropolitan)

AUSTARAMA TELEVISION PTY LTD (ATV)

	\$2 Shares
Ansett Transport Industries Ltd	2 500 000
Total issued shares	2 500 000

GENERAL TELEVISION CORPORATION PTY LTD (GTV)

	\$2 Shares
Television Commercials Pty Ltd	802 771
Consolidated Press Holdings Pty Ltd	141 629
Greater Union Organisation Pty Ltd	67 600
Total issued shares	1 012 000

HERALD-SUN TV PTY LTD (HSV)

	\$2 Shares
The Herald and Weekly Times Ltd	637 505
Associated Newspapers Ltd (England)	112 500
Total issued shares	750 005

(Country)

RIVERINA & NORTH EAST VICTORIA TV LTD (AMV)

See RVN

VICTORIAN BROADCASTING NETWORK LTD (BCV)

	50c Shares
Team Media Investments Pty Ltd	348 564
Messrs Hutchinson, Hutchins & Petley as Trustees for Estate H. M. Schutt	192 400
D. F. Syme	122 000
Others	2 058 776
Total issued shares	2 721 740

BALLARAT AND WESTERN VICTORIA TELEVISION LTD (BTV)

	50c Shares
Associated Broadcasting Services Ltd	706 482
Ballarat Broadcasters Pty Ltd	282 877
Ballarat Courier Pty Ltd	278 265
Others	832 361
	<hr/>
Total issued shares	2 099 985

VICTORIAN BROADCASTING NETWORK LTD (GLV)

See BCV

GOULBURN-MURRAY TELEVISION LTD (GMV)

	50c Shares
Associated Broadcasting Services Ltd	1 200 000
	<hr/>
Total issued shares	1 200 000

SUNRAYSIA TELEVISION LTD (STV)

	50c Shares
Sunraysia Broadcasters Pty Ltd	60 700
Elliott Newspaper Group Pty Ltd	41 000
Victorian Broadcasting Network Ltd	35 000
Electronic Industries Ltd	34 000
Sunraysia Publishing Co. Pty Ltd	32 000
Others	497 300
	<hr/>
Total issued shares	700 000

QUEENSLAND
(Metropolitan)
BRISBANE TV LTD (BTQ)

	50c Ordinary Shares	50c Cumulative Redeemable Preference Shares
Colonial Mutual Life Assurance Society Ltd	—	800 000
Queensland Newspapers Pty Ltd	240 000	—
Telegraph Investment Co. Pty Ltd	163 000	—
Associated Newspapers Ltd (England)	100 000	—
Amalgamated Wireless (Australasia) Ltd	60 000	—
Commonwealth Broadcasting Corporation (Queensland) Pty Ltd	50 000	—
Television Corporation Ltd	48 400	—
The Herald and Weekly Times Ltd	40 000	—
Others	748 600	—
	<hr/>	<hr/>
Total issued shares	1 450 000	800 000

QUEENSLAND TELEVISION LTD (QTQ)

	25c Stock Units
Fairfax Publications Pty Ltd	760 200
Amalgamated Television Services Pty Ltd	751 200
Fairfax Corporation Pty Ltd	750 600
National Broadcasting Co. Inc. (USA)	454 500
Interstate Television Holdings Pty Ltd	450 000
P.M.S. Investments Pty Ltd	404 100
Others	970 200
	<hr/>
Total issued stock units	4 540 800

UNIVERSAL TELECASTERS QLD LTD (TVQ)

Ansett Transport Industries Ltd	50c Shares 2 000 000
Total issued shares	<u>2 000 000</u>

(Country)
DARLING DOWNS TV LTD (DDQ)

The Australian Broadcasting Co. Pty Ltd	50c Shares 199 600
Tasmanian Television Ltd	60 000
PNQ Investments Pty Ltd	52 000
Universal Telecasters Qld Ltd	50 000
Others	1 038 400
Total issued shares	<u>1 400 000</u>

FAR NORTHERN TELEVISION LTD (FNQ)

Telecasters North Queensland Ltd	50c Shares 1 000 000
Total issued shares	<u>1 000 000</u>

MOUNT ISA TELEVISION PTY LTD (ITQ)

Fotheringham Investments Pty Ltd	\$1 Shares 73 920
Mount Isa Mines Ltd	21 000
Samuel Allen and Sons Ltd	6 860
News Ltd	6 860
Telecasters North Queensland Ltd	6 860
Tropicaire Theatres Pty Ltd	6 860
W. T. Hammond	6 820
P. W. McGee	6 820
Others	4 000
Total issued shares	<u>140 000</u>

MACKAY TELEVISION LTD (MVQ)

Mackay Theatres (Estate John Taylor)	50c Shares 79 196
Tingalpa Hotel Pty Ltd	62 000
Buss and Turner Pty Ltd	47 000
Telecasters North Queensland Ltd	32 000
Mackay Printing and Publishing Co. Pty Ltd	30 000
Others	389 804
Total issued shares	<u>640 000</u>

ROCKHAMPTON TELEVISION LTD (RTQ)

Mackay Television Ltd	50c Shares 70 000
Capricornia Newspapers Pty Ltd	70 000
Joseph Camilleri & Formosa Pty Ltd	67 480
Rockhampton Broadcasting Co. Pty Ltd	56 000
Others	1 136 520
Total issued shares	<u>1 400 000</u>

DARLING DOWNS TV LTD (SDQ)
See DDQ

WIDE BAY-BURNETT TELEVISION LTD (SEQ)

	50c Shares
Bundaberg Broadcasters Pty Ltd	54 000
Australian Broadcasting Co. Pty Ltd	24 000
Others	522 000
Total issued shares	<u>600 000</u>

TELECASTERS NORTH QUEENSLAND LTD (TNQ)

	50c Shares
Ayr Broadcasters Pty Ltd	100 100
The North Queensland Newspaper Co. Ltd	78 957
Labor Investments Pty Ltd	57 416
Samuel Allen and Sons Ltd	40 240
Amalgamated Wireless (Australasia) Ltd	38 245
Others	489 956
Total issued shares	<u>804 914</u>

SOUTH AUSTRALIA
(Metropolitan)
TELEVISION BROADCASTERS LTD (ADS)

	50c Shares
Advertiser Newspapers Ltd	920 000
Associated Newspapers Ltd (England)	375 000
Midlands Broadcasting Services Ltd	300 000
SKA Holdings Pty Ltd	300 000
Australian Broadcasting Co. Pty Ltd	74 700
Others	1 030 300
Total issued shares	<u>3 000 000</u>

SOUTHERN TELEVISION CORPORATION LTD (NWS)

	50c Shares
News Ltd	1 150 000
Total issued shares	<u>1 150 000</u>

SOUTH AUSTRALIAN TELECASTERS LTD (SAS)

	50c Shares
TVW Enterprises Ltd	4 000 000
Total issued shares	<u>4 000 000</u>

(Country)
SPENCER GULF TELECASTERS LTD (GTS)

	50c Shares
J. M. Sturrock Pty Ltd	382 443
BHP Nominees Pty Ltd	55 000
J. A. Calvert-Jones	33 250
Community Television Pty Ltd	33 203
Amalgamated Wireless (Australasia) Ltd	33 000
Others	239 504
Total issued shares	<u>775 400</u>

RIVERLAND TELEVISION PTY LTD (RTS)

	\$1 Shares
Group Broadcasting Services Pty Ltd	23 550
Riverview Investments Pty Ltd	10 000
C. A. Setterberg	7 000
W. G. Taylor	7 000
Others	83 450
	<hr/>
Total issued shares	131 000

SOUTH EAST TELECASTERS LTD (SES)

	50c Shares
Scott's Agencies Pty Ltd	180 454
G. A. Warner	60 000
Community Television Pty Ltd	30 400
B.T.V. Pty Ltd	20 000
Estate Late Sir Arthur Warner	18 000
Others	290 646
	<hr/>
Total issued shares	599 500

WESTERN AUSTRALIA
(Metropolitan)

SWAN TELEVISION AND RADIO
BROADCASTERS LTD (STW)

	50c Shares
Derwent Securities Pty Ltd	389 250
Chesham Securities Pty Ltd	332 813
Cavan Pty Ltd	180 984
Dominion Investments Pty Ltd	171 421
Saranna Pty Ltd	167 293
Inheritance Pty Ltd	144 411
Q.B.E. Insurance Ltd	119 999
Broadway Investments Pty Ltd	96 075
Others	1 997 754
	<hr/>
Total issued shares	3 600 000

TVW ENTERPRISES LTD (TVW)

	50c Shares
The Mutual Life and Citizens Assurance Co. Ltd	359 160
Tasmanian Television Ltd	300 148
Goulburn-Murray Television Ltd	288 000
National Mutual Life Association of Australasia Ltd	255 408
Others	6 035 021
	<hr/>
Total issued shares	7 237 737

WESTERN AUSTRALIA
(Country)

SOUTH WESTERN TELECASTERS LTD (BTW)

	50c Shares
Westinvest Pty Ltd	234 700
Paulla Investments Pty Ltd	117 850
Vetlabs Pty Ltd	117 850
The Swan Brewery Co. Ltd	101 700
J. M. Sturrock Pty Ltd	66 000
Forrest Drive-In Theatres Pty Ltd	60 000
Others	957 900
	<hr/>
Total issued shares	1 656 000

SOUTH WESTERN TELECASTERS LTD (GSW)
See BTW

GERALDTON TELECASTERS LTD (GTW)

37 holding 5 000 shares each including
Group Broadcasting Services Pty Ltd

\$1 Shares
5 000

Total issued shares

185 000

MID WESTERN TELEVISION PTY LTD (VEW)

Group Television Services Pty Ltd
O. & I. Patroni
The Swan Brewery Co. Ltd
T. T. Watson
Southern Television Corporation Ltd
Highway Motel (Kalgoorlie) Pty Ltd
Viewway Drive-In Theatre Pty Ltd
Others

Paid to 75c

53 300
6 600
5 000
5 000
4 900
4 450
4 075
19 675

\$1 Shares
Fully Paid

—
—
150
—
—
—
—
3 500

Total shares issued

103 000

3 650

TASMANIA
(Metropolitan)

TASMANIAN TELEVISION LTD (TVT)

Davies Bros Ltd
Robert Nettleford Pty Ltd
The Examiner Newspaper Pty Ltd
Eejesco Holdings Pty Ltd
Associated Broadcasting Services Ltd
Metropolitan Investments Pty Ltd
Northern Television (TNT 9) Pty Ltd
E. G. McRae
Australian Mutual Provident Society
Commercial Broadcasters Pty Ltd
Others

50¢ Shares

257 966
182 156
134 375
95 308
93 750
84 843
80 202
76 250
64 843
62 500
1 116 133

Total issued shares

2 248 326

(Country)

NORTHERN TELEVISION (TNT 9) PTY LTD (TNT)

W. R. Rolph & Sons Pty Ltd

\$2 Shares

183 000

Total issued shares

183 000

NORTHERN TERRITORY

TERRITORY TELEVISION PTY LTD (NTD)

G. J. Lewis
J. H. B. Bell
Suttons Motors (Darwin) Pty Ltd
L. C. Ah Toy
J. C. Hickman
J. B. Lewis
Adelphi Pty Ltd
V. B. Perkins
I. M. Bell
Others

\$1 Shares

35 050
20 000
18 333
17 500
17 188
13 071
12 500
12 500
10 000
30 458
186 600

Total issued shares

186 600

Multiple Shareholding Interests of Newspapers and others in Broadcasting and Television stations

This Appendix lists newspaper companies and other companies or persons which have substantial shareholding interests, directly or indirectly, in two or more licences for commercial broadcasting stations or commercial television stations. The Appendix is divided into four sections:

- I — Capital City Newspapers
- II — Provincial and Country Newspapers
- III — Overseas Newspapers
- IV — Other organisations

(I) CAPITAL CITY NEWSPAPERS

ADVERTISER NEWSPAPERS LTD (The *Advertiser*, Adelaide)

Television

ADS Adelaide.....Holds 920 000 of the 3 000 000 shares in the licensee company. A wholly-owned subsidiary company, Midlands Broadcasting Services Ltd, also holds 300 000 shares in the licensee company.

Broadcasting

5AD Adelaide.....Holds the licence for the station.

5MU Murray Bridge.....Holds 49 per cent of Messenger Holdings Pty Ltd which, through subsidiary companies, controls approximately 14 per cent of Bridge Radio Pty Ltd which company holds all the shares in the licensee company.

5PI Crystal Brook.....Wholly-owned subsidiary companies hold the licences for 5PI and 5SE.

5SE Mount Gambier

(Advertiser Newspapers Ltd also holds 4 044 890 of the 62 359 755 ordinary shares in The Herald and Weekly Times Ltd (see below) and 165 000 of the 11 139 351 ordinary shares in Queensland Press Ltd (see below).)

DAVIES BROS LTD (The *Mercury*, Hobart)

Television

TVT Hobart.....Holds 257 966 of the 2 248 326 shares in the licensee company and, in addition, has a 50 per cent interest in Commercial Broadcasters Pty Ltd which holds 62 500 shares in the licensee company.

TNT North Eastern.....Tasmanian Television Ltd, licensee of TVT (see above), holds 269 996 of the 5 543 044 stock units in Examiner-Northern TV Ltd, which company holds all the shares in the licensee company.
Tasmania Area

Broadcasting

7HO Hobart.....Holds 100 000 of the 200 000 shares in the licensee company.

7EX Launceston.....Tasmanian Television Ltd, licensee of TVT (see above), holds 269 996 of the 5 543 044 stock units in Examiner-Northern TV Ltd which company holds all the shares in W. R. Rolph & Sons Pty Ltd, a subsidiary company of which holds all the shares in the licensee company.

(See below for interests of Tasmanian Television Ltd. In addition, Davies Bros Ltd holds 9 900 of the 62 359 755 ordinary shares in The Herald and Weekly Times Ltd (see below).)

JOHN FAIRFAX LTD (The *Sydney Morning Herald*)

Television

Directly and through subsidiary companies:

CTC Canberra Area.....Holds 360 000 of the 1 200 000 stock units in the licensee company.

ATN Sydney.....Holds 1 403 526 of the 1 494 118 shares in the licensee company.

NBN Newcastle — John Fairfax Ltd has a 45 per cent interest in Newcastle Newspapers Pty Ltd which through a wholly-owned subsidiary company, Newcastle Morning Herald and Miners' Advocate Pty Ltd, holds 324 000 of the 3 375 000 shares in the licensee company.
Hunter River Area

QTQ BrisbaneHolds 1 960 800 of the 4 540 800 stock units in the licensee company. In addition, the licensee of ATN Sydney (see above) holds 751 200 stock units in the licensee company.

Broadcasting

3XY Melbourne.....Holds 3 401 199 of the 6 000 000 shares in David Syme & Co. Ltd which has a 15 per cent interest in the operating company of 3XY.

John Fairfax Ltd, through a wholly-owned subsidiary company, holds 4 165 936 of the 12 672 000 ordinary shares in Macquarie Broadcasting Holdings Ltd, which, through subsidiary companies, has the following interests in broadcasting stations:

2GB Sydney.....Holds all the shares in the licensee company.
2CA CanberraHolds 30 000 ordinary and 1613 preference shares in totals of 30 000 ordinary and 2050 preference shares in the licensee company.

2WL Wollongong.....Holds all the shares in the licensee company.

3AW Melbourne.....Holds all the shares in the licensee company.

4BH BrisbaneHolds 9368 of the 12 500 shares in the licensee company. In addition 4BH Investments Pty Ltd, in which the Macquarie Group holds 84 per cent of the issued shares, holds 2244 shares in the licensee company.

5DN Adelaide.....Holds all the shares in the licensee company.

THE HERALD AND WEEKLY TIMES LTD (The *Herald* and The *Sun*, Melbourne)

Television

HSV Melbourne.....Holds 637 505 of the 750 005 shares in the licensee company.

BTQ BrisbaneHolds 40 000 of the 1 450 000 shares in the licensee company and 4 376 689 of the 11 139 351 shares in Queensland Press Ltd, which through two wholly-owned subsidiary companies, Telegraph Investment Co. Pty Ltd and Queensland Newspapers Pty Ltd holds 403 000 of the shares in the licensee company. In addition, Advertiser Newspapers Ltd (see ADS below) holds 165 000 of the 11 139 351 shares in Queensland Press Ltd.

ADS AdelaideHolds 8 988 380 of the 30 957 372 ordinary shares in Advertiser Newspapers Ltd, which, with its wholly-owned subsidiary company, Midlands Broadcasting Services Ltd holds 1 220 000 of the 3 000 000 shares in the licensee company. The Argus and Australasian Ltd, a wholly-owned subsidiary company, also holds 64 800 shares in Advertiser Newspapers Ltd. In addition, Davies Bros Ltd (see TVT below) holds 24 300 and Telegraph Investment Co. Pty Ltd (see BTQ above) holds 30 000 of the 30 957 372 ordinary shares in Advertiser Newspapers Ltd.

TNT North Eastern Tasmania Area Tasmanian Television Ltd, licensee of TVT (see above) holds 179 998 stock units in Examiner-Northern TV Ltd which holds all the shares in W. R. Rolph & Sons Pty Ltd, a subsidiary of which holds the licence for the station.

TVT Hobart.....Holds 500 683 of the 1 039 920 ordinary shares in Davies Bros Ltd, which holds 257 966 of the 2 248 326 shares in the licensee company. Davies Bros Ltd also has a 50 per cent interest in Commercial Broadcasters Pty Ltd, which holds 62 500 shares in the licensee company. In addition Telegraph Investment Co. Pty Ltd (see BTQ above) holds 64 639 of the 1 039 920 ordinary shares in Davies Bros Ltd.

SAS Adelaide.....TVW Enterprises Ltd, licensee of TVW (see below), holds all the shares in the licensee company.

TVW Perth.....Holds all the 9 216 316 ordinary and all the 100 000 preference shares in West Australian Newspapers Ltd (Publisher of The *West Australian*, Perth) which holds 112 500 of the 7 237 737 shares in the licensee company. In addition, Tasmanian Television Ltd (see above) holds 250 124 shares in the licensee company.

Broadcasting

3DB Melbourne.....Holds the licence for the station.

3GL Geelong.....Holds all the 900 000 shares in Geelong Advertiser (Holdings) Pty Ltd, a subsidiary of which holds all the shares in the licensee company.

3XY Melbourne.....Holds 841 800 ordinary shares in David Syme and Co. Ltd which has a 15 per cent interest in the operating company of 3XY.

4AK Oakey }Holds 4 376 689 of the 11 139 351 shares in Queensland Press Ltd (see below).

4BK Brisbane }

5AD Adelaide }Holds 8 988 380 of the 30 957 372 ordinary shares in Advertiser Newspapers Ltd (licensee of 5AD), subsidiary companies of which hold the licences for 5PI and 5SE. The Argus and Australasian Ltd, a wholly-owned subsidiary company of The Herald and Weekly Times Ltd, also holds 64 800 shares in the licensee company of 5AD. The Herald and Weekly Times Ltd has a further interest in Advertiser Newspapers Ltd through its shareholdings in Davies Bros Ltd and Telegraph Investment Co. Pty Ltd (subsidiary of Queensland Press Ltd) which hold 24 300 and 30 000 shares respectively in Advertiser Newspapers Ltd.

6IX Perth }

6BY Bridgetown }

6WB Katanning }

.....TVW Enterprises Ltd (see above), holds all the shares in the licensee company.

7HO Hobart.....Holds 500 683 of the 1 039 920 ordinary shares in Davies Bros Ltd which has a 50 per cent interest in the licensee company. The Herald and Weekly Times Ltd has a further interest in Davies Bros Ltd through its shareholding in Queensland Press Ltd, a subsidiary company of which Telegraph Investment Co. Pty Ltd holds 64 639 shares.

7EX Launceston.....Tasmanian Television Ltd, licensee of TVT (see above), holds 269 996 stock units in Examiner-Northern TV Ltd which holds all the shares in W.R. Rolph & Sons Pty Ltd, a subsidiary company of which holds all the shares in the licensee company.

(Through its interest in Advertiser Newspapers Ltd (see above) The Herald and Weekly Times Ltd has a minor interest in 5MU. See above for interests of Tasmanian Television Ltd. Queensland Press Ltd (see above), through a wholly-owned subsidiary company, Queensland Newspapers Pty Ltd, holds approximately 41 per cent of the shares in Provincial Newspapers (Qld) Ltd — see Appendix L.)

NEWS LTD (The News, Adelaide), (Daily Telegraph, Sydney)

Television

NEN Upper Namoi.....Holds 33 267 of the 100 000 shares in Tamworth Newspaper Co. Ltd which holds 82 500 Area and of the 1 650 000 shares in the licensee company (see also Appendix L).

ECN Manning River Area

WIN Illawarra.....Media Securities Ltd, a wholly-owned subsidiary of Mirror Newspapers Ltd (The Daily Area Mirror, Sydney), a subsidiary company, holds 732 850 stock units in the licensee company.

ITQ Mt Isa Area.....Holds 6860 of the 140 000 shares in the licensee company.

NWS Adelaide.....Holds all the 1 150 000 shares in the licensee company.

VEW Kalgoorlie.....Southern Television Corporation Ltd, licensee of NWS (see above) holds 4900 of the Area 106 650 shares in the licensee company.

NTD Darwin Area Northern Territory News Services Ltd, a wholly-owned subsidiary company, holds 9150 of the 186 600 shares in the licensee company.

QUEENSLAND PRESS LTD (The Courier-Mail and Telegraph, Brisbane)

Television

BTQ BrisbaneQueensland Newspapers Pty Ltd and Telegraph Investment Co. Pty Ltd, both wholly-owned subsidiary companies, hold 403 000 of the 1 450 000 ordinary shares in the licensee company. In addition holds 588 280 of the 62 359 775 ordinary shares in The Herald and Weekly Times Ltd. Queensland Newspapers Pty Ltd and Telegraph Investment Co. Pty Ltd also hold 2 806 862 and 1 463 826 shares respectively of the ordinary shares in The Herald and Weekly Times Ltd. Telegraph Investment Co. Pty Ltd also holds 64 639 of the 1 039 920 ordinary shares in Davies Bros Ltd.

Broadcasting

4AK Oakey Queensland Newspapers Pty Ltd, a wholly-owned subsidiary company, holds the licences 4BK Brisbane for 4AK and 4BK.

(Telegraph Investment Co. Pty Ltd, a wholly-owned subsidiary company, also holds 30 000 of the 30 957 372 ordinary shares in Advertiser Newspapers Ltd. See above for interests of Advertiser Newspapers Ltd, The Herald and Weekly Times Ltd and Davies Bros Ltd, Queensland Press Ltd, through a wholly-owned subsidiary company, Queensland Newspapers Pty Ltd, also holds approximately 41 per cent of the issued shares in Provincial Newspapers (Qld) Ltd — see Appendix L.)

(II) PROVINCIAL NEWSPAPERS

ELLIOTT NEWSPAPER GROUP PTY LTD (Sunraysia Daily, Mildura and Victorian Provincial newspapers)

Television

STV Mildura AreaHolds 41 000 of the 700 000 shares in the licensee company. In addition, wholly-owned subsidiary companies, Sunraysia Publishing Co. Pty Ltd and Yenom Investment Co. Pty Ltd hold 32 000 and 20 000 shares respectively in the licensee company. Sunraysia Broadcasters Pty Ltd and Wangaratta Chronicle Pty Ltd, in both of which half the issued capital is held by Elliott Newspaper Group Pty Ltd, also hold 60 700 and 2500 shares respectively in the licensee company.

Broadcasting

3MA MilduraHolds the 500 preference shares in the licensee company. There are also 500 ordinary shares in the licensee company.

3NE Wangaratta.....Holds 50 per cent of the shares in Wangaratta Chronicle Pty Ltd, which company holds 4000 of the 110 600 shares in the licensee company.

EXAMINER-NORTHERN TV LTD (The *Examiner*, Launceston)

Television

- TNT North Eastern..... A wholly-owned subsidiary company, Northern Television (TNT 9) Pty Ltd, holds the Tasmania Area licence for the station.
- TVT Hobart..... Three wholly-owned subsidiary companies, The Examiner Newspaper Pty Ltd, 7EX Pty Ltd and Northern Television (TNT 9) Pty Ltd hold 134 375, 42 187 and 80 802 shares respectively of the 2 248 326 shares in the licensee company.

Broadcasting

- 7EX Launceston..... Holds all the shares in W. R. Rolph and Sons Pty Ltd, a subsidiary of which holds all the shares in the licensee company.
- (See below for interests of Tasmanian Television Ltd.)

THE NORTH QUEENSLAND NEWSPAPER CO. LTD (*Daily Bulletin*, Townsville)

Television

- TNQ Townsville..... Holds 78 957 of the 804 914 stock units in the licensee company.
- FNQ Cairns Area..... Telecasters North Queensland Ltd, licensee of TNQ (see above), holds all the shares in the licensee company.
- ITQ Mt Isa Area..... Telecasters North Queensland Ltd, licensee of TNQ (see above), holds 6860 of the 140 000 shares in the licensee company.

NORTHERN STAR HOLDINGS LTD GROUP (*Northern Star*, Lismore, *The Gold Coast Bulletin* and *The Daily News*, Murwillumbah)

Television

- RTN Richmond..... Northern Rivers Television Ltd, licensee of NRN (see below), holds all the shares in the Tweed Area licensee company.
- NRN Grafton..... Holds all of the shares in The Daily Examiner Pty Ltd, which holds 60 800 of the Kempsey Area 1 999 828 shares in the licensee company, and holds 7014 of the 30 105 shares in Central North Coast Newspaper Co. Pty Ltd which holds 20 000 shares in the licensee company. Richmond River Broadcasters Pty Ltd, licensee of 2LM (see below), holds 263 180 shares in the licensee company. In addition, Tweed Radio & Broadcasting Co. Pty Ltd, licensee of 2MW (see below) and Northern Star Ltd hold 68 480 and 112 600 shares respectively in the licensee company.

Broadcasting

- 2LM Lismore..... The licensee company, Richmond River Broadcasters Pty Ltd, is a wholly-owned subsidiary company.
- 2MW Murwillumbah..... Wholly-owned subsidiary companies hold 10 134 of the 34 100 shares in the licensee company.
- 4GG Gold Coast..... A wholly-owned subsidiary company holds 120,776 of the 394 040 shares in the licensee company and in addition Tweed Radio and Broadcasting Company Pty Ltd, licensee of 2MW (see above), holds 19 326 shares in the licensee company.

(III) OVERSEAS NEWSPAPERS

ASSOCIATED NEWSPAPERS LTD GROUP (England)

Television

- HSV Melbourne..... Holds 112 500 of the 750 005 shares in the licensee company.
- BTQ Brisbane..... Holds 100 000 of the 1 450 000 ordinary shares in the licensee company.
- ADS Adelaide..... Holds 375 000 of the 3 000 000 shares in the licensee company.
- (A nominee company, Commercial Nominees Ltd, holds 1 057 125 of the 27 330 000 ordinary shares in News Ltd — see above.)

(IV) OTHER ORGANISATIONS

ADELAIDE CENTRAL METHODIST MISSION INC.

Television

- ADS Adelaide..... Holds 32 000 of the 40 000 shares in 5KA Holdings Ltd which holds 300 000 of the 3 000 000 shares in the licensee company.

Broadcasting

- 5KA Adelaide..... Holds 12 000 of the 15 000 shares in the licensee company.
- 5AU Port Augusta..... Holds 1600 of the 2000 shares in the licensee company.
- 5RM Renmark..... Holds 5821 of the 8176 shares in the licensee company.

AMALGAMATED WIRELESS (A'ASIA) LTD

Television

TEN	Sydney.....	Holds 2 355 733 of the 12 000 000 shares in the licensee company.
BKN	Broken Hill.....	Spencer Gulf Telecasters Ltd, licensee of GTS (see below), holds 170 146 of the 200 000 shares in the licensee company.
NRN	Grafton.....	Holds 40 000 of the 1 999 828 shares in the licensee company.
	Kempsey Area	
RTN	Richmond.....	Northern Rivers Television Ltd, licensee of NRN (see above), holds all the shares in the licensee company.
	Tweed Area	
RVN	South-Western.....	Holds 28 636 of the 1 700 000 shares in the licensee company.
	Slopes and Eastern Riverina Area	
	and AMV Upper-Murray Area	
BTQ	Brisbane.....	Holds 60 000 of the 1 450 000 shares in the licensee company.
DDQ	Darling.....	Holds 34 000 of the 1 400 000 shares in the licensee company.
	Downs Area and	
SDQ	Southern Downs Area	
RTQ	Rockhampton.....	Holds 25 000 of the 1 000 000 shares in the licensee company.
	Area	
TNQ	Townsville.....	Holds 38 245 of the 804 914 shares in the licensee company.
	Area	
FNQ	Cairns Area.....	Telecasters North Queensland Ltd, licensee of TNQ (see above), holds all the shares in the licensee company.
ITQ	Mt Isa Area.....	Telecasters North Queensland Ltd (see above) holds 6860 of the 140 000 shares in the licensee company.
MVQ	Mackay Area.....	Telecasters North Queensland Ltd (see above) holds 32 000 of the 640 000 shares in the licensee company.
GTS	Spencer Gulf.....	Holds 33 000 of the 775 400 shares in the licensee company.
	North Area	
TNT	North Eastern.....	Holds 229 028 of the 5 543 044 stock units in Examiner-Northern TV Ltd, a wholly-owned subsidiary of which Northern Television (TNT 9) Pty Ltd is the licensee company.
	Tasmania Area	
TVT	Hobart.....	Two wholly-owned subsidiary companies of Examiner-Northern TV Ltd (see above), The Examiner Newspaper Pty Ltd and 7EX Pty Ltd hold 134 375 and 42 187 shares respectively of the 2 248 326 shares in the licensee company, Tasmanian Television Ltd. In addition, Northern Television (TNT 9) Pty Ltd, licensee of TNT (see above), holds 80 802 shares.

Broadcasting

2AY	Albury.....	Holds the licences for the stations.
2GF	Grafton	
2GN	Goulburn	
3BO	Bendigo	
4CA	Cairns	
4TO	Townsville	
7LA	Launceston	
2CH	Sydney.....	By agreement with the licensee, conducts the service of the station.
2KA	Katoomba.....	Holds 1000 of the 3643 preference shares in the licensee company. There are also 102 000 ordinary shares in the licensee company.
2LF	Young.....	Transcontinental Broadcasting Corporation Ltd, licensee of 2KA (see above), holds 8556 of the 17 112 shares in the licensee company.
2LT	Lithgow.....	Transcontinental Broadcasting Corporation Ltd (see above) holds 5621 of the 11 242 shares in the licensee company.
2NM	Muswellbrook }	Transcontinental Broadcasting Corporation Ltd (see above) holds 1836 of the 30 220 shares in the licensee company.
2NX	Bolwarra }	
7EX	Launceston.....	Examiner-Northern TV Ltd (see above) holds all the shares in W. R. Rolph and Sons Pty Ltd, a subsidiary of which holds all the shares in the licensee company.

(See below for interests of Tasmanian Television Ltd. In addition, Amalgamated Wireless (A'asia) Ltd holds 60 321 of the 2 721 740 shares in Victorian Broadcasting Network Ltd — see below.)

ANSETT TRANSPORT INDUSTRIES LTD

Television

TEN	Sydney.....	Holds 598 000 of the 12 000 000 shares in the licensee company.
ATV	Melbourne.....	Austarama Television Pty Ltd, the licensee company, is a wholly-owned subsidiary company.
TVQ	Brisbane.....	Universal Telecasters Qld Ltd, the licensee company, is a wholly-owned subsidiary company.
DDQ	Darling.....	TVQ holds 50 000 shares in the licensee company.
	Downs Area	
SDQ	Southern Downs Area	

ASSOCIATED BROADCASTING SERVICES LTD

Television

CTC	Canberra.....	Holds 20 000 of the 1 200 000 stock units in the licensee company.
	Area	
BTV	Ballarat.....	Holds 706 482 of the 2 099 985 shares in the licensee company.
	Area	
GMV	Goulburn.....	Goulburn-Murray Television Ltd, the licensee company, is a wholly-owned subsidiary company.
	Valley Area	
DDQ	Darling.....	Goulburn-Murray Television Ltd holds 30 000 of the 1 400 000 shares in the licensee company. In addition Ballarat and Western Victoria Television Ltd, licensee of BTV and (see above), holds 36 000 shares in the licensee company.
	Downs Area	
	and	
SDQ	Southern Downs Area	
SAS	Adelaide.....	TVW Enterprises Ltd, licensee of TVW (see below), holds all the shares in the licensee company.
TVW	Perth.....	Goulburn-Murray Television Ltd holds 288 000 of the 7 237 737 shares in the licensee company.
TVT	Hobart.....	Holds 93 750 of the 2 248 326 shares in the licensee company, Tasmanian Television Ltd.

Broadcasting

3SR	Shepparton.....	Holds the licences for the stations.
3UL	Warragul	
3YB	Warrnambool	
4BH	Brisbane.....	Holds 203 of the 12 500 shares in the licensee company.
6IX	Perth.....	TVW Enterprises Ltd, licensee of TVW (see above), holds all the shares in the licensee company.
6BY	Bridgetown	
6WB	Katanning	

AUSTRALIAN BROADCASTING CO. PTY LTD

Television

ATN	Sydney.....	Holds 58 592 of the 1 494 118 shares in the licensee company.
BTQ	Brisbane.....	A wholly-owned subsidiary company Commonwealth Broadcasting Corporation (Q'land) Pty Ltd, holds 50 000 of the 1 450 000 ordinary shares in the licensee company.
DDQ	Darling.....	Holds 199 600 of the 1 400 000 shares in the licensee company.
	Downs Area	
	and	
SDQ	Southern Downs Area	
QTQ	Brisbane.....	Amalgamated Television Services Ltd, licensee of ATN (see above), holds 751 200 of the 4 540 800 stock units in the licensee company.
RTQ	Rockhampton.....	Holds 14 000 of the 1 400 000 shares in the licensee company, and in addition Rockhampton Broadcasting Company Pty Ltd, licensee of 4RO (see below), holds 56 000 shares in the licensee company.
	Area	
SEQ	Wide Bay.....	Holds 24 000 of the 600 000 shares in the licensee company.
	Area	
ADS	Adelaide.....	Holds 74 700 of the 3 000 000 shares in the licensee company.

Broadcasting

Through wholly-owned subsidiary companies, Commonwealth Broadcasting Corporation Pty Ltd and Commonwealth Broadcasting Corporation (Q'land) Pty Ltd:

2UW	Sydney.....	Holds the licence for the station.
4BC	Brisbane.....	Holds the licence for the station.
4GR	Toowoomba.....	Holds all the shares in the licensee company.
4MB	Maryborough.....	Holds all the shares in the licensee company.
4RO	Rockhampton.....	Holds all the shares in the licensee company.

- 4SB KingaroyHolds 865 of the 3395 ordinary shares in the licensee company. There are also 2405 preference shares in the licensee company.
- 4ZR Roma.....Holds 984 ordinary and 46 preference of the 9000 ordinary and 1000 preference shares in the licensee company.

AUSTRALIAN CONSOLIDATED PRESS GROUP

Television

- TCN Sydney.....Consolidated Press Holdings Ltd holds 44 268 965 of the 55 759 680 ordinary stock units in the licensee company.
- CBN CentralWestern Newspapers Ltd, in which the Consolidated Press Group holds 320 274 of the 778 901 shares, holds 92 922 of the 1 858 470 stock units in the licensee company.
Tablelands Area and
- CWN Central
Western Slopes Area
- GTV Melbourne.....Television Commercials Pty Ltd, a wholly-owned subsidiary of Television Corporation Ltd, licensee of TCN Sydney (see above) holds 802 771 of the 1 012 000 shares in the licensee company. In addition, Consolidated Press Holdings Ltd holds 141 629 shares in the licensee company.
- BTQ BrisbaneTelevision Corporation Ltd, licensee of TCN Sydney, beneficially owns 48 400 of the 1 450 000 shares in the licensee company. In addition Television Corporation Ltd holds 50 900 of the 1 139 351 shares in Queensland Press Ltd which, through two wholly-owned subsidiary companies holds 403 000 of the shares in the licensee company.

Broadcasting

- 2GO Gosford.....Central Coast Newspapers Pty Ltd, a wholly-owned subsidiary of Television Corporation Ltd, licensee of TCN Sydney (see above), holds 14 000 of the 200 000 shares in the licensee company.
- 2GZ Orange.....A wholly-owned subsidiary company of Country Television Services Ltd licensee of CBN/CWN (see above) holds all the shares in the licensee company.
- 2NZ InverellCountry Broadcasting Services Pty Ltd, licensee of 2GZ (see above) holds all the shares in the licensee company.
- 3AK Melbourne.....Consolidated Press Holdings Ltd holds 44 268 965 of the 55 759 680 ordinary stock units in Television Corporation Ltd, a wholly-owned subsidiary company of which Television Commercials Pty Ltd holds 802 771 of the 1 012 000 shares in General Television Corp. Pty Ltd (see GTV above) which hold the licence for the station. In addition Consolidated Press Holdings Ltd holds 141 629 shares in the licensee company.
- 6AM Northam.....General Television Corporation Pty Ltd, licensee of 3AK (see above) holds all the shares in the licensee company of 6AM, 6PM and 6KG which company holds 51 per cent of the shares in the licensee company of 6GE.
- 6PM Perth
- 6KG Kalgoorlie
- 6GE Geraldton

AYR BROADCASTERS PTY LTD

Television

- TNQ TownsvilleHolds 100 100 of the 804 914 shares in the licensee company.
Area
- FNQ Cairns.....Telecasters North Queensland Ltd, licensee of TNQ (see above), holds all the shares in the licensee company.
Area

Broadcasting

- 4AY Ayr.....Holds the licences for the stations.
- 4GC Charters Towers

BAGHDAD PTY LTD

Broadcasting

The interests which own this company:

- 4LG LongreachOwns all the shares in the licensee company.
- 4LM Mount Isa.....Holds all the 10 002 ordinary shares and 498 of the 4998 preference shares in the licensee company.
- 4IP Ipswich.....Holds all the shares in the licensee company.
- 4WK Warwick.....Holds all the shares in the licensee company.

BROADCAST AMALGAMATED LTD

Television

- NEN UpperHolds 427 790 of the 1 650 000 shares in the licensee company. In addition holds 10 000
Namoi Area
and
ECN ManningHolds all the shares in the licensee company. In addition holds 10 000
River Area
45 000 shares in New England Broadcasters Pty Ltd (see below) which holds
36 500 shares in Manning Valley Broadcasting Pty Ltd, which, through a wholly-owned
subsidiary company, holds 36 500 shares in the licensee company.

Broadcasting

- 2AD Armidale.....Holds 10 000 of the 20 000 shares in the licensee company.
2RE Taree.....Holds all the shares in the licensee company.
2MO Gunnedah.....Holds 9998 of the 10 000 shares in Tamworth Radio Development Co. Pty Ltd, licensee
of 2TM (see below), which company holds 11 876 of the 11 878 shares in the licensee
company.
2TM Tamworth.....Holds 9998 of the 10 000 shares in the licensee company.

BROADCASTING STATION 2SM PTY LTD

Broadcasting

- 2SM Sydney.....Holds the licence for the station.
2KA Katoomba.....Holds 15 300 of the 102 000 ordinary shares in the licensee company. There are also
3643 preference shares in the licensee company.
2KM Kempsey.....Holds 22 500 of the 150 000 ordinary shares in the licensee company. There are also
2085 preference shares in the licensee company.
2LF Young.....Transcontinental Broadcasting Corporation Ltd licensee of 2KA (see above) and Radio
2LT LithgowKempsey Ltd licensee of 2KM (see above) each holds half of the issued shares in the
licensee company.
2NM MuswellbrookHolds 25 691 of the 30 224 ordinary shares in the licensee company. Transcontinental
and
Broadcasting Corporation Ltd (see above) holds 1835 and Radio Kempsey Ltd (see
2NX Bolwarraabove) holds 2697 of the remaining shares.
3XY Melbourne.....Holds 5000 of the 10 000 shares in the operating company.

BROKEN HILL PROPRIETARY CO. LTD

Television

- BKN Broken Hill.....Spencer Gulf Telecasters Ltd, licensee of GTS (see below), holds 170 146 of the 200 000
Area
shares in the licensee company.
GTS Spencer Gulf.....A wholly-owned subsidiary company, B.H.P. Nominess Pty Ltd, holds 55 000 of the
North Area
775 400 shares in the licensee company which holds 170 146 shares in BKN (see
above).

CAMERON BROADCASTING SERVICES PTY LTD

Broadcasting

- 3CV Maryborough.....Holds the licences for the stations.
3SH Swan Hill
3WM Horsham

CAMPLIN BROADCASTERS PTY LTD

Broadcasting

- 2BS BathurstHolds all the shares in the licensee company.
2MG Mudgee.....Holds all the shares in the licensee company.

COUNTRY TELEVISION SERVICES LTD

Television

- CBN CentralHolds the licences for the stations.
Tablelands
Area
and
CWN Central
Western Slopes
Area

Broadcasting

- 2GZ Orange.....A wholly-owned subsidiary company of Country Television Services Ltd, licensee of
CBN/CWN (see above), holds all the shares in the licensee company.
2NZ InverellCountry Broadcasting Services Pty Ltd, licensee of 2GZ (see above), holds all the shares
in the licensee company.

DARLING DOWNS TV LTD

Television

- DDQ Darling Downs.....Holds the licences for the stations.
Area
SDQ Southern Downs
Area

ELWOOD PTY LTD

Television

- RVN South-Western.....Holds 647 701 of the 1 700 000 shares in the licensee company.
Slopes and
Eastern
Riverina Area
AMV Upper Murray
Area

EMAIL LTD

Television

- CBN Central.....Holds 249 040 of the 1 858 470 stock units in the licensee company.
Tablelands
Area
and
CWN Central
Western
Slopes Area
TEN Sydney.....Holds 1 333 333 of the 12 000 000 shares in the licensee company.
Broadcasting
2GZ Orange.....A wholly-owned subsidiary company of Country Television Services Ltd, licensee of
CBN/CWN (see above), holds all the shares in the licensee company.
2NZ Inverell.....Country Broadcasting Services Pty Ltd, licensee of 2GZ (see above), holds all the shares
in the licensee company.

W. B. FREEBODY PTY LTD GROUP

Broadcasting

- 2BS Bathurst.....Holds 65 334 of the 200 000 shares in Camplin Broadcasters Pty Ltd (see above) which
2MG Mudgee holds all the shares in the licensee companies.

FINDLAYS BROADCASTING SERVICES PTY LTD

Broadcasting

- 7AD Devonport.....Holds all the shares in the licensee companies.
7BU Burnie
7SD Scottsdale
7QT Queenstown.....Burnie Broadcasting Service Pty Ltd, licensee of 7BU (see above), holds 670 of the 5100
shares in the licensee company.

THE GREATER UNION ORGANISATION PTY LTD

Television

- GTV Melbourne.....Holds 67 600 of the 1 012 000 shares in the licensee company.
ITQ Mount Isa.....Birch, Carroll & Coyle Ltd in which The Greater Union Organisation Pty Ltd holds
2 355 780 of the 3 215 000 ordinary shares and 58 734 of the 144 000 preference
shares, holds through a wholly-owned subsidiary company 6860 of the 140 000 shares
in the licensee company.
VEW Kalgoorlie.....Highway Motel (Kalgoorlie) Pty Ltd holds 4450 of the 106 650 shares in the licensee
Area company. Viewway Drive-In Theatre Pty Ltd holds 4075 shares in the licensee
company. The Greater Union Organisation Pty Ltd holds 9253 of the 37 752 shares
in the Viewway Drive-In Theatre Pty Ltd and 262 151 of the 1 102 496 shares in
Highway Motels Ltd which holds 39 525 of the 41 025 shares in Highway Motel
(Kalgoorlie) Pty Ltd. In addition, Viewway Drive-In Theatre Pty Ltd holds 73 973
shares in Highway Motels Ltd.

Broadcasting

3AK Melbourne.....General Television Corporation Pty Ltd, licensee of GTV (see above) holds the licence.
6AM Northam.....General Television Corporation Pty Ltd (see above) holds all the shares in the licensee company of 6AM, 6PM and 6KG which company holds 51 per cent of the shares in the licensee company of 6GE.
6PM Perth
6KG Kalgoorlie
6GE Geraldton

GROUP TELEVISION SERVICES PTY LTD

Television

ITQ Mt Isa Area.....Holds 1000 of the 140 000 shares in the licensee company.
RTS Renmark/Holds 1 of the 6 issued shares in Group Broadcasting Services Pty Ltd which company Loxton holds 23 550 of the 131 000 shares in the licensee company. Area
GTW Geraldton.....Group Broadcasting Services Pty Ltd (see above) holds 5000 of the 185 000 shares in the licensee company. Area
VEW Kalgoorlie.....Holds 53 300 of the 106 650 shares in the licensee company. Area

GROVELEIGH PTY LTD

Television

NEN Upper Namoi.....Holds 41 000 of the 1 650 000 shares in the licensee company. In addition holds 16 924 Area of the 99 950 shares in Broadcast Amalgamated Ltd (see above) and 3333 of the and 10 000 shares in 2TM Management Pty Ltd which also holds 10 000 shares in ECN Manning Broadcast Amalgamated Ltd. River Area
(See above for other broadcasting and television interests of Broadcast Amalgamated Ltd.)

HENRY JONES (IXL) LTD

Television

Through subsidiary companies —
MTN Murrumbidgee.....Holds 654 199 of the 1 100 000 shares in the licensee company, Murrumbidgee Television Irrigation Ltd. Area

Broadcasting

2RG Griffith.....Murrumbidgee Television Ltd (see above) holds the licences for the stations.
7HT Hobart
(See below for interests of Murrumbidgee Television Ltd.)

HUNTER BROADCASTERS PTY LTD

Broadcasting

2NM MuswellbrookHolds the licences for the stations.
2NX Bolwarra

LABOR COUNCIL OF NEW SOUTH WALES

Broadcasting

2KY Sydney.....Holds, through trustees, the licence for the station.
2HD Newcastle.....Holds, through trustees, all the 'A' preference shares and 600 of the 3250 'B' preference shares in the licensee company.

LABOR INVESTMENTS PTY LTD

Television

MVQ Mackay AreaHolds 8400 of the 640 000 shares in the licensee company. In addition, Telecasters North Queensland Ltd (see below) holds 32 000 shares in the licensee company.
TNQ TownsvilleHolds 57 416 of the 804 914 shares in the licensee company. Area
FNQ Cairns Area.....Telecasters North Queensland (see below) holds all the shares in the licensee company.
SEQ Wide Bay.....Holds 4920 of the 600 000 shares in the licensee company. Area

McCAULEY FAMILY GROUP

Broadcasting

Through associated companies —

- 2KA Katoomba.....Holds 72 207 ordinary and 675 preference of the 102 000 ordinary and 3 643 preference shares in the licensee company.
- 2KM Kempsey.....Holds 86 481 ordinary and 525 preference of the 150 000 ordinary and 2 085 preference shares in the licensee company.
- 2LF Young.....Transcontinental Broadcasting Corporation Ltd licensee of 2KA (see above) and Radio
2LT Lithgow Kempsey Ltd licensee of 2KM (see above) each hold half the shares in the licensee companies.
- 2NM MuswellbrookTranscontinental Broadcasting Corporation Ltd (see above) holds 1 836 of the 30 220 shares in the licensee company. In addition, Radio Kempsey Ltd (see above) holds 2 697 of the 30 220 shares in the licensee company.

MACQUARIE BROADCASTING HOLDINGS LTD

Broadcasting

Through wholly-owned subsidiary companies:

- 2GB Sydney.....Holds all the shares in the licensee companies.
- 2WL Wollongong
- 2CA CanberraHolds 30 000 ordinary and 1613 preference shares in total of 30 000 ordinary and 2050 preference shares in the licensee company.
- 3AW Melbourne.....Holds all the shares in the licensee company.
- 4BH BrisbaneHolds 9368 of the 12 500 shares in the licensee company. In addition 4BH Investments Pty Ltd, in which the Macquarie group holds 84 per cent of the issued shares, holds 2244 shares in the licensee company.
- 5DN Adelaide.....Holds all the shares in the licensee company.

MURRUMBIDGEE TELEVISION LTD

Television

- MTN Murrumbidgee.....Holds the licence for the station.
Irrigation
Area
- CBN Central.....Beneficially owns 92 923 of the 1 858 470 stock units in the licensee company.
Tablelands
Area
and
- CWN Central
Western Slopes
Area
- 2RG Griffith.....Holds the licences for the stations.
7HT Hobart

Broadcasting

THE MUTUAL LIFE & CITIZENS ASSURANCE CO. LTD

Television

- CBN Central.....Holds 84 150 of the 1 858 470 stock units in the licensee company.
Tablelands
Area
and
- CWN Central
Western Slopes
Area
- TCN Sydney.....Holds 744 500 of the 55 759 680 ordinary stock units in the licensee company. In addition, holds 95 841 of the 1 000 000 seven per cent preference shares in Consolidated Press Holdings Ltd which holds 44 268 965 of the 55 759 680 ordinary stock units in the licensee company.
- ATV Melbourne.....Holds 2 064 232 ordinary shares, 47 750 five per cent preference and 10 050 ten per cent preference shares in totals of 71 128 162 ordinary shares, 322 000 five per cent preference and 202 250 ten per cent preference shares in Ansett Transport Industries Ltd which holds all the shares in the licensee company.
- GTV Melbourne.....Television Commercials Pty Ltd, a wholly-owned subsidiary of Television Corporation Ltd (see above), holds 802 771 of the 1 012 000 shares in the licensee company. Consolidated Press Holdings Ltd (see above) also holds 141 629 shares in the licensee company.
- BTQ BrisbaneHolds 25 000 of the 1 450 000 shares in the licensee company.

TVQ Brisbane.....Ansett Transport Industries Ltd (see above) holds all the shares in the licensee company.
 SAS Adelaide.....TVW Enterprises Ltd, licensee of TVW (see below), holds all the shares in the licensee company.
 TVW Perth.....Holds 359 160 of the 7 237 737 shares in the licensee company.
 STW Perth.....Holds 33 750 of the 3 600 000 shares in the licensee company.

Broadcasting

2GZ Orange.....A wholly-owned subsidiary company of Country Television Services Ltd, licensee of CBN/CWN (see above), holds all the shares in the licensee company.
 2NZ Inverell.....Country Broadcasting Services Pty Ltd, licensee of 2GZ (see above), holds all the shares in the licensee company.
 6IX Perth.....TVW Enterprises Ltd, licensee of TVW (see above), holds all the shares in the licensee company.
 6BY Bridgetown
 6WB Katanning
 6KY Perth.....Swan Television and Radio Broadcasters Ltd, licensee of STW (see above) holds the licence for the station.

(See above for further interests of Consolidated Press Holdings Ltd and Ansett Transport Industries Ltd.)

(In addition, Mutual Life and Citizens Assurance Co. Ltd holds approximately two per cent of the issued capital of News Ltd — see above.)

NATIONAL MUTUAL LIFE ASSOCIATION OF AUSTRALASIA LTD

Television

TCN Sydney.....Holds 305 320 of the 55 759 680 ordinary stock units in the licensee company. In addition, holds 95 091 seven per cent preference shares in Consolidated Press Holdings Ltd which holds 44 268 965 ordinary stock units in the licensee company.
 MTN Murrumbidgee.....Holds approximately 25 per cent of the issued shares in General Management Holdings Irrigation Area (Aust.) Pty Ltd which, through a wholly-owned subsidiary, holds approximately 77 per cent of the issued shares in Henry Jones (IXL) Ltd. Henry Jones (IXL) Ltd, through a wholly-owned subsidiary, holds 654 199 of the 1 100 000 shares in the licensee company.
 GTV Melbourne.....Television Commercials Pty Ltd, a wholly-owned subsidiary of Television Corporation Ltd (see above), holds 802 771 of the 1 012 000 shares in the licensee company. Consolidated Press Holdings Ltd (see above) also holds 141 629 shares in the licensee company.
 BTQ Brisbane.....Television Corporation Ltd, licensee of TCN (see above), holds 48 400 of the 1 450 000 shares in the licensee company.
 SAS Adelaide.....TVW Enterprises Ltd, licensee of TVW (see below), holds all the shares in the licensee company.
 TVW Perth.....Holds 255 408 of the 7 237 737 shares in the licensee company.

(In addition, National Mutual Life Association of Australasia Ltd holds approximately two per cent of the issued capital of News Ltd — see above.)

(See below for further interests of TVW Enterprises Ltd.)

NORTHERN RIVERS TELEVISION LTD

Television

NRN Grafton.....Holds the licence for the station.
 Kempsey Area
 RTN Richmond.....Holds all the shares in the licensee company.
 Tweed Area

PAULLA INVESTMENTS PTY LTD

Television

BTW Bunbury Area.....Holds 117 850 of the 1 656 000 issued shares in the licensee company, South Western and Telecasters Ltd.
 GSW Southern
 Agricultural Area

Broadcasting

6CI Collie.....South Western Telecasters Ltd (see above) holds the licences for the stations.
 6NA Narragin
 6TZ Bunbury

RADIO KEMPSEY LTD

Broadcasting

- 2KM Kempsey.....Holds the licence for the station.
2LF Young.....Holds 8555 of the 17 112 shares in the licensee company.
2LT Lithgow.....Holds 5621 of the 11 242 shares in the licensee company.
2NM Muswellbrook.....Holds 2697 of the 30 220 shares in the licensee company.
2NX Bolwarra

R. H. & M. PROPERTIES PTY LTD

Television

- NBN Newcastle-.....Holds 168 750 of the 3 375 000 shares in the licensee company.
Hunter River
Area
RVN South-Western.....Holds 149 000 of the 1 700 000 shares in the licensee company.
Slopes and
Eastern
Riverina Area
and
AMV Upper-Murray
Area

RIVERINA & NORTH EAST VICTORIA TV LTD

Television

- RVN South-Western.....Holds the licences for the stations.
Slopes and
Eastern
and Riverina Area
AMV Upper-Murray
Area

ESTATE E. V. ROBERTS

Television

- RVN South-Western.....Holds 200 000 of the 1 700 000 shares in the licensee company.
Slopes and
Eastern
Riverina Area
and
AMV Upper-Murray
Area

Broadcasting

- 2WG Wagga.....Holds 27 of the 30 shares in the licensee company.

ESTATE H. M. SCHUTT

Trustees of the estate hold 192 400 of the 2 721 740 shares in Victorian Broadcasting Network Ltd (see below) which has the following interest:

Television

- BCV Bendigo Area.....Holds the licences for the stations.
GLV Latrobe Valley
Area
STV Mildura Area.....Holds 35 000 of the 700 000 shares in the licensee company.
TNT North-Eastern.....Holds 83 160 of the 5 543 044 stock units in Examiner-Northern TV Ltd, a wholly-owned
Tasmania Area subsidiary, of which Northern Television (TNT 9) Pty Ltd is the licensee
company.

Broadcasting

- 3TR Sale.....Holds the licence for 3TR and all the shares in the licensee of 4MK.
4MK Mackay
3NE Wangaratta.....Holds 16 588 of the 110 600 shares in the licensee company.
(See above for further interests of Examiner-Northern TV Ltd.)

6IX RADIO NETWORK PTY LTD

Broadcasting

- 6IX Perth.....Holds the licences for the stations.
6BY Bridgetown
6WB Katanning

SOUTH QUEENSLAND BROADCASTING CORPORATION PTY LTD

Broadcasting

- 4IP Ipswich.....Holds the licences for the stations.
4WK Warwick

SOUTH WESTERN TELECASTERS LTD

Television

- BTW Bunbury AreaHolds the licences for the stations.
GSW Southern
Agricultural
Area

Broadcasting

- 6TZ BunburyHolds the licences for the stations.
6CI Collie
6NA Narrogin

SPENCER GULF TELECASTERS LTD

Television

- BKN Broken Hill.....Holds 170 146 of the 200 000 shares in the licensee company.
Area
GTS Spencer Gulf.....Holds the licence for the station.
North Area

J. M. STURROCK PTY LTD

Television

- BKN Broken Hill.....Spencer Gulf Telecasters Ltd, licensee of GTS (see below), holds 170 146 of the 200 000
Area shares in the licensee company.
GTS Spencer Gulf..... Holds 381 443 of the 775 400 shares in the licensee company.
North Area
BTW Bunbury AreaHolds 66 000 of the 1 656 000 shares in the licensee company.
and
GSW Southern
Agricultural
Area

SWAN BREWERY CO. LTD

Television

- BTW Bunbury AreaHolds 101 700 of the 1 656 000 shares in the licensee company, South Western Telecasters
and Ltd.
GSW Southern
Agricultural
Area
VEW Kalgoorlie AreaHolds 5150 of the 106 650 shares in the licensee company.
NTD Darwin Area Darwin Brewery Pty Ltd, a wholly-owned subsidiary, holds 9158 of the 186 600 shares
in the licensee company.

Broadcasting

- 6CI Collie.....South Western Telecasters Ltd (see above) holds the licences for the stations.
6NA Narrogin
6TZ Bunbury
8DN DarwinHolds 17 150 of the 37 000 shares in the licensee company.
8HA Alice Springs.....Holds 5000 of the 83 000 shares in the licensee company.

TASMANIAN TELEVISION LTD

Television

CTC	Canberra Area	Holds 30 000 of the 1 200 000 stock units in the licensee company.
NEN	Upper Namoi	Holds 41 200 of the 1 650 000 shares in Television New England Ltd, which holds all the shares in the licensee company.
	Area and	
ECN	Manning River Area	
DDQ	Darling	Holds 60 000 of the 1 400 000 shares in the licensee company.
	Downs Area and	
SDQ	Southern Downs Area	
SAS	Adelaide	TVW Enterprises Ltd, licensee of TVW (see below), holds all the shares in the licensee company.
TVW	Perth	Holds 300 148 of the 7 237 737 shares in the licensee company.
TNT	North-	Holds 269 996 of the 5 543 044 stock units in Examiner-Northern TV Ltd a wholly-owned subsidiary company of which Northern Television (TNT 9) Pty Ltd is the licensee.
	Eastern Tasmania Area	
TVT	Hobart	Holds the licence for the station.

Broadcasting

6IX	Perth	TVW Enterprises Ltd licensee of TVW (see above) holds all the shares in the licensee company.
6BY	Bridgetown	
6WB	Katanning	

(See above for interests of Examiner-Northern TV Ltd. In addition Tasmanian Television Ltd holds 138 240 of the 12 672 000 shares in Macquarie Broadcasting Holdings Ltd and 141 000 of the 3 216 498 shares in Associated Broadcasting Services Ltd — see above.)

TEAM MEDIA INVESTMENTS PTY LTD

Television

BCV	Bendigo Area	Holds 348 564 of the 2 721 740 shares in the licensee company, Victorian Broadcasting Network Ltd.
GLV	Latrobe Valley Area	

Broadcasting

3TR	Sale	Victorian Broadcasting Network Ltd (see above) holds the licence for the station.
4MK	Mackay	Victorian Broadcasting Network Ltd (see above) holds all the issued shares in the licensee company.

(See below for other interests of Victorian Broadcasting Network Ltd.)

TELECASTERS NORTH QUEENSLAND LTD

Television

TNQ	Townsville	Holds the licence for the station.
	Area	
MVQ	Mackay Area	Holds 32 000 of the 640 000 shares in the licensee company.
FNQ	Cairns Area	Far Northern Television Ltd, the licensee company, is a wholly-owned subsidiary company.
ITQ	Mount Isa	Holds 6860 of the 140 000 shares in the licensee company.
	Area	

TELEVISION NEW ENGLAND LTD

Television

NEN	Upper Namoi	Holds the licences for the stations.
	Area	
ECN	Manning River Area	

THOMAS NATIONWIDE TRANSPORT LTD

Television

ATV	Melbourne	Holds 16 641 459 of the 71 128 162 ordinary shares in Ansett Transport Industries Ltd which holds all the issued shares in the licensee company.
-----	-----------------	--

TVQ Brisbane.....Ansett Transport Industries Ltd (see above) holds all the shares in the licensee company.
(See above for further interests of Ansett Transport Industries Ltd.)

TRANSCONTINENTAL BROADCASTING CORPORATION LTD

Broadcasting

2KA Katoomba.....Holds the licence for the station.
2LF Young.....Holds 8556 of the 17 112 shares in the licensee company.
2LT Lithgow.....Holds 5621 of the 11 242 shares in the licensee company.
2NM Muswellbrook.....Holds 1836 of the 30 220 shares in the licensee company.
2NX Bolwarra

TRUSTEES OF THE ROMAN CATHOLIC CHURCH FOR THE ARCHDIOCESE OF SYDNEY

Broadcasting

2SM Sydney.....Holds all the 3678 'A' class shares in Broadcasting Station 2SM Pty Ltd the licensee company. There are also 2822 'B' class shares.
2NM Muswellbrook.....Broadcasting Station 2SM Pty Ltd holds 25 691 of the 30 224 shares in the licensee and company.
2NX Bolwarra
3XY Melbourne.....Broadcasting Station 2SM Pty Ltd holds 5000 of the 10 000 shares in the operating company.
(See above for further interests of Broadcasting Station 2SM Pty Ltd).

2TM MANAGEMENT PTY LTD

Broadcasting

2TM Management Pty Ltd holds 10 000 of the 99 950 shares in Broadcast Amalgamated Ltd (see above) and is entitled to appoint three of the five directors of that company.

TVW ENTERPRISES LTD

Television

SAS Adelaide.....Holds all the shares in the licensee company.
TVW Perth.....Holds the licence for the station.

Broadcasting

6IX Perth.....Holds all the shares in the licensee company.
6BY Bridgetown
6WB Katanning

UIG INVESTMENTS PTY LTD

Television

RVN South.....Holds 50 per cent of the issued shares in Elwood Pty Ltd, which holds 647 701 of the Western Slopes and Eastern Riverina Area 1 700 000 shares in the licensee company.
AMV Upper Murray Area

UNITED BROADCASTING CO. PTY LTD

Television

NBN Newcastle- Hunter River Area.....Holds 246 000 of the 3 375 000 shares in the licensee company. In addition holds 24 647 of the 199 000 ordinary shares in the Workers' Cash Order and Finance Co. Ltd which holds 123 750 shares in the licensee company. Radio 2UE Sydney Pty Ltd, licensee of 2UE (see below), holds 504 517 shares in the licensee company.
NRN Grafton- Kempsey Area.....Radio 2UE Sydney Pty Ltd (see below) holds 87 340 of the 1 999 828 shares in the licensee company.
RTN Richmond- Tweed Area.....Northern Rivers Television Ltd, licensee of NRN (see above), holds all the shares in the licensee company.

NEN Upper Namoi.....Radio 2UE Sydney Pty Ltd holds 80 000 of the 1 650 000 shares in the licensee
Area
and
company.

ECN Manning River
Area

TEN Sydney.....Radio 2UE Sydney Pty Ltd holds 1 133 280 of the 12 000 000 shares in the licensee
company.

Broadcasting

2KO Newcastle.....Holds all the shares in the licensee company.

2UE Sydney.....Holds 50 272 of the 136 368 'A' class shares and all the 183 632 'B' class shares in
the licensee company.

VETLABS PTY LTD

Television

BTW Bunbury AreaHolds 117 850 of the 1 656 000 shares in the licensee company, South Western Telecasters
and
Ltd.

GSW Southern
Agricultural
Area

Broadcasting

6CI Collie.....South Western Telecasters Ltd (see above) holds the licences for the stations.

6NA Narrogin

6TZ Bunbury

VICTORIAN BROADCASTING NETWORK LTD

Television

BCV Bendigo AreaHolds the licences for the stations.

GLV Latrobe
Valley Area

STV Mildura AreaHolds 35 000 of the 700 000 shares in the licensee company.

TNT North-.....Holds 83 160 of the 5 543 044 stock units in Examiner-Northern TV Ltd, a wholly-owned
Eastern subsidiary, of which Northern Television (TNT 9) Pty Ltd is the licensee
Tasmania company.
Area

Broadcasting

3TR Sale.....Holds the licence for the station.

4MK MackayHolds all the shares in the licensee company.

3NE Wangaratta.....Holds 16 588 of the 110 600 shares in the licensee company.

(See above for further interests of Examiner-Northern TV Ltd.)

WESTINVEST PTY LTD

Television

BTW Bunbury AreaHolds 234 700 of the 1 656 000 shares in the licensee company, South Western Telecasters

GSW Southern
Agricultural
Area
Ltd.

Broadcasting

6CI Collie.....South Western Telecasters Ltd (see above) holds the licences for the stations.

6NA Narrogin

6TZ Bunbury

Newspaper Shareholding Interests of a Minor Nature in Commercial Broadcasting Stations and Commercial Television Stations

This Appendix lists the newspaper interests in commercial broadcasting stations and commercial television stations which are not shown in Appendix K.

ALBANY ADVERTISER (1932) LTD (*Albany Advertiser*)

Broadcasting

6VA Albany.....Holds 9700 of the 28 000 shares in the licensee company.

ARMIDALE NEWSPAPER CO. LTD (*Armidale Express*)

Television

NEN Upper Namoi.....Holds 10 000 of the 20 000 shares in New England Broadcasters Pty Ltd which holds
Area 45 000 shares in the licensee company.

ECN Manning River
Area

Broadcasting

2AD Armidale.....Holds 10 000 of the 20 000 shares in the licensee company.

BALLARAT COURIER PTY LTD (*The Ballarat Courier*)

Television

BTV Ballarat Area.....Holds 278 265 of the 2 099 985 shares in the licensee company. Ballarat Broadcasters
Pty Ltd, licensee of 3BA Ballarat (see below), a wholly-owned subsidiary company,
holds 282 877 shares in the licensee company.

CTC Canberra Area.....Holds 17 500 of the 1 200 000 shares in licensee company.

Broadcasting

3BA Ballarat.....Holds all the shares in the licensee company.

BORDER MORNING MAIL PTY LTD (*The Border Morning Mail, Albury*)

Television

RVN South-Western.....Holds 61 954 of the 1 700 000 shares in the licensee company.
Slopes and
Eastern Riverina
Area and

AMV Upper Murray Area

THE BUNDABERG NEWSPAPER CO. PTY LTD (*The News-Mail, Bundaberg*)

Television

SEQ Wide Bay Area.....Holds 15 000 of the 600 000 shares in the licensee company.

CENTRAL COAST NEWSPAPERS PTY LTD (*Central Coast Express, Gosford*)

Broadcasting

2GO Gosford.....Holds 14 000 of the 200 000 shares in the licensee company.

CENTRAL NORTH COAST NEWSPAPER CO. PTY LTD (*The Advocate, Coff's Harbour*)

Television

NRN Grafton-Kempsey.....Holds 20 000 of the 1 999 828 shares in the licensee company.
Area

RTN Richmond-Tweed.....Northern Rivers Television Ltd, licensee of NRN (see above), holds all the shares in the
Area licensee company.

THE DAILY EXAMINER PTY LTD (*The Daily Examiner, Grafton*)

Television

- NRN Grafton-KempseyHolds 60 800 of the 1 999 828 shares in the licensee company. The company also holds approximately 23 per cent of the issued capital of Central North Coast Newspaper Co. Pty Ltd which holds 20 000 shares in the licensee company.
- RTN Richmond-Tweed.....Northern Rivers Television Ltd, licensee of NRN (see above), holds all the shares in the licensee company.

GEELONG ADVERTISER PTY LTD (*Geelong Advertiser*)

Broadcasting

- 3GL GeelongHolds all the shares in the licensee company.

GYMPIE TIMES PTY LTD (*The Gympie Times*)

Television

- SEQ Wide Bay AreaHolds 6000 of the 600 000 shares in the licensee company.

Broadcasting

- 4GY Gympie.....Holds 15 000 of the 85 500 ordinary shares in the licensee company.

LAURIE & WATSON (*The Border Watch, Mount Gambier*)

Television

- SES South East.....Holds 11 000 of the 599 500 shares in the licensee company.
(South Australia)
Area

MACLEAY ARGUS PTY LTD (*The Macleay Argus, Kempsey*)

Television

- NRN Grafton-KempseyHolds 26 000 of the 1 999 828 shares in the licensee company.
- RTN Richmond-Tweed.....Northern Rivers Television Ltd, licensee of NRN (see above), holds all the shares in the licensee company.

MARYBOROUGH NEWSPAPER CO. PTY LTD (*Maryborough Chronicle*)

Television

- SEQ Wide Bay AreaHolds 15 000 of the 600 000 shares in the licensee company.

MESSINGER NEWSPAPERS PTY LTD
(Publishers of 12 free weeklies covering Adelaide suburbs)

Broadcasting

- 5MU Murray Bridge.....Holds approximately 90 per cent of the issued shares in Bridge Investments Pty Ltd which holds 20 of the 150 shares in Bridge Radio Pty Ltd which company holds all the shares in the licensee company.

MURRUMBIDGEE IRRIGATOR PTY LTD (*The Murrumbidgee Irrigator, Lecton*)

Television

- MTN Murrumbidgee.....Holds 6596 of the 1 100 000 shares in the licensee company.
Irrigation Area

NEWCASTLE MORNING HERALD AND MINERS' ADVOCATE PTY LTD (*Morning Herald, Newcastle*)

Television

- NBN Newcastle-Hunter.....Holds 324 000 of the 3 375 000 shares in the licensee company.
River Area

PROVINCIAL NEWSPAPERS (QLD) LTD
(Publishers of various Queensland country newspapers)

Television

- RTQ Rockhampton.....Capricornia Newspapers Pty Ltd, a wholly-owned subsidiary company holds 70 000 of the 1 400 000 shares in the licensee company.

DDQ Darling DownsPNQ Investments Pty Ltd and Warwick Newspaper Co. Pty Ltd, wholly-owned subsidiary companies, hold 52 000 and 18 000 shares respectively of the 1 400 000 shares in the licensee company.

SDQ Southern Downs Area

SEQ Wide Bay AreaMaryborough Newspaper Co. Pty Ltd, a wholly-owned subsidiary company, holds 15 000 of the 600 000 shares in the licensee company. In addition, Provincial Newspapers (Qld) Ltd holds 75 per cent of the shares in Provincial Investments Pty Ltd which holds 51 616 of the 98 160 shares in the Bundaberg Newspaper Co. Pty Ltd which holds 15 000 shares in the licensee company.

MVQ Mackay AreaMackay Printing and Publishing Co. Pty Ltd, a wholly-owned subsidiary company, holds 30 000 of the 640 000 shares in the licensee company.

DAVID SYME AND CO. LTD (The *Age*, Melbourne)

Broadcasting

3XY Melbourne.....Has a 15 per cent interest in the operating company of 3XY.

4BH Brisbane4BH Investments Pty Ltd in which David Syme & Co. Ltd holds 16 per cent of the issued shares, holds 2244 of the 12 500 shares in the licensee company.

TAMWORTH NEWSPAPER CO. LTD (The *Northern Daily Leader*)

Television

NEN Upper Namoi.....Holds 82 500 of the 1 650 000 shares in the licensee company.

Area

ECN Manning River Area

WANGARATTA CHRONICLE PTY LTD (*Wangaratta Chronicle Despatch*)

Television

STV Mildura AreaHolds 2500 of the 700 000 shares in the licensee company.

Broadcasting

3NE Wangaratta.....Holds 4000 of the 110 600 shares in the licensee company.

WESTERN NEWSPAPERS LTD (The *Central Western Daily*, Orange)

Television

CBN Central.....Holds 92 922 of the 1 858 470 stock units in the licensee company.

Tablelands Area

CWN Central Western Slopes Area

Broadcasting

2GZ Orange.....A wholly-owned subsidiary of Country Television Services Ltd, licensee of CBN/CWN (see above), holds all the shares in the licensee company.

2NZ Inverell.....Country Broadcasting Services Pty Ltd, licensee of 2GZ (see above), holds all the shares in the licensee company.

Statistical Analysis of Broadcasting Programs

The analysis of broadcasting programs, which is set out in the following tables, is based on a survey conducted by the Board in October 1976.

1. In each case programs of all commercial stations in State capital cities were monitored on a sampling basis for one minute in each ten minutes of transmission between 6.00 a.m. and 10.30 p.m. for a full week. For the purpose of presenting a complete picture of the programs available to listeners, the survey includes the programs of five commercial provincial stations, four representative ABC stations — two AM and one FM in the metropolitan area and one AM country station — one ethnic station, one music broadcasting society station and six other specialised non-commercial stations.

2. The data have been summarised in a number of tables as follows:

Table I—Analysis of Broadcasting Programs by Categories—Metropolitan Stations and Country Stations

Table II—Analysis of Broadcasting Programs by Categories—Metropolitan Stations by Time Periods

Table III—Analysis of Broadcast Advertising by Time Periods—Metropolitan Commercial Stations, Monday to Friday Average

Table IV—Analysis of Broadcast Advertising by Time Periods each day of the week—Metropolitan Commercial Stations

3. *Definition of Categories.* The analysis is based on fifteen program categories, which are set out below, and advertising matter.

Entertainment

Light and Popular Music..... Musical comedy, 'evergreens', items of popular music in general programs, currently popular music presented in hit parade and similar programs.

Incidental Matter..... Matter occurring between major program units, station announcements (excluding time calls), program notes, party calls to adults, and miscellaneous patter

Foreign Language Material..... All spoken material in a foreign language, except advertisements.

Drama..... Plays, serials and other dramatised productions.

Variety..... Talent, quiz, panel and variety programs, including comedy recordings.

The Arts..... Serious music and opera, readings of prose and poetry, literary and art criticism.

News and Sport

News..... News bulletins, programs in newsreel form, time calls, weather, market and traffic reports, train and ship arrival times, warnings of storm, fire, shark and other hazards, police messages, excludes news commentaries.

Sport..... Sporting descriptions, previews and summaries, sporting news, interviews and talks.

Information and Service

Family..... Family activities including programs dealing with cooking, house and garden, hobbies, care of pets, health, physical fitness and other personal matters, shopping guides.

Children..... Programs directed to or presented for children, serials, children's recordings and informative 'scatters'.

Information..... Programs concerning such topics as aspects of science, other lands and peoples, agriculture, industry and other major occupations.

Religious..... Programs originated for, or by, recognised religious bodies.

Social and Political..... Programs concerned with political and economic aspects of modern society, news commentaries, Australian history, national events, festivals and public gatherings.

Charitable..... Charitable activities and publicity.

Educational..... Programs designed as an aid to formal teaching; kindergarten sessions.

Advertisements

Advertisements..... All advertisements except those within shopping guides, includes foreign language advertisements

4. *Definition of Time Periods.* Each day of the week is divided into seven periods as follows:

Breakfast.....	6.00 a.m.— 9.00 a.m.
Morning.....	9.00 a.m.—12.00 noon
Midday.....	12.00 noon— 2.00 p.m.
Early Afternoon.....	2.00 p.m.— 4.00 p.m.
Late Afternoon.....	4.00 p.m.— 6.30 p.m.
Evening.....	6.30 p.m.— 7.30 p.m.
Night.....	7.30 p.m.—10.30 p.m.

TABLE I
ANALYSIS OF BROADCASTING PROGRAMS BY CATEGORIES
(I) Metropolitan Stations

<i>Category</i>	<i>Commercial</i> <i>(28 stations)</i>	<i>Non-Comm.</i> <i>(8 stations)</i>	<i>A.B.C.</i> <i>(17 stations)</i>	<i>All</i> <i>(53 stations)</i>
	%	%	%	%
Light & Popular Music	56.5	42.7	24.6	44.4
Incidental Matter	6.1	5.3	4.7	5.6
Foreign Language Material	0.1	10.5	1.4	1.8
Drama	0.1	1.3	2.5	1.0
Variety	1.3	0.7	1.5	1.3
Classical Music & the Arts	—	27.6	31.5	13.7
ENTERTAINMENT	— 64.1	— 88.2	— 66.1	— 67.7
News	8.7	3.3	9.8	8.4
Sport	5.0	0.1	2.4	3.6
NEWS & SPORT	— 13.8	— 3.4	— 12.3	— 12.0
Family	1.2	0.5	0.6	0.9
Children's	—	—	1.3	0.4
Information	2.5	4.5	6.4	4.0
Social & Political	1.6	2.9	11.6	5.0
Religion	0.7	—	1.3	0.8
Charitable	0.2	0.1	—	0.1
Education	—	0.3	0.3	0.1
INFORMATION & SERVICES	— 6.2	— 8.4	— 21.6	— 11.5
ADVERTISEMENTS	15.9	—	0.1	8.8
TOTAL	100.0	100.0	100.0	100.0

TABLE I
ANALYSIS OF BROADCASTING PROGRAMS BY CATEGORIES
(II) Country Stations

(Based on a sample of stations in Launceston and some parts of central Victoria)

<i>Category</i>	<i>Commercial</i> <i>(5 stations)</i>	<i>A.B.C.</i> <i>(2 stations)</i>	<i>All</i> <i>(7 stations)</i>
	%	%	%
Light & Popular Music	60.7	34.2	53.1
Incidental Matter	5.8	6.3	6.0
Foreign Language Material	0.4	—	0.3
Drama	0.4	1.0	0.6
Variety	1.2	3.1	1.7
Classical Music & the Arts	—	9.3	2.7
ENTERTAINMENT	— 68.5	— 53.9	— 64.3
News	8.4	14.9	10.2
Sport	8.4	9.4	8.7
NEWS & SPORT	— 16.8	— 24.3	— 19.0
Family	0.7	0.3	0.6
Children's	—	1.0	0.3
Information	1.0	8.5	3.2
Social & Political	0.8	7.2	2.6
Religion	2.6	2.0	2.4
Charitable	—	—	—
Education	—	2.9	0.8
INFORMATION & SERVICES	— 5.2	— 21.8	— 9.9
ADVERTISEMENTS	9.5	—	6.8
TOTAL	100.0	100.0	100.0

TABLE II
ANALYSIS OF BROADCASTING PROGRAMS BY CATEGORIES
METROPOLITAN STATIONS BY TIME PERIODS

	<i>Breakfast</i>		<i>Morning</i>		<i>Midday</i>		<i>Early After.</i>		<i>Late After.</i>		<i>Evening</i>		<i>Night</i>	
	<i>Comm.</i>	<i>All</i>	<i>Comm.</i>	<i>All</i>	<i>Comm.</i>	<i>All</i>	<i>Comm.</i>	<i>All</i>	<i>Comm.</i>	<i>All</i>	<i>Comm.</i>	<i>All</i>	<i>Comm.</i>	<i>All</i>
	%	%	%	%	%	%	%	%	%	%	%	%	%	%
Light & Popular Music	53	41	48	40	55	47	58	43	57	48	64	44	67	49
Incidental Matter	7	6	8	6	6	5	7	5	5	5	5	5	5	5
Foreign Language														
Material	—	2	—	2	—	2	—	1	—	1	—	3	—	2
Drama	—	1	—	1	—	2	—	2	—	1	—	—	—	1
Variety	2	1	2	1	1	3	1	2	1	1	1	1	1	1
Classical Music & Arts	—	15	—	14	—	5	—	17	—	11	—	15	—	17
ENTERTAINMENT	—61	—67	—58	—64	—62	—63	—66	—69	—63	—68	—70	—68	—73	—75
News	15	16	6	5	9	12	6	3	13	10	6	10	4	4
Sport	1	1	4	2	7	5	8	6	5	5	5	4	7	4
NEWS & SPORT	—16	—17	—10	— 8	—16	—17	—13	—10	—18	—14	—11	—13	—11	— 8
Family	—	—	3	3	2	1	1	1	—	1	—	—	1	1
Children's	—	—	—	1	—	1	—	1	—	—	—	—	—	—
Information	1	2	7	7	2	6	2	3	1	3	2	3	2	3
Social & Political	1	2	4	6	2	3	1	7	1	5	2	7	1	7
Religion	—	1	—	1	—	—	—	—	—	—	1	1	3	2
Charitable	—	—	—	—	—	—	—	—	—	—	—	—	—	—
Education	—	—	—	—	—	—	—	—	—	—	—	—	—	—
INFORMATION & SERVICES	— 3	— 6	—14	—18	— 7	—12	— 4	—12	— 2	— 8	— 5	—11	— 7	—13
ADVERTISING	—20	—11	—18	—10	—16	— 9	—17	—10	—17	— 9	—14	— 8	— 9	— 5
TOTALS	100	100	100	100	100	100	100	100	100	100	100	100	100	100

TABLE III
ANALYSIS OF BROADCAST ADVERTISING BY TIME PERIODS
METROPOLITAN COMMERCIAL STATIONS
MONDAY TO FRIDAY AVERAGE

	<i>Sydney</i>	<i>Melbourne</i>	<i>Brisbane</i>	<i>Adelaide</i>	<i>Perth</i>	<i>Hobart</i>	<i>All Cities</i>
	%	%	%	%	%	%	%
Breakfast	22	25	23	23	22	23	23
Morning	20	18	20	20	24	21	20
Midday	15	14	20	19	19	10	16
Early Afternoon	17	20	19	17	18	20	18
Late Afternoon	19	20	18	17	20	22	19
Evening	18	16	17	13	20	10	16
Night	12	10	12	8	13	4	11
All Periods	18	18	18	17	19	16	18

TABLE IV
ANALYSIS OF BROADCAST ADVERTISING BY TIME PERIODS
EACH DAY OF THE WEEK
METROPOLITAN COMMERCIAL STATIONS

	<i>Sunday</i>	<i>Monday</i>	<i>Tuesday</i>	<i>Wednesday</i>	<i>Thursday</i>	<i>Friday</i>	<i>Saturday</i>	<i>All Days</i>
	%	%	%	%	%	%	%	%
Breakfast	8	23	22	24	22	25	17	20
Morning	8	19	19	20	22	21	19	18
Midday	14	15	17	18	16	16	14	16
Early Afternoon	14	14	17	19	20	22	14	17
Late Afternoon	9	18	17	21	20	19	12	17
Evening	7	14	16	16	21	15	7	14
Night	5	9	9	11	13	12	7	9
All Periods	9	16	17	19	19	19	14	16

Statistical Analysis of Television Programs

The analysis of television programs, which is set out in the following tables, is based on a coverage for the year 1976 of programs televised by commercial stations and a sample station of the national network.

Details of commercial television programs are derived from data supplied regularly by each station and details of national television programs are obtained from information supplied by the Australian Broadcasting Commission. For the purpose of these tables the programs analysed are those of all metropolitan stations, 22 country commercial stations and in the case of the National Service those of ABV Melbourne. These are considered to be reasonably representative of the commercial and national television services.

The tables show the composition of programs under three headings:

Table I—Analysis of Television Programs by Categories:

Metropolitan and Country Stations

Table II—Analysis of Television Programs by Time Periods:

Metropolitan and Country Stations

Table III—Television Programs of Australian Origin, Analysis by Categories, Metropolitan and Country Stations.

The figures in Table III are based on the actual duration of Australian program matter and do not take into account the credit loadings allowed to commercial stations for certain types of program matter for the purpose of calculation of their performance towards meeting the Board's requirements for the Australian content of television programs. The table shows the distribution of types of Australian programs both as percentages of all programs of Australian origin and as percentages of all programs televised.

At the foot of each Column in Tables I and III a conversion factor is shown to enable calculations of the time occupied by programs in each category.

Definition of program categories—The statistical system is based on a number of program categories. These are set out below:

Drama:

Serious.....	Classical drama, works of major contemporary dramatists and other dramatic productions which appear to have lasting value.
Adventure.....	Drama with the main focus on action. Includes such themes as science-fiction and espionage.
Crime and Suspense.....	Programs in dramatic form concerned with crime and its detection. Includes court room drama and plays in which suspense is predominant, with or without a crime element.
Domestic and Comedy.....	Programs in dramatic form dealing with domestic life or family relations, and those whose main purpose is to induce laughter.
Western.....	Programs in dramatic form utilising 'Western' settings.
Miscellaneous.....	Programs in dramatic form which do not fall specifically under other headings.

Light Entertainment:

Cartoons.....	Matter predominantly in the form of animation or puppetry.
Light Music.....	Programs in which currently popular music or music of the 'evergreen' type is the predominant element.
Personality Programs.....	Programs containing items generally handled by a compere. Includes quizzes, panel games and interviews where the emphasis is on displaying the subject rather than serious discussion.
Talent Programs.....	Programs concentrating on competition generally at an amateur level in any field of entertainment.
Variety.....	Programs containing a mixture of comedy, music, dancing, gags and patter, by professional or amateur talent, where the element of competition is not predominant.

Sport..... Simultaneous or delayed presentation of competitive sports, sporting previews, news and talks and demonstrations of sporting techniques.

News..... Programs reporting on current or recent happenings. Includes newsreels, reports on weather and essential services.

Children:

Kindergarten.....	All kindergarten sessions conducted by qualified staff.
Other.....	Other programs which generally include a variety of items directed to or presented for children.

Family Activities..... Programs concerned with family activities and hobbies and the family as users of consumer goods and services.

Information..... Programs, of a descriptive type, concerning agriculture, industry, travel, nature and science, etc., also historical and biographical programs.

<i>Current Affairs</i>	Programs dealing with social and economic problems of modern society. Includes news commentaries which deal with the subject matter 'in depth'.
<i>Political Matter</i>	Programs concerning Australian Federal or State elections and by-elections, occurring during the 'election-period' and on polling day.
<i>Religious Matter</i>	All programs originated by recognised religious bodies.
<i>The Arts</i>	Programs concerning the graphic arts; readings of prose and poetry; literary and other art criticism, ballet and music of lasting value.
<i>Educational:</i>	
Formal.....	Programs of formal instruction at all levels which are specifically related to a recognised course of study.
Other.....	Programs of educational intent which are not directly related to a specific course of study.

The figures set out in the following tables have been adjusted to total 100 per cent.
Advertising and other non-program matter have been included as part of the program in which it occurs.

TABLE II — ANALYSIS OF TELEVISION PROGRAMS BY TIME PERIODS
B. COUNTRY STATIONS

Program Category	6.00 p.m.—10.00 p.m.			6.00 a.m.—6.00 p.m., 10.00 p.m.—midnight		
	Commercial	National	All Stations	Commercial	National	All Stations
Drama:	%	%	%	%	%	%
Serious	0.2	2.3	1.2	0.2	0.9	0.5
Adventure	12.2	6.0	9.5	11.4	2.3	6.6
Crime and Suspense	15.8	2.3	9.9	7.3	0.9	3.9
Domestic and Comedy	22.9	20.6	21.8	22.9	7.0	14.5
Western	5.2	2.3	3.9	3.2	0.5	1.8
Miscellaneous	5.9	5.6	5.8	6.5	2.1	4.1
	— 62.2	— 39.1	— 52.1	— 51.5	— 13.7	— 31.4
Light Entertainment:						
Cartoons	1.3	0.2	0.8	8.0	2.9	5.3
Light Music	2.7	5.4	3.9	2.3	2.4	2.3
Personality Programs	4.5	2.0	3.4	2.7	0.6	1.5
Talent Programs	1.2	0.5	0.9	1.0	—	0.5
Variety	5.2	3.6	4.5	5.7	1.7	3.6
	— 14.9	— 11.7	— 13.5	— 19.7	— 7.6	— 13.2
Sport	2.1	11.0	6.0	9.2	12.8	11.1
News	13.6	14.3	13.9	1.3	3.0	2.2
Children:						
Kindergarten	—	0.2	0.1	1.8	29.0	16.3
Other	0.9	1.0	0.9	5.3	3.3	4.2
	— 0.9	— 1.2	— 1.0	— 7.1	— 32.3	— 20.5
Family Activities	0.2	1.9	0.9	6.1	1.1	3.5
Information	1.7	6.6	3.9	1.9	8.4	5.3
Current Affairs	4.1	13.0	8.0	0.8	5.4	3.3
Political Matter	0.1	0.2	0.1	—	—	—
Religious Matter	0.1	0.5	0.3	1.7	2.4	2.1
The Arts	—	0.5	0.2	—	1.3	0.7
Education:						
Formal	—	—	—	—	11.8	6.3
Other	0.1	—	0.1	0.7	0.2	0.4
	— 0.1	— —	— 0.1	— 0.7	— 12.0	— 6.7
	100.0	100.0	100.0	100.0	100.0	100.0

TABLE III — TELEVISION PROGRAMS OF AUSTRALIAN ORIGIN
ANALYSIS BY CATEGORIES.
A. METROPOLITAN STATIONS

Program Category	Commercial		National		All Stations	
	Aust. Programs	All Programs	Aust. Programs	All Programs	Aust. Programs	All Programs
Drama:	%	%	%	%	%	%
Serious	—	—	—	—	—	—
Adventure	1.6	0.6	1.6	0.9	1.6	0.6
Crime and Suspense	6.6	2.4	—	—	4.7	1.9
Domestic and Comedy	5.4	2.0	6.4	3.5	5.7	2.4
Western	0.5	0.2	0.8	0.4	0.6	0.2
Miscellaneous	0.2	0.1	1.4	0.8	0.5	0.2
	— 14.3	— 5.3	— 10.2	— 5.6	— 13.1	— 5.3
Light Entertainment:						
Cartoons	0.3	0.1	0.2	0.1	0.3	0.1
Light Music	2.8	1.1	5.4	2.9	3.6	1.5
Personality Programs	8.4	3.1	1.6	0.9	6.4	2.6
Talent Programs	4.0	1.5	0.3	0.2	2.9	1.2
Variety	8.8	3.2	1.8	1.0	6.7	2.7
	— 24.3	— 9.0	— 9.3	— 5.1	— 19.9	— 8.1
Sport	15.4	5.7	16.1	8.8	15.6	6.4
News	10.8	4.0	12.8	6.9	11.3	4.6
Children:						
Kindergarten	6.8	2.5	12.2	6.6	8.5	3.4
Other	9.5	3.5	3.3	1.8	7.7	3.1
	— 16.3	— 6.0	— 15.5	— 8.4	— 16.2	— 6.5
Family Activities	8.9	3.3	2.5	1.3	7.0	2.9
Information	1.9	0.7	4.7	2.5	2.7	1.2
Current Affairs	5.2	1.9	14.5	7.9	7.9	3.2
Political Matter	—	—	0.2	0.1	—	—
Religious Matter	1.4	0.5	3.0	1.6	1.9	0.8
The Arts	—	—	1.0	0.6	0.4	0.2
Education:						
Formal	—	—	10.0	5.4	2.9	1.1
Other	1.5	0.6	0.2	0.1	1.1	0.5
	— 1.5	— 0.6	— 10.2	— 5.5	— 4.0	— 1.6
	100.0	37.0	100.0	54.3	100.0	40.8

1 per cent projected to 52 weeks and rounded to the nearest half-hour equals in duration per station

20 hours

53½ hours

22½ hours

41½ hours

20½ hours

50½ hours

TABLE III — TELEVISION PROGRAMS OF AUSTRALIAN ORIGIN
ANALYSIS BY CATEGORIES.
B. COUNTRY STATIONS

Program Category	Commercial		National		All Stations							
	Aust. Programs	All Programs	Aust. Programs	All Programs	Aust. Programs	All Programs						
Drama:	%	%	%	%	%	%						
Serious	—	—	—	—	—	—						
Adventure	1.9	0.7	1.6	0.9	1.9	0.8						
Current and Suspense	5.4	2.1	—	—	2.3	1.1						
Domestic and Comedy	8.2	3.1	6.4	3.5	7.1	3.2						
Western	0.9	0.4	0.8	0.4	0.8	0.4						
Miscellaneous	—	—	1.4	0.8	0.9	0.4						
	—	16.4	—	6.3	—	10.2	—	5.6	—	12.8	—	5.9
Light Entertainment:												
Cartoons	0.3	0.1	0.2	0.1	0.2	0.1						
Light Music	4.0	1.5	5.4	2.9	4.8	2.2						
Personality Programs	8.2	3.1	1.6	0.9	4.3	2.0						
Talent Programs	2.8	1.1	0.3	0.2	1.4	0.6						
Variety	9.2	3.7	1.8	1.0	4.9	2.4						
	—	24.5	—	9.5	—	9.3	—	5.1	—	15.7	—	7.3
Sport		11.2		4.3		16.1		8.8		14.1		6.5
News		17.2		6.6		12.8		6.9		14.6		6.8
Children:												
Kindergarten	2.7	1.0	12.2	6.6	8.2	3.8						
Other	8.3	3.2	3.3	1.8	5.4	2.5						
	—	11.0	—	4.2	—	15.5	—	8.4	—	13.6	—	6.3
Family Activities		9.2		3.5		2.5		1.3		5.3		2.4
Information		2.2		0.9		4.7		2.5		3.6		1.7
Current Affairs		5.6		2.2		14.5		7.9		10.8		5.0
Political Matter		0.1		0.1		0.2		0.1		0.2		0.1
Religious Matter		1.5		0.6		3.0		1.6		2.4		1.1
The Arts		—		—		1.0		0.6		0.6		0.3
Education:												
Formal	—	—	10.0	5.4	5.8	2.7						
Other	1.1	0.4	0.2	0.1	0.6	0.3						
	—	1.1	—	0.4	—	10.2	—	5.5	—	6.4	—	3.0
		100.0		38.6		100.0		54.3		100.0		46.4

1 per cent projected to 52 weeks and rounded to the nearest half-hour equals in duration per station

13 hours

33 hours

22½ hours

41½ hours

17 hours

37 hours

Australian Content of Television Programs Points System—Effective from 8 February 1976

1. Programs shall be arranged so that, by applying the scale of points shown in the following table, a total number of points, not less than the number of hours of program transmission, is attained over the full statistical period of 52 weeks. For the purposes of this requirement, the period between 12.00 midnight and 6.00 a.m. the following day will be disregarded.

AUSTRALIAN CONTENT OF TELEVISION PROGRAMS—SCALE OF POINTS PER HOUR FOR AUSTRALIAN PROGRAMS (Effective 8/2/76)

Category	Peak-Time		Off-Peak	
	1st Rel.	1st Rpt.	1st Rel.	1st Rpt.
Drama One-Shot—Indigenous and other forms of very high quality television specials	20*†	6	10	2
Drama Series and Post-1966 Cinema Films—Indigenous	5*†	2	4	1
Drama Serials—Indigenous	5*†	½	3	½
Drama Part-Indigenous (One-Shot, Series, Serials and Post-1966 Cinema Films)	19*†	5	9	2
	18*†	5	9	2
	17*†	5	8	2
	16*†	4	8	2
	15*†	4	8	2
	14*†	4	7	1
	13*†	3	7	1
	12*†	3	6	1
	11*†	3	6	1
	10*†	3	5	1
	9*†	2	5	1
	8*†	2	4	1
	7*†	2	4	1
	6*†	2	3	1
	5*†	2	3	1
	4*†	1	3	½
	3*†	1	2	½
The Arts, Education	10†	5	3	1
Light Entertainment (Including variety, tonight shows, quiz and panel shows, etc.)	10†	3	5	1
	9†	2	5	1
	8†	2	4	1
	7†	2	4	1
	6†	2	3	1
	5†	2	3	1
	4†	1	3	½
	3†	1	2	½
	2	½	1	½
	1	½	1	½
	½	½	½	½
News	5†	N/A	5	N/A
Current Affairs	5†	2	5	2
Documentary	5†	2	3	1

Children's Programs:				
School-age Children's Quota	5*†	2	5*	2
Kindergarten Programs	3†	1	3	1
Non-Quota Children's Programs	2	1	2	1
<hr/>				
Information	5†	2	5	2
(including cooking, physical culture, gardening, direct telecasts of sporting events)	4†	2	4	2
	3†	1	3	1
	2	1	2	1
	1	½	1	½
	½	½	½	½
<hr/>				
Other Australian Programs (including second and all subsequent repeats)	½	½	½	½

* Drama and school-age children's quota programs in excess of their respective requirements (drama 8 hours—children's 10 hours) per 28-day statistical periods earn an additional bonus of five points per hour. Applies to first-run material only.

† Additional one point per hour credited to first-release programs (except serials) containing music composed and performed by Australians. Serials comprising several episodes per week will be credited with a music bonus to a maximum of one point for the week.

- Not less than 104 hours in aggregate of first release Australian drama shall be televised annually between the hours of 6.00 p.m. and 10.00 p.m.
- Not less than 10 hours of programs for children of school-age (produced in accordance with recommendations contained in the Board's publication *Production Guidelines for Children's Television Programs*) shall be televised each 28-day statistical period between the hours of 4.00 p.m. and 7.30 p.m.
- The Tribunal may vary the scale of points on application in special circumstances to recognise programs of special merit involving exceptional opportunities for Australian creative talent.
- The Tribunal may vary any of the requirements set out above if circumstances arise which would prevent a station's adequate compliance with them under reasonable conditions.
- Definitions*

The following definitions shall apply:

First Release

First presentation of a program in a station's service area. The subsequent use of the program by another station serving the same area will not be accepted as a first release.

First Repeat

The second presentation of a program in a station's service area.

Statistical Periods

Calculations will be made on the basis of 28-day periods so that stations may be aware of their progress towards meeting the requirements over the full 52 weeks of the year. In accordance with the Board's previous practice, compliance with the requirements will be calculated over the statistical year. No allowance will be made for the production lay-off period which occurs during four weeks of the holiday season. The Tribunal's calculations will be made over the full statistical year of the thirteen 28-day periods.

Drama

With the exception of post-1966 Australian cinema films, this is limited to programs in the form of a fully-scripted play, based on the traditional concept of theatrical drama, which has been cast and produced in Australia on a fully professional basis for release on television. The term does not include sketches incidental to variety programs, or characterisations in documentary, discussion or similar programs, or any other form of program involving the incidental use of actors or actresses.

The extent to which Australian cinema films produced after 1966 qualify as television drama will be determined by the Tribunal on the basis of the Australian involvement in each particular film. The Tribunal will also consider the claims of individual pre-1966 films on application.

Drama, One-Shot

Is a self-contained play or short series dealing with a single story as distinct from a long series with a continuing theme and characters. Collections of such programs in an anthology series qualify. The Tribunal will consider the claims of cinema films which are produced with a view to eventual release on television and in which television stations are involved financially or otherwise at the production stage.

Drama, Indigenous

Is drama written in Australia or by Australians as defined in Section 114(3) of the Broadcasting and Television Act, produced and performed by Australians in Australia.

Drama, Part-Indigenous

Is drama, one or more basic elements of which (writing, acting or production) are non-Australian. The Tribunal considers each such case on its merits in deciding the extent to which it is indigenous. Points value will be allocated by the Tribunal depending on the extent of Australian involvement.

Specials

The quota of four specials per year may be met by televising one-shot drama or variety spectaculars using higher than normal budgets and employing substantial numbers of Australians.

The Arts

Programs of fine music, art, ballet, literature, classical drama, etc. Includes serious reviews and criticisms of all art forms.

Education

Programs of formal instruction at all levels specifically related to a recognised course of study; as well as programs of educational intent not necessarily directly related to a specific course of study.

Light Entertainment

Includes variety, light music, 'Tonight' type shows, quiz and panel shows, etc. The Tribunal allocates points depending upon various aspects of individual programs.

News

Programs reporting on current or recent happenings and including film coverage of international, national and local events, reports on weather and essential services.

Current Affairs

Programs dealing with social, economic and other issues of modern society. Includes interviews and commentaries dealing in depth with news items.

Documentary

Programs which may cover past, present and future aspects of a particular subject in a full and factual manner.

School-Age Children's Quota

Programs produced in accordance with *Production Guidelines for Children's Television Programs* and televised between 4.00 p.m. and 7.30 p.m. Includes drama designed specifically for children and may include a proportion of imported material approved by the Tribunal for use in meeting the quota.

Kindergarten Programs

Programs specifically designed and presented in a kindergarten teaching format for pre-school age children.

Non-Quota Children's Programs

Other Children's programs produced specifically for children, which do not meet the Guidelines.

Information

Includes cooking, physical culture, gardening, hobbies, etc. The Tribunal allocates points depending upon various aspects of individual programs.

Direct Coverage of Sporting Events

The term 'direct coverage' (as distinct from panel, interview and result services) normally involves the use of outside broadcast facilities to provide an instantaneous pictorial account of the event. It also includes the first release in recorded form in cases where instantaneous coverage is not possible, by reason of legal requirements, time zone differences, or availability of technical facilities.

Other Australian Programs

Includes pre-1966 Australian films, sporting discussions and interviews, and the second and all subsequent repeats of programs.

APPENDIX O—continued
PROGRAM INFORMATION BULLETIN
CONSOLIDATED LIST
as at 30 June 1977

Programs	Category	POINTS PER HOUR			
		Peak Time		Off Peak	
		1st Release	1st Repeat	1st Release	1st Repeat
A					
Abba in Sweden	Documentary (for half duration)	5	2	3	1
Abbott and Costello (cartoon series)	Non-quota children's programs	2	1	2	1
Episodes 1-25	No points				
Episodes 26, 27 & 29-39	For half duration				
Episode 28	For quarter duration				
Activeight	Education	10	5	3	1
Adams After Noon	Current affairs	5	2	5	2
Adventure Unlimited	Drama series — indigenous	5	2	4	1
Adventures of Barry McKenzie, The	Post-1966 cinema films — indigenous	6*	2	4	1
After the Tears	Documentary	5	2	3	1
Agricultural Magazine	Information	5	2	5	2
Aida	'Specials' quota	20	6	10	2
Alfie	Non-quota children's programs	2	1	2	1
Aliens Among Us	Documentary	6*	2	3	1
All About Us (BTQ)	School-age children's quota (Category A)	5	2	5	2
All at Sea	'Specials' quota and One-shot drama — indigenous	20	6	10	2
Almost Anything Goes (0/10)	Light entertainment	2	½	1	½
Alternative, The	'Specials' quota and One-shot drama — indigenous	21*	6	10	2
Alvin Purple	Post-1966 cinema films — indigenous	6*	2	4	1
Alvin Rides Again	Post-1966 cinema films — indigenous	6*	2	4	1
Amazing Miss A	Light entertainment	5	2	3	1
Amco Cup	Direct coverage of sporting events	1	½	1	½
. . . And Millions Will Die	One-shot drama — part indigenous	12*	3	6	1
Andrew Harwood Presents (BTQ)	Light entertainment	6	2	3	1
Andy Williams' Australian Concert	Light entertainment	5	2	3	1
Animals, Animals, Animals	School-age children's quota				
Animal Parade	Non-quota children's programs	2	1	2	1
Anything Can Happen	Light entertainment	½	½	½	½
Anzac	Documentary	5	2	3	1
Around the World in Eighty Days (API)	Non-quota children's programs	2	1	2	1
Arrabella's Attic	Kindergarten programs	3	1	3	1
Arthur Hailey (TVW)	Current affairs	5	2	5	2
Ask the Leyland Brothers	School-age children's quota (Category A) or Documentary	6*	2	5	2
At Home	Information	6*	2	3	1
Attack by a Killer Shark	Documentary	1	½	1	½
Australian Beach Girl Final (TVW)	Documentary	6*	2	3	1
Australian Popular Song Festival	Light entertainment	5	2	3	1
Australians at War	Light entertainment	15	4	8	2
Australians at War	Documentary	10*	2	5	1
Australian Variety Artists' Awards (Mo Awards)	Light entertainment	7	2	4	1

APPENDIX O—*continued*
PROGRAM INFORMATION BULLETIN
CONSOLIDATED LIST
as at 30 June 1977

Programs	Category	POINTS PER HOUR			
		Peak Time		Off Peak	
		1st Release	1st Repeat	1st Release	1st Repeat
Australia's Night of Stars at the United Nations	'Specials' quota	20	6	10	2
Azitiz (BTQ)	Current affairs	5	2	5	2
B					
Bandstand	Light entertainment	7	2	4	1
Barrier Reef	School-age children's quota (Category B) or Drama series — indigenous	6*	2	5	2
Barranggay Dancers (BTQ)	The arts	6*	2	4	1
Barry Crocker Comedy Hour	Light entertainment	10	5	3	1
Barry Crocker — With a Song in My Heart	Light entertainment	10	3	5	1
Bats	School-age children's quota (Category B) or Education	5	—	5	—
Battle of Eureka Stockade, The	One-shot drama — indigenous	10	5	3	1
Bay City Rollers in Australia	Light entertainment	21*	6	10	2
Beatles, The (cartoon series)	Non-quota children's programs (for half duration)	4	1	3	½
Bee Gees in Concert (HSV)	Light entertainment	2	1	2	1
Beetle Bailey (cartoon series)	Non-quota children's programs (for half duration)	6	2	3	1
Be My Guest (BCV)	Current affairs	2	1	2	1
Beauty Box (BTV)	Information	5	2	5	2
Beauty Club (BTV)	Information	½	½	½	½
Behind the Scenes	The arts	½	½	½	½
Best of Abba, The	Light entertainment	10	5	3	1
Better Half	All other Australian programs	4	1	3	½
B.H.P. High School Quiz	Non-quota children's programs if televised in family and children's time otherwise	½	½	½	½
Big Bloo Roo Show, The (CTC)	Light entertainment	½	½	½	½
Big Night Out (ATV)	Kindergarten programs	4*	1	3	1
Billy Burton's One Night Stand (NBN)	Light entertainment	7	2	4	1
Birds in the Bush	Light entertainment	5	2	3	1
Birthday Calls	Drama series — indigenous	5	2	4	1
Birthday Book	Non-quota children's programs	2	1	2	1
Black Arrow (API)	Non-quota children's programs	2	1	2	1
Blind Date	One-shot drama — indigenous or School-age children's quota (Category A)	21*	6	10	2
Bluestone Boys, The	Light entertainment	6*	2	5	2
Bluey	Light entertainment	1	½	1	½
Blundell, Spence and Co.	Drama serials — indigenous	5	½	3	½
Bobby Limb and Dawn Lake Show — Showbiz	Drama series — indigenous	5	2	4	1
Bolshoi Ballet (Regent Theatre)	Light entertainment	5	2	4	1
Boney	The arts	11*	3	5	1
Box, The	'Specials' quota	20	6	10	2
Bookshelf (CTC)	The arts	10	5	3	1
	Drama series — indigenous	6*	2	4	1
	Drama serials — indigenous	5	½	3	½
	Non-quota children's programs	2	1	2	1

APPENDIX O—continued
PROGRAM INFORMATION BULLETIN
CONSOLIDATED LIST
as at 30 June 1977

Programs	Category	POINTS PER HOUR			
		Peak Time		Off Peak	
		1st Release	1st Repeat	1st Release	1st Repeat
Brian Cadd in Concert	Light entertainment	8	2	4	1
Brian Henderson Remembers	Light entertainment	7	2	4	1
Brumby Innes	One-shot drama — indigenous	20	6	10	2
Brumby's Run	Documentary	5	2	3	1
BTV Juniors	School-age children's quota (Category A)	5	2	5	2
Buddies Club News	Non-quota children's programs	2	1	2	1
Buddy Rich Big Band (TVT)	Light entertainment	2	½	1	½
Burt Bacharach in Australia	Light entertainment	5	2	3	1
Bushranger, The	One-shot drama — indigenous	20	6	10	2
Buttons and Lyn (NBN)	Non-quota children's programs	2	1	2	1
Buylines (TNT)	Information	½	½	½	½
C					
Cairns: Face to Face	Current affairs	5	2	5	2
Camels on Wheels	Documentary	5	2	3	1
Candid Comments	All other Australian programs	½	½	½	½
Carefree Cooking (TVT)	Information	2	1	2	1
Carol Burnett Show Ep. 7311 (Same program as 'Sunday Night at the Opera House')	Light entertainment	7	2	4	1
Carols by Candlelight (ATV)	Light entertainment	6	2	3	1
Carstenz: Glacier of the Equator	Documentary	5	2	3	1
Cartoon Corner (Hosting)	All other Australian programs	½	½	½	½
Casebook	Information	2	1	2	1
Case for the Defence	One-shot drama — indigenous	20	6	10	2
Cash and Company	Drama series — indigenous	6*	2	4	1
Casino 10 (0/10)	Light entertainment	½	½	½	½
1976 Castrol International Rally (CTC/TEN)	Information (sport)	1	½	1	½
Catch Kandy	Drama series — indigenous or School-age children's quota (Category A)	6* 6*	2 2	4 5	1 2
Cattle Country	Information	2	1	2	1
Catwalk	Drama series — indigenous	6*	2	4	1
Caulfield Cup Variety Special (HSV)	Light entertainment	7	2	4	1
CBN-8 Night of Stars	Light entertainment	1	½	1	½
Celebrity Game (0/10)	Light entertainment	2	½	1	½
Celebrity Squares (9)	Light entertainment	1	½	1	½
Champion of Champions	Information (sport)	1	½	1	½
Channel Nine's Super Cartoon Show (NWS)	Non-quota children's programs	2	1	2	1
Charity Challenge	Light entertainment	½	½	½	½
Charles Skase (HSV)	Information	1	½	1	½
Children's Channel Ten	Non-quota children's programs	2	1	2	1
Children's World	Non-quota children's programs	2	1	2	1
Chopper Squad (0/10)	'Specials' quota and One-shot drama — indigenous	20 20	6 6	10 10	2 2
Chris Kirby Show	Light entertainment	7	2	4	1
Christmas Carol, A (API)	One-shot drama — indigenous or School-age children's quota (Category A)	21* 6*	6 2	10 5	2 2
Christmas Show, The (TVW)	Light entertainment	5	2	3	1
Christmas at the Centre (TVW)	Light entertainment	4	1	3	½
Class of '74/'75	Drama serials — indigenous	6*	½	3	½
Click Zimmerman Show (BTQ)	Light entertainment	6	2	3	½

APPENDIX O—*continued*
PROGRAM INFORMATION BULLETIN
CONSOLIDATED LIST
as at 30 June 1977

Programs	Category	POINTS PER HOUR			
		Peak Time		Off Peak	
		1st Release	1st Repeat	1st Release	1st Repeat
Close Up (QTQ)	Current affairs	5	2	5	2
Close Up (Religious)	All other Australian programs	½	½	½	½
Clue Club (Hanna-Barbera)	Drama — part indigenous or Non-quota children's programs	3	1	2	½
		2	1	2	1
Coastal Country (TNT)	Light entertainment	6	2	3	1
Coffee Break (NBN)	Information	1	½	1	½
Colleen	Light entertainment	10	3	5	1
Colour Mc Dead	Post-1966 cinema films — part indigenous	3	1	2	½
Comment (VEW)	Current affairs	5	2	5	2
Community billboard	Information	1	½	1	½
Concentration	Light entertainment	½	½	½	½
Conceptual Approach to Teaching, A (South Australian Film Corporation)	Education	10	5	3	1
Connecticut Yankee in King Arthur's Court, A (API)	One-shot drama — indigenous or School-age children's quota (Category A)	21*	6	10	2
		6*	2	5	2
Contact (ITQ)	Current affairs	5	2	3	1
Cooking Better Electrically	Information	1	½	1	½
Cooking with Chicken	Information	½	½	½	½
Cooking with Josephine Farley	Information	2	1	2	1
Cooking with King	Information	2	1	2	1
Cooking with Sheri	Non-quota children's programs if televised in family and children's time, otherwise Information	2	1	2	1
		1	½	1	½
Cool McCool	Non-quota children's programs (for half duration)	2	1	2	1
Count of Monte Cristo, The (Hanna Barbera)	One-shot drama — indigenous or School-age children's quota (Category A)	20	6	10	2
		5	2	5	2
Country Affair, A	Information	5	2	5	2
Countryside	Information	5	2	5	2
Country and Western Hour	Light entertainment	5	2	3	1
Country Town	Post-1966 cinema films — indigenous	6*	2	4	1
Crazy Comedy Concert (co-production) (Hanna-Barbera)	Light entertainment (for half duration)	10	3	5	1
Crocodiles	Documentary or School-age children's quota (Category B)	5	2	3	1
		5	—	5	—
Crook Affair, A	Current affairs	5	2	5	2
Crossfire	All other Australian programs	½	½	½	½
Crosslotto	All other Australian programs	½	½	½	½
Curiosity Show	School-age children's quota (Category A)	5	2	5	2
Current Affair, A	Current affairs	5	2	5	2
D					
D'Arcy and Power in Session (TEN)	Current affairs	5	2	5	2
Daly Wilson Big Band	Light entertainment	10	3	5	1
Danger Freaks	Drama series — indigenous	6*	2	4	1
Darwin Appeal Opera House Spectacular (ATN)	Light entertainment	10	3	5	1
Dave Allen Show (TCN)	Light entertainment	6	2	3	1
Dave Allen Show (ATN)	Light entertainment	12	3	6	1
David Essex Special (Bandstand)	Light entertainment	1	½	1	½

APPENDIX O—continued
PROGRAM INFORMATION BULLETIN
CONSOLIDATED LIST
as at 30 June 1977

Programs	Category	POINTS PER HOUR			
		Peak Time		Off Peak	
		1st Release	1st Repeat	1st Release	1st Repeat
David Jones' Fashion Awards	Light entertainment	5	2	3	1
David Jones' Home Fare	Information	1	½	1	½
David Jones' Notebook	Information	1	½	1	½
Dead Water	'Specials' quota (STW only) and/or One-shot drama — indigenous	20	6	10	2
Demonstrator	Post-1966 cinema films — indigenous	20	6	10	2
Denise Drysdale Show	Light entertainment	6*	2	4	1
Devil in Evening Dress, The	One-shot drama — indigenous	7	2	4	1
Dick Emery in Australia	See entry under 'F' below	21*	6	10	2
Dina and Percy	Kindergarten programs	3	1	3	1
Dinah at the Opera House Nos. 1 and 2	'Specials' quota	20	6	10	2
Discover Australia's National Parks	Documentary or School-age children's quota (Category B)	5	2	3	1
Disney on Parade (TVW)	Light entertainment	5	—	5	—
Division 4	Drama series — indigenous	7	2	4	1
Divorce Court	Drama series — indigenous	5	2	4	1
Do I Have To Kill My Child . . . ?	'Specials' quota and Drama One-shot — indigenous	20	6	10	2
Don Lane Show (GTV)	Light entertainment	20	6	10	2
Don't Let My Children Die	Documentary	7	2	4	1
Down to Earth	Information	5	2	3	1
Dough-Re-Mi	All other Australian programs	5	2	5	2
Drifter, The (STW)	Drama series — indigenous	½	½	½	½
Drifting Avenger, The	Drama — part indigenous (post-1966 cinema films)	5	2	4	1
Dudley Dog Show	Kindergarten programs	3	1	2	½
E					
Earlybirds (SAS) (local segments)	Non-quota children's programs	3	1	2	1
Eclipse of the Sun	School-age children's quota (Category A)	5	2	5	2
Education in Focus	Education	10	5	3	1
8th Wonder of the World	Documentary	5	2	3	1
Elephant Boy	Drama — part indigenous or School-age children's quota (Category A)	4*	1	3	½
Eleven A.M. (ATN)	Current affairs	6*	2	5	2
Encore Kamahl (TVW)	Light entertainment	5	2	3	1
Encyclopaedia Britannica Presents (imported)	School-age children's quota (Category C)	6	2	3	1
Entertainment Guide	Information	Imported — no points			
Ernie	Light entertainment	½	½	½	½
Ernie Sigley Show	Light entertainment	7	2	4	1
Evening with Gina, An (GMV)	Light entertainment	7	2	4	1
Evening with Nana Mouskouri, An (HSV)	Light entertainment	8	2	4	1
Evening with Perry Como, An Every Saturday (TVW)	Light entertainment 'Specials' quota (TVW) The arts (other stations)	3	1	2	½
Evil Touch, The (all episodes)	Drama — part indigenous	6	2	3	1
Executives, The (WIN)	Light entertainment non- metropolitan stations	21*	6	10	2
	Metropolitan stations	11*	5	3	1
	Documentary	12*	3	6	1
Externally Yours	Documentary	10	3	5	1
	Documentary	5	2	3	1
	Documentary	5	2	3	1

APPENDIX O—*continued*
PROGRAM INFORMATION BULLETIN
CONSOLIDATED LIST
as at 30 June 1977

Programs	Category	POINTS PER HOUR			
		Peak Time		Off Peak	
		1st Release	1st Repeat	1st Release	1st Repeat
F					
Face the Nation	Current affairs	5	2	5	2
Faces of Dick Emery	Drama — part indigenous	5*	1	3	½
Family Care	Information	2	1	2	1
Fancy Free	Information	1	½	1	½
Farming Today	Information	5	2	5	2
Farm Topics	Information	5	2	5	2
Fashion from Heel to Toe	Information	1	½	1	½
Fat Cat in Double Trouble (TVW)	Light entertainment	5	2	3	1
Fat Cat and Friends (SAS)	Kindergarten programs	3	1	3	1
Fat Cat's Magic Knight (TVW)	Light entertainment	5	2	3	1
Federal File	Current affairs	5	2	5	2
Festival Tattoo '75 (TVW)	Light entertainment	4	1	3	½
Ferrari and Rose Fights (Los Angeles Forum — 29.8.76)	Direct coverage of sporting events	1	½	1	½
Firing Line	Current affairs	5	2	5	2
Firing Line (BTQ)	Information	1	½	1	½
Five Days in Peking	Documentary	5	2	3	1
Five-A-Side Soccer	Direct coverage of sporting events	1	½	1	½
Flashpoint	One-shot drama — indigenous	20	6	10	2
Flying Doctor, The (series)	All other Australian programs	½	½	½	½
Flying High	Non-quota children's programs	2	1	2	1
Focus (CBN)	Current affairs	5	2	5	2
Focus '75	Current affairs	5	2	5	2
Focus on Sport	All other Australian programs	½	½	½	½
Focus on the Stars	Education	10	5	3	1
Follies in Revue (TVW)	Light entertainment	10	3	5	1
Frankie Howerd Show (0/10)	Light entertainment	8	2	4	1
Free for All	Light entertainment	½	½	½	½
From the Churches (NEN)	All other Australian programs	½	½	½	½
Frost over Australia	Current affairs	5	2	5	2
Funky Phantom	Non-quota children's programs	2	1	2	1
Funny you should Ask	Light entertainment	½	½	½	½
G					
Gambit	Light entertainment	½	½	½	½
Gardening Guide (BCV)	Information	2	1	2	1
Gentlemen of Titipu (API)*	One-shot drama — indigenous or School-age Children's quota (Category A)	21*	6	10	2
		6*	2	5	2
Gentle Strangers	One-shot drama — indigenous	21*	6	10	2
Gillette \$50,000 Sports Quiz	Light entertainment	½	½	½	½
Ginger	Light entertainment	4	1	3	½
Glen Campbell, Down Home, Down Under	'Specials' quota	20	6	10	2
Glen Campbell in Concert	Light entertainment	4	1	3	½
Gloria	Light entertainment	9	2	5	1
Godfathers, The	Drama series — indigenous	6*	2	4	1
Gondoliers, The (SAFC)	The arts	10	5	3	1
Gone to Ground	'Specials' quota and One-shot drama — indigenous	20	6	10	2
		20	6	10	2
Gong Show, The	Light entertainment	2	½	1	½
Good Buy (SAFC)	Education	10	5	3	1
Good Earth, The (SES)	Information	5	2	5	2
Good Morning Mr Doubleday	Drama series — indigenous	5	2	4	1
Good Morning Vi	All other Australian programs	½	½	½	½
Gown of the Year 1974 (0/10)	Light entertainment	7	2	4	1

APPENDIX O—continued
PROGRAM INFORMATION BULLETIN
CONSOLIDATED LIST
as at 30 June 1977

Programs	Category	POINTS PER HOUR			
		Peak Time		Off Peak	
		1st Release	1st Repeat	1st Release	1st Repeat
Graham Kennedy's Blankety Blanks	Light entertainment	2	½	1	½
Graham Kennedy Show	Light entertainment	7	2	4	1
Grandmother of Year (ATV)	Light entertainment	7	2	4	1
Grecian Scene	Light entertainment	1	½	1	½
Green Jade	Documentary	5	2	3	1
Green World (TVW)	Documentary	5	2	3	1
Group, The	Drama series — indigenous	6*	2	4	1
Gulf Trawler (FNQ)	Documentary	5	2	3	1
H					
Hair Care	Information	½	½	½	½
Hands of Cormac Joyce	Drama — part indigenous	14*	3	7	1
Happy Days of Bandstand	Light entertainment	8	2	4	1
Happy-Go-Round (QTQ)	School-age children's quota (Category A)	6*	2	5	2
Hardie Ferodo 1000	Direct coverage of sporting events	1	½	1	½
Harmony Highlights (MVQ)	Light entertainment	2	½	1	½
Hasham	Light entertainment	8	2	4	1
Haunting of Hewie Dowker, The	One-shot drama — indigenous and 'Specials' quota	20	6	10	2
		20	6	10	2
Headstart to Beauty	Information	½	½	½	½
Helen Reddy Special (ATN)	Light entertainment	8	2	4	1
Hello Hollywood — Tracy Lee (ATN)	Light entertainment	12	3	6	1
Help your Neighbour (TEN)	Information	2	1	2	1
Here's Humphrey:					
Kindergarten	Kindergarten programs	3	1	3	1
Bear Facts	School-age children's quota (Category A)	5	2	5	2
Curiosity Show	School-age children's quota (Category A)	5	2	5	2
Hey, Hey, It's Saturday (Hosting)	Non-quota children's programs	2	1	2	1
Hey You	Drama series — indigenous	5	2	4	1
High Rollers	Light entertainment	½	½	½	½
Hits of the Blitz (CTC)	Light entertainment	7	2	4	1
Homicide	Drama series — indigenous	5	2	4	1
Hook, Line and Sinker	Information	2	1	2	1
Hogan in London	Light entertainment	5	2	3	1
Hotline	One-shot drama — indigenous	20	6	10	2
Human Target, The	One-shot drama — indigenous	20	6	10	2
Humbleland Park	Kindergarten program	4*	1	3	1
Hunter	Drama series — indigenous	6*	2	4	1
I					
Ian Nash and Friends (NBN)	Light entertainment	7	2	4	1
If these Walls could Speak	Documentary or School-age children's programs (Category B)	5	2	5	2
		5	2	5	2
In Newcastle Tonight	Light entertainment	6	2	3	1
Inn of the Damned	Drama — part indigenous (post-1966 cinema films)	5*	1	3	½
In Search of the Great White Shark (SAS)	Documentary	5	2	3	1
Inter School Debate (CTC)	Light entertainment	3	1	2	½

APPENDIX O—continued
PROGRAM INFORMATION BULLETIN
CONSOLIDATED LIST
as at 30 June 1977

Programs	Category	POINTS PER HOUR			
		Peak Time		Off Peak	
		1st Release	1st Repeat	1st Release	1st Repeat
Islands of Tragedy	Documentary or School-age Children's quota (Category B)	5 5	2 —	3 5	1 —
Island of the Spirits	Documentary	5	2	3	1
Israel my Son	Documentary	5	2	3	1
Is there anybody There?	'Specials' quota and One-shot drama — indigenous	21* 21*	6 6	10 10	2 2
It'll never happen to Me (TVW)	Documentary	5	2	3	1
It's Academic	School-age children's quota (Category A)	5	2	5	2
It's a Woman's World (ADS)	Information	1	½	1	½
It's Magic (0/10)	Light entertainment	10	3	5	1
It's your Business (CBN)	Education	10	5	3	1
It takes all Kinds	Drama — part indigenous (post-1966 cinema films)	3	1	2	½
Ivanhoe (API)	One-shot drama — indigenous or School-age children's quota (Category A)	21* 6*	6 2	10 5	2 2
I've got Gardenitis	Information	2	1	2	1
J					
Jackpot Money Tree	All other Australian programs	½	½	½	½
Jackpot Quiz	All other Australian programs	½	½	½	½
Japanese Gymnasts (HSV)	Information	2	1	2	1
Jaws of Death	Documentary or School-age children's quota (Category B)	5 5	2 —	3 5	1 —
Jedda (Eastman colour version)	Post-1966 cinema films — indigenous (Produced pre-1966 but additional production work undertaken post-1966)	4	1	3	½
Jeopardy	School-age children's quota (Category A)	5	2	5	2
Jest for Laughs (TVW)	Light entertainment	4	1	3	½
Jill	Light entertainment	10	3	5	1
Jimmy Hannan Show (GTV)	Light entertainment	7	2	4	1
Joe the Gadget Man	Information	½	½	½	½
Jonah	Drama series — indigenous	5	2	4	1
Journey to a Legend	Documentary	6*	2	3	1
Junior Jury	School-age children's quota (Category A)	5	2	5	2
Junior Magazine	School-age children's quota (Category A)	5	2	5	2
Junior Red Cross (TNT)	Non-quota children's programs	2	1	2	1
Junior Spotlight (STW)	Light entertainment	4	1	3	½
Junior World (STW)	Kindergarten programs	3	1	3	1
K					
KA 5 — No Gimmicks this Time	Documentary	5	2	3	1
Kaleidoscope (TNT)	Information	1	½	1	½
Kamahl at the Capitol	Light entertainment	8	2	4	1
Kamahl — Making of a Superstar (Martin Williams Ltd production)	Light entertainment	7	2	4	1
Kamahl — The Best Years of my Life	Light entertainment	6	2	3	1

APPENDIX O—*continued*
PROGRAM INFORMATION BULLETIN
CONSOLIDATED LIST
as at 30 June 1977

Programs	Category	POINTS PER HOUR			
		Peak Time		Off Peak	
		1st Release	1st Repeat	1st Release	1st Repeat
Kaper Kops	Non-quota children's programs	2	1	2	1
Karma (VEW)	Light entertainment	6	2	3	1
Keep Smiling — Tony Barber and Friends	Light entertainment	9	2	5	1
Kidnapped (API)	One-shot drama — indigenous or School-age children's quota (Category A)	21* 6*	6 2	10 5	2 2
Kindy	Kindergarten	3	1	3	1
King of Pop	Light entertainment	6	2	3	1
King's Kitchen	Information	2	1	2	1
King's Men, The (series)	Drama series — indigenous	5	2	4	1
King's Men	One-shot drama — indigenous	20	6	10	2
Knit and Sew Better	Information	½	½	½	½
Koko's Corner (TVT)	Non-quota children's programs (for half duration)	2	1	2	1
Krazy Kat (cartoon series)	Non-quota children's programs (for half duration)	2	1	2	1
Kwang Chow Acrobatic Troupe	Light entertainment	4	1	3	½
L					
Lana Cantrell at Her Majesty's	Light entertainment	7	2	4	1
Land God Forgot, The	Documentary	5	2	3	1
Landline	Information	5	2	5	2
Landmark	Information	5	2	5	2
Last of the Australians, The	Drama series — indigenous	5	2	4	1
Last of the Australian Whalers, The	Documentary or School-age children's quota (Category B)	5 5	2 —	3 5	1 —
Last of the Mohicans, The (Hanna Barbera)	Drama — part indigenous or School-age children's quota (Category A)	15 5	4 2	8 5	2 2
Legend of Robin Hood	One-shot drama — indigenous or School-age children's quota (Category A)	21* 6*	6 2	10 5	2 2
Lend me your Ears	All other Australian programs	½	½	½	½
Leningrad Kirov Ballet (Palais Theatre)	The arts	10	5	3	1
Leslie Uggams at Wrest Point	Light entertainment	5	2	3	1
Let's make a Deal	Light entertainment	½	½	½	½
Let's talk Fishing	Information	2	1	2	1
Leyland Brothers	Documentary	5	2	3	1
Liberace (GTV)	Light entertainment	4	1	3	½
Liberace in Australia	Light entertainment	6	2	3	1
Library News	Non-quota children's programs	2	1	2	1
Little League (TNT)	Non-quota children's programs	2	1	2	1
Living Electrically	Information	1	½	1	½
Living Graciously	Information	1	½	1	½
Living in the '70's	Information	1	½	1	½
Lobo in Concert	Light entertainment	5	2	3	1
Logie Awards (1975)	Light entertainment	5	2	3	1
Lone Ranger (cartoon series)	Non-quota children's programs (for half duration)	2	1	2	1
Long Play	Light entertainment	2	½	1	½
Looking In (NBN)	School-age children's quota (Category A)	5	2	5	2

APPENDIX O—*continued*
PROGRAM INFORMATION BULLETIN
CONSOLIDATED LIST
as at 30 June 1977

Programs	Category	POINTS PER HOUR			
		Peak Time		Off Peak	
		1st Release	1st Repeat	1st Release	1st Repeat
Look, Listen, Laugh and Learn	School-age children's quota (Category A)	5	2	5	2
Lost Islands, The	School-age children's quota (double quota for first run, single quota for subsequent runs) (Category A) or	11*	5	10	5
Lovelace Watkins	Drama serials — indigenous	6	½	3	½
Variety Special	Light entertainment	5	2	3	1
Luke's Kingdom	Drama series — part indigenous	5	2	3	1
M					
Maggie May	Documentary	6*	2	3	1
Magicat (STW)	Kindergarten programs	3	1	3	1
Magic Circle Club	Non-quota children's programs	2	1	2	1
Magic Medallion (Eric Porter Production)	One-shot drama — indigenous	21*	6	10	2
Make the Grade (DDQ)	Non-quota children's programs if televised in family and children's time, otherwise entertainment	2	1	2	1
	Light	½	½	½	½
Making Friends with the Arts (STV)	Non-quota children's programs	2	1	2	1
Making of 'Sunday Too Far Away'	Documentary	5	2	3	1
Malcolm Muggeridge: Mr Punch (TVW)	Current affairs	5	2	5	2
Mamma's Gone-a-Hunting	'Specials' quota and one-shot drama — indigenous	20	6	10	2
		20	6	10	2
Mancini Magic	Light entertainment	6	2	3	1
Mansudae Art Troupe (TVW)	Light entertainment	3	1	2	½
Mark Holden: All You Need is Love	'Specials' quota	20	6	10	2
Marriage Confidential	Information	2	1	2	1
Marvellous Munchkin Show	Kindergarten	3	1	3	1
Mass for you at home	All other Australian programs	½	½	½	½
Master of the World (API)	One-shot drama — indigenous or School-age children's quota (Category A)	21*	6	10	2
		6*	2	5	2
Matlock Police	Drama series — indigenous	5	2	4	1
Matlock Police Episodes: A Quiet Little Place' 'The Hill' 'Billy Muggins'	Drama — part indigenous (written by Hamish Keith, a New Zealander)	4	1	3	½
Maumill Show, The	Light entertainment	5	2	3	1
McCloud Episode: 'Night of the Shark'	Drama — part indigenous (special points progression — eligible for drama requirement)	2	½	1	½
McManus M.P.B.	One-shot drama — indigenous	20	6	10	2
Meet Your Member (RVN/AMV)	Current affairs	5	2	5	2
Melbourne Cup	Information (sport)	1	½	1	½
Merry Widow	'Specials' quota	20	6	10	2
Mikado, The (SAFC)	The arts	10	5	3	1
Mike Walsh at the Opera House	Light entertainment	6	2	3	1
Mike Walsh Show	Current affairs	5	2	5	2
Miss Australasian Beach Girl 1977	Light entertainment	9	2	5	1
Miss Australasian Beach Girl 1976	Light entertainment	4	1	3	½

APPENDIX O—*continued*
PROGRAM INFORMATION BULLETIN
CONSOLIDATED LIST
as at 30 June 1977

Programs	Category	POINTS PER HOUR			
		Peak Time		Off Peak	
		1st Release	1st Repeat	1st Release	1st Repeat
Miss Australia Final (Miss New South Wales)	Light entertainment	4	1	3	½
(Miss Tasmania)	Light entertainment	3	1	2	½
(Miss Victoria)					
(Miss South Australia)					
Miss Personality: TVQ SAS and TVW	Light entertainment	3	1	2	½
Miss South Australia Beach Girl Final (NSW)	Light entertainment	6	2	3	1
Miss Teenage 1975 (HSV)	Light entertainment	3	1	2	½
Miss West Coast 1977	Light entertainment	4	1	3	½
Molecules to Man	Education	9	2	5	1
Moods of Fashion	Information	10	5	3	1
Moomba Opening Concert	Light entertainment	½	½	½	½
Motor Scope (NBN)	All other Australian programs	9	2	5	1
Moving On	One-shot drama — indigenous	21*	6	10	2
Murcheson Creek	One-shot drama — indigenous	20	6	10	2
Mrs Finnegan	Drama series — indigenous	5	2	4	1
Music for the People (HSV)	Light entertainment	6	2	3	1
My Name's McGooley, What's Yours?	Drama series — indigenous	6*	2	4	1
My Song For You	All other Australian programs	½	½	½	½
Mysterious Island (API)	One-shot drama — indigenous or school age children's quota	21*	6	10	2
		6*	2	5	2
N					
Naked Bunyip	Documentary	5	2	3	1
Naked Coast, The	Documentary	5	2	3	1
Name to Remember	All other Australian programs	½	½	½	½
Name That Tune	Light entertainment	4	1	3	½
National Fitness Club (MVQ)	Non-quota children's programs	2	1	2	1
National Nine Speedway	Direct coverage of sporting events	1	½	1	½
National Roving Eye	Documentary	5	2	3	1
Nature of Things, The (CBC)	School-age children's quota (Category C)		Imported	— no points	
Nature Walkabout	Documentary	5	2	3	1
Nauru, The Richest Nation on Earth	Documentary	5	2	3	1
Neil Diamond 'Thank You Australia' Concert	Light entertainment	4	1	3	½
Nerve Deafness Fund: Command Performance (ATV)	Light entertainment	9	2	5	1
New Club Show (ATN)	Light entertainment	6	2	3	1
New Faces (GTV)	Light entertainment	5	2	3	1
New Life	Information	5	2	5	2
New Mickey Mouse Club	School-age children's quota (Category C)		Imported	— no points	
Newsbeat	Current affairs	5	2	5	2
Newsday (STW)	Current affairs	5	2	5	2
Nickel Queen	Post-1966 Cinema Films	6*	2	4	1
Night of Stars 1975	Light entertainment	9	2	5	1
No Bras to Burn	Documentary	5	2	3	1
No Man's Land	Current affairs	5	2	5	2
No More Bulldust (TVW)	Documentary	5	2	3	1
Northern Contact (TNQ)	Current affairs	5	2	5	2

APPENDIX O—continued
PROGRAM INFORMATION BULLETIN
CONSOLIDATED LIST
as at 30 June 1977

Programs	Category	POINTS PER HOUR			
		Peak Time		Off Peak	
		1st Release	1st Repeat	1st Release	1st Repeat
North Queensland Spotlight	Current affairs	5	2	5	2
Now Crowd, The	Non-quota children's programs	2	1	2	1
Number 96	Drama serials — indigenous	5	½	3	½
Number 96 (Movie)	Post-1966 Cinema Films — indigenous	5	2	4	1
O					
O'Keefe at the Cathedral — For Christ's Sake Help the Kids	School-age children's quota (Category A)	6*	2	5	2
Oliver and the Artful Dodger (Hanna Barbera)	Drama — part indigenous or school-age children's quota (Category A)	15 5	4 2	8 5	2 2
Olympiad, The ep: The Australian Athlete	Documentary (other nine episodes of series regarded as imported matter)	5	2	3	1
Olympic Games Coverage (live & delayed presentations)	News	5	2	5	2
On Location (TNQ/FNQ)	Documentary	5	2	3	1
On the Go (TVT)	School-age children's programs (Category A)	5	2	5	2
On the Land (STV)	Information	5	2	5	2
On the Line (TEN)	All other Australian programs	½	½	½	½
On This Day	Documentary	5	2	3	1
One in a Million (TVQ)	Light entertainment	½	½	½	½
Open to Change (SAFC)	Documentary	5	2	3	1
Opening of Perth Entertainment Centre (TVW)	Light entertainment	5	2	3	1
Openly in the City (SAFC)	Education	10	5	3	1
Opportunity Knocks	Light entertainment	9	2	5	1
Orton's Old Time Music Hall	Light entertainment	7	2	4	1
Outside the Walls (STW)	Documentary	5	2	3	1
Owl's Place (TNT/ATF)	Drama series — indigenous	6*	2	4	1
Owl and the Pussycat, The (NRN/RTN)	Light entertainment or School-age children's quota (Category A)	10 5	3 2	5 5	1 2
P					
Pacific, Pacific	Documentary	5	2	3	1
Paddy's Adventures (TNT/ATF)	Kindergarten programs	4*	1	3	1
Paradise	One-shot drama — indigenous	20	6	10	2
Parent-Teacher Interview (SAFC)	Information	2	1	2	1
Paul Hogan Pays Back Glen Campbell	Light entertainment	12	3	6	1
Paul Hogan Show (Seven Network)	Light entertainment	12	3	6	1
Paul Hogan Show No. 1	'Specials' quota) Nine Network	20	6	10	2
Paul Hogan Show No. 2	'Specials' quota) Nine Network	20	6	10	2
Paul Sharratt's Tonight Show (QTQ)	Light entertainment	6	2	3	1
Penguin Awards	Light entertainment	7	2	4	1
Pennyweathers	Light entertainment	8	2	4	1
Penthouse Club	Light entertainment	5	2	3	1
People (NWS)	Current affairs	5	2	5	2
People and Places (NRN)	Current affairs	5	2	5	2
People in Conflict	Information	2	1	2	1
People Next Door	Drama series — indigenous	6*	2	4	1
Petersen	Post-1966 Cinema Films — indigenous	6*	2	4	1

APPENDIX O—*continued*
PROGRAM INFORMATION BULLETIN
CONSOLIDATED LIST
as at 30 June 1977

Programs	Category	POINTS PER HOUR			
		Peak Time		Off Peak	
		1st Release	1st Repeat	1st Release	1st Repeat
Phoenix Five (Already televised by A.B.C. in most areas)	Drama Series — indigenous or School-age children's quota (Category B)	5 5	2 2	4 5	1 2
Phonogram Gold Fever	Light entertainment	7	2	4	1
Pilger in Australia	Current affairs	5	2	5	2
Pieces of Eight (VEW)	Current affairs	5	2	5	2
Pixie's Book of the Week	Non-quota children's programs	2	1	2	1
Playroom	Kindergarten programs	3	1	3	1
Play Your Hunch	Light entertainment	½	½	½	½
Point of View	Current affairs	5	2	5	2
Police Seven (CTC)	Information	4	1	4	1
Polly Me Love	One-shot drama—indigenous	20	6	10	2
Pot of Gold	Light entertainment	4	1	3	½
Probe (ATN)	Information	2	1	2	1
Price is Right, The	Light entertainment	½	½	½	½
Prime Minister's Press Conference	Current affairs	5	2	5	2
Prince and the Pauper, The (API)	One-shot drama—indigenous or School-age children's quota (Category A)	21* 6*	6 2	10 5	2 2
Princess of Industry Quest (ADS)	Light entertainment	5	2	3	1
Professor and the Enquiring Mind, The	School-age children's quota (Category A) Education	5 10	2 5	5 3	2 1
Q					
Queen of the Pacific (1975)	Light entertainment	4	1	3	½
Queensland Fair, The (QTQ)	Information	2	1	2	1
Quests of Quests	Light entertainment	5	2	3	1
Quiz Quest (TNT)	Non-quota children's programs	2	1	2	1
R					
Radiant Living	Information	1	½	1	½
Rape	Documentary	5	2	3	1
Ready, Set, Go (ADS)	Kindergarten programs	3	1	3	1
Red Cross Gala Performance (ATN)	Light entertainment	10	3	5	1
Refugee, The (Austcare)	Documentary	5	2	3	1
Reg Lindsay's Country Homestead	Light entertainment	6	2	3	1
Relaxing with Roma	Information	1	½	1	½
Return to Anzac	Documentary	5	2	3	1
Rich Man, Poor Man, Beggar Man, Thief (Austcare)	Documentary	5	2	3	1
Rick Wakeman in Concert	Light entertainment	5	2	3	1
Ride the Wild River (STW)	Documentary	6*	2	3	1
Riptide	Drama series—indigenous	5	2	4	1
Road Forward (CTC)	Current affairs	5	2	5	2
Roberta Flack in Concert	Light entertainment	5	2	3	1
Robinson Crusoe (API)	One-shot drama—indigenous or School-age children's quota (Category A)	21* 6*	6 2	10 5	2 2
Rock Around Australia (SAS)	School-age children's quota (Category A)	5	2	5	2
Rock 'N' Roll Circus	Light entertainment	3	1	2	½
Rock'n Roll Milk Bar	Light entertainment	1	½	1	½
Rocket Robin Hood	Non-quota children's programs (for half duration)	2	1	2	1

APPENDIX O—continued
PROGRAM INFORMATION BULLETIN
CONSOLIDATED LIST
as at 30 June 1977

Programs	Category	POINTS PER HOUR			
		Peak Time		Off Peak	
		1st Release	1st Repeat	1st Release	1st Repeat
Rod Cromwell, M.D.	One-shot drama—indigenous	21*	6	10	2
Rod Hull and Emu	Light entertainment	6	2	3	1
Rock Show (QTQ)	Light entertainment (for complete program)	2	½	1	½
Rod Stewart in Australia	Light entertainment	5	2	3	1
Rolf Was Here (TVW)	Light entertainment	6	2	3	1
Romper Room	Kindergarten program	3	1	3	1
Rovers, The	Drama series—indigenous or School-age children's quota (Category B)	6*	2	4	1
Roving Eye	Documentary	5	2	3	1
Royal Visit	News	5	2	5	2
Roy Hampson Show	Information	1	½	1	½
Russian Variety Spectacular	Light entertainment	3	1	2	½
Ryan	Drama series—indigenous	5	2	4	1
S					
Safety Sevens (TNQ)	Non-quota children's programs	2	1	2	1
Samantha Sang and Rocked the World (ATV)	Light entertainment	12*	3	6	1
Sammy Davis Jr. in Australia	Light entertainment	5	2	3	1
Saturday Show (TVQ) (Live segments)	Non-quota children's programs	2	1	2	1
Say it With Music	Light entertainment	5	2	3	1
Search for the Eagle	Documentary	6*	2	3	1
Sea-Snakes of the Coral Sea	Documentary	5	2	3	1
Secret Doors	One-shot drama—indigenous	20	6	10	2
Seekers	Light entertainment	8	2	4	1
Set, The	Post-1966 cinema films indigenous	6*	2	4	1
Seven Goes Pop (BTQ)	Non-quota children's program	2	1	2	1
Seven's Penthouse Club	Light entertainment	5	2	3	1
Sew Easy	Information	½	½	½	½
Shadows (Thames Television)	School-age children's quota (Category C)				
Eps: The Future Ghost					
The Waiting Room					
An Optical Illusion					
After School					
Imported—no points					
The Witch's Bottle					
Dutch Schilitz's Shoes					
The Other Window					
Shannon's Mob	Drama series—indigenous	5	2	4	1
Shari Lewis and Friends	Light entertainment	4	1	3	½
Sharkhunter, The (TVW/SAS)	Documentary	5	2	3	1
Sheffield Shield Cricket	Information (sport)	1	½	1	½
Shirley Bassey	Light entertainment	5	2	3	1
Shirley Bassey: Superstar	Light entertainment	5	2	3	1
Shopping Guides	Information	½	½	½	½
Showcase Auditions (NWS)	Light entertainment	4	1	3	½
Sigley in Hong Kong/ Sigley in New Zealand	Light entertainment	7	2	4	1
Silent Number	Drama series—indigenous	5	2	4	1
Simple Art of Egg Cookery	Information	2	1	2	1
Six Tonight (BTV)	Light entertainment	7	2	4	1
Skippy	Drama series—indigenous or School-age children's quota (Category B)	6*	2	4	1
		6*	2	5	2

APPENDIX O—continued
PROGRAM INFORMATION BULLETIN
CONSOLIDATED LIST
as at 30 June 1977

Programs	Category	POINTS PER HOUR			
		Peak Time		Off Peak	
		1st Release	1st Repeat	1st Release	1st Repeat
Skyhooks Live	Light entertainment	5	2	3	1
Slimming with Pat	Information	½	½	½	½
Smiley Gets a Gun	All other Australian programs	½	½	½	½
Snake Gully with Dad 'n Dave	Drama series—indigenous	6*	2	4	1
Social Calendar	Information	2	1	2	1
Solo One	School-age children's quota (eligible for double quota for 1st run, single quota for subsequent runs) (Category A) or	11*	5	10	5
	Drama series—indigenous	6*	2	4	1
Somewhere To Go (SAFC)	Documentary	5	2	3	1
So Much To Give	Documentary	5	2	3	1
Sound of Christmas (1974)	Light entertainment	12*	3	6	1
Sound On, Vision On (STW)	School-age children's quota (Category A)	5	2	5	2
Sound Unlimited (ATN)	Light entertainment (for complete program)	2	½	1	½
Sounds Like Nanette (HSV)	Light entertainment	10	3	5	1
Speck in the Sky	'Specials' quota (STW only) or Documentary (other stations)	20	6	10	2
	Documentary	5	2	3	1
Speedway from Claremont	Direct coverage of sporting events	1	½	1	½
Spellbound	Light entertainment	1	½	1	½
Spending Spree	Light entertainment	½	½	½	½
Spiral Bureau, The	One-shot drama—indigenous	20	6	10	2
Split Second	Light entertainment	½	½	½	½
Spoiler, The	Drama series—indigenous	5	2	4	1
Sports Action	All other Australian programs	½	½	½	½
Sports Club (TNT)	All other Australian programs	½	½	½	½
Sportscene	All other Australian programs	½	½	½	½
Sports '76 (AMS/002)	Documentary	5	2	3	1
Spotlight (STW)	Light entertainment	5	2	3	1
S'prize Party (BTQ)	Light entertainment	1	½	1	½
Spyforce	Drama series—indigenous	6*	2	4	1
Squeeze a Flower	Drama—part—indigenous (post-1966 cinema films)	4*	1	2	½
Stamps With a Story	Non-quota children's programs	2	1	2	1
Stamp World (CTC)	Non-quota children's programs	2	1	2	1
Star Quest (NBN)	Light entertainment	5	2	3	1
Stars of the Future	Light entertainment	5	2	3	1
Stalk in Terror at Twenty Fathoms	Documentary or School-age children's quota (Category B)	5	2	3	1
		5	—	5	—
Stork	Post-1966 cinema films—indigenous	6*	2	4	1
Strange Partners of the Coral Reef	Documentary	5	2	3	1
Studio 9	Light entertainment	6	2	3	1
Stuntmen, The	Documentary	5	2	3	1
Sullivans, The	Drama serials—indigenous	5	½	3	½
(in addition music bonus applies to one hour of serial in each week)					
Summer Promenade Concert (ATV)	Light entertainment	6	2	3	1
Sunbury Pop Festival (1974) (0/10)	Light entertainment	5	2	3	1
Sunday Magazine					
(Newsreel)	Documentary	5	2	3	1
(Religious)	All other Australian programs	½	½	½	½

APPENDIX O—*continued*
PROGRAM INFORMATION BULLETIN
CONSOLIDATED LIST
as at 30 June 1977

Programs	Category	POINTS PER HOUR			
		Peak Time 1st Release	1st Repeat	Off Peak 1st Release	1st Repeat
Sunday Night at the Opera House	Light entertainment				
(a) Rolf Harris & all Australian		10	3	5	1
(b) Helen Reddy		9	2	5	1
(c) Petula Clark, Harry Secombe, Digby Wolfe, Cliff Richard, Reg Varney, Dave Allen, Des O'Connor, Rod McKuen, David Frost, Diahann Carroll		8	2	4	1
(d) Carol Burnett		7	2	4	1
Sunrise Semester	Education	10	5	3	1
Sunstruck	Drama—part indigenous Post-1966 cinema films	5*	1	3	½
Super Flying Fun Show	Non-quota children's programs	2	1	2	1
Supernatural Influence	Documentary	5	2	3	1
Super Seven	Light entertainment	½	½	½	½
Swami Sarasvati	Information	1	½	1	½
Swiss Family Robinson (API)	One-shot drama—indigenous or School-age children's quota (Category A)	21*	6	10	2
Switched on Living	Information	6*	2	5	2
		1	½	1	½
T					
TAA Junior Flyers' Club	Non-quota children's programs	2	1	2	1
Tales of Washington Irving (API)	One-shot drama—indigenous or School-age children's quota (Category A)	21*	6	10	2
		6*	2	5	2
Tandarra	Drama series—indigenous	6*	2	4	1
Tea and Biscuits (BTW)	Information	1	½	1	½
Teaching Reading in Upper Primary School (SAFC)	Education	10	5	3	1
Teleclub	Non-quota children's programs	2	1	2	1
Telethons	Light entertainment	1	½	1	½
Television Society Awards (Penguins)	Light entertainment	7	2	4	1
Television Tutorial	Education	10	5	3	1
Temptation	Light entertainment	½	½	½	½
Thank You Perth (STW)	Light entertainment	6	2	3	1
That's the Difference	All other Australian programs	½	½	½	½
These Children Are Ours	Information	2	1	2	1
They Call It Cooper's Creek	Documentary	5	2	3	1
They Don't Shoot Tigers Every Day	Documentary	5	2	3	1
They're a Weird Mob	Post-1966 cinema films—indigenous	6*	2	4	1
They're Racing	All other Australian programs	½	½	½	½
They Said it Wouldn't last (Number 96)	Documentary	5	2	3	1
Thicker Than Water	One-shot drama—indigenous	20	6	10	2
\$30 000 Treasure Hunt	Light entertainment	½	½	½	½
This Is Your Life	Light entertainment	10*	3	5	1
This Week	Current affairs	6*	2	5	2
This Week Has Seven Days	School-age children's quota (Category A)	5	2	5	2
This Week in Agriculture	Information	5	2	5	2
This Week on Film (SEQ)	Current affairs	5	2	5	2
Thomas Edmond's Sound of Christmas (SAS)	Light entertainment	7	2	4	1

APPENDIX O—continued
PROGRAM INFORMATION BULLETIN
CONSOLIDATED LIST
as at 30 June 1977

Programs	Category	POINTS PER HOUR			
		Peak Time		Off Peak	
		1st Release	1st Repeat	1st Release	1st Repeat
Three Musketeers, The (Hanna Barbera)	One-shot drama—indigenous or School-age children's quota (Category A)	20	6	10	2
Through Inner Space	Documentary or School-age children's quota (Category B)	5	2	5	2
Time Capsule at Three Fathoms	Documentary	6*	2	3	1
Time for Living	School-age children's quota (Category A)	6*	—	5	—
Time Out	All other Australian programs	6*	2	3	1
Tiny Time	Kindergarten programs	5	2	5	2
Tomorrow Living	Information	½	½	½	½
Tom Sullivan — If you could see as I can hear	Light entertainment	3	1	3	1
Tonight on the Town (NBN)	Light entertainment	1	½	1	½
Tonight with Frank Jones (CTC)	Light entertainment	6	2	3	1
Ton of Ashes, A	Documentary	5	2	3	1
Tony Barber Show (ATN-local)	Light entertainment	7	2	4	1
Tony Barber Show	Light entertainment	9	2	5	1
Topic (MVQ)	Current affairs	5	2	5	2
Top of the Bill (BTQ)	Light entertainment	11	3	6	1
To the Land of the Morning Calm	'Specials' quota	20	6	10	2
Touch of Elegance (SAS)	Information	1	½	1	½
Touch of Tartan (NBN)	Light entertainment	6	2	3	1
Trans-World Top Team	Non-quota children's programs	2	1	2	1
Travel Talk (NWS)	Information	1	½	1	½
Travel Time (NBN)	Information	1	½	1	½
Travels of Marco Polo (API)	One-shot drama—indigenous or School-age children's quota (Category A)	21*	6	10	2
Trav'lin Out West	Light entertainment	6*	2	5	2
Treasure Island (API)	One-shot drama—indigenous or School-age children's quota (Category A)	21*	6	10	2
Triad (STV)	School-age children's quota (Category A)	6*	2	5	2
True Blue Show	Light entertainment	5	2	5	2
TV Fight of the Week	Direct coverage of sporting events	9	2	5	1
TV Kitchen	Information	1	½	1	½
TV Ringside	Direct coverage of sporting events	1	½	1	½
Twelve Gifts (API)	One-shot drama—indigenous or School-age children's quota (Category A)	21*	6	10	2
20 000 Leagues Under the Sea (Hanna Barbera)	One-shot drama—indigenous or School-age children's quota (Category A)	6*	2	5	2
\$25 000 Great Temptation	Light entertainment	20	6	10	2
24 Hours (0/10)	Current affairs	5	2	5	2
25 Steps — Story of Dennis Lillee	Documentary	½	½	½	½
Twenty Years of Television	Documentary	5	2	3	1
Two On the Aisle	The arts	6*	2	3	1
Two-Up Goes Legal	Light entertainment	5	2	3	1

APPENDIX O—continued
PROGRAM INFORMATION BULLETIN
CONSOLIDATED LIST
as at 30 June 1977

Programs	Category	POINTS PER HOUR			
		Peak Time		Off Peak	
		1st Release	1st Repeat	1st Release	1st Repeat
U					
Uncle Ben's Buddies' Club	Non-quota children's programs	2	1	2	1
Undersea Adventures of Capt. Nemo	School-age children's quota (Category B)	5	2	5	2
Undertakers, The	One-shot drama—indigenous	20	6	10	2
University — A New Way of Life (WIN)	Education	10	5	3	1
Unisexers	Drama series—indigenous	6*	½	3	½
Unloved, The	Drama series—indigenous	5	2	4	1
Unspeaking Crime	Documentary	5	2	3	1
Until Tomorrow	Drama series—indigenous	5	½	3	½
Up the Convicts	One-shot drama—part indigenous	12	3	6	1
Up, Up and Away (DDQ)	Light entertainment	7	2	4	1
Uranium on Trial	Documentary	6*	2	3	1
V					
Valley of the Dinosaurs (Hanna-Barbera)	School-age children's quota (Category A)	5	2	5	2
Variety Club Awards (The Sammys)	Light entertainment	6	2	3	1
Variety Italian Style (complete program)	Light entertainment	1	½	1	½
Variety Spectacular (NBN)	Light entertainment	7	2	4	1
Vietnam: A Scorched Earth Reborn	Documentary	5	2	3	1
Viewpoint	All other Australian programs	½	½	½	½
Vi's Pad	Information	1	½	1	½
Voice of the Student	Light entertainment	4	1	3	½
W					
Wait Till Your Father Gets Home (Hanna-Barbera)	Drama—part indigenous or School-age children's quota (Category B)	4*	1	2	½
Wake in Fright	Drama—part Indigenous Post-1966 cinema films	5*	1	3	½
Water Babies	School-age children's quota (Category A)	5	2	5	2
Waters Below, The (SAFC)	Education	10	5	3	1
Westlakes — A Place to Live, Work and Play (SAFC)	Documentary	5	2	3	1
W.A. Model and Mannequin of the Year	Light entertainment	4	1	3	½
Walk a Young World	School-age children's quota (Category A)	5	2	5	2
Wednesday At Home (STV)	Information	1	½	1	½
What in the World	School-age children's quota (Category A)	5	2	5	2
What's Happened to the Australian Horse	Documentary	5	2	3	1
Where the Music Takes Us—On Campus (TVW)	Light entertainment	5	2	3	1
Whiplash	Drama series—indigenous	5	2	4	1
Who's That Knocking at My Door	Non-quota children's programs	2	1	2	1
Who's Nude . . . Who Cares	Documentary	5	2	3	1
Who, What or Where	School-age children's quota (Category A)	5	2	5	2

APPENDIX O—continued
PROGRAM INFORMATION BULLETIN
CONSOLIDATED LIST
as at 30 June 1977

Programs	Category	POINTS PER HOUR			
		Peak Time		Off Peak	
		1st Release	1st Repeat	1st Release	1st Repeat
Wicked City, The	One-shot drama—indigenous	20	6	10	2
Wild River Journey	Documentary or School-age children's quota (Category B)	5	2	3	1
Willesee	Current affairs	5	2	5	2
Willesee at Seven	Current affairs	5	2	5	2
Wings	Light entertainment	4	1	3	½
Winky Dink Show	Kindergarten programs	3	1	3	1
Wool (SAFC)	The arts	10	5	3	1
Woman '75 (TVW)	Light entertainment	3	1	2	½
Woman's Angle	Information	1	½	1	½
Women's Week (BTQ)	Information	½	½	½	½
Woman's World	Information	½	½	½	½
Woman's World (STW)	Current affairs	5	2	5	2
Women Alone	Information	2	1	2	1
Wonder World (STW)	Non-quota children's programs	2	1	2	1
Wongatha (VEW)	Current affairs	5	2	5	2
Woobinda—Animal Doctor	Drama series—indigenous or School-age children's quota (Category B)	6*	2	4	1
World Around Us, The	All other Australian programs	½	½	½	½
World Championship Wrestling	Light entertainment	½	½	½	½
World Masters Snooker Championship	Information (sport)	1	½	1	½
World of Faces and Places	Documentary	5	2	3	1
World of Kung Fu, The	Documentary	5	2	3	1
World of Sport	All other Australian programs	½	½	½	½
World With Us, The	All other Australian programs	½	½	½	½
Wotsa-Name Show	Non-quota children's programs	2	1	2	1
Wreck of the Batavia (TVW)	Documentary	5	2	3	1
Wreck of the Batavia (Grundy)	Documentary	5	2	3	1
Y					
Yellow House	School-age children's quota (Category A)	5	2	5	2
You Can't See Round Corners	Drama series—indigenous	6*	2	4	1
You Just Don't Realise	Documentary	5	2	3	1
You Say The Word	Education	10	5	3	1
Young Australians	Documentary	5	2	3	1
Young Doctors, The (In addition music bonus applies to one hour of serial in each week.)	Drama series—indigenous	5	½	3	½
Young Seven (ADS)	Non-quota children's programs	2	1	2	1
Young Talent Time	Light entertainment or School-age children's quota (Category B)	6	2	3	1
(Includes one point per hour music bonus for Australian composed and performed music.)		5	2	5	2
Young World (TEN)	School-age children's quota (Category A)	5	2	5	2
You: Song (NBN/ATF)	Light entertainment	9	2	5	1
Youth Club News (BTW)	Non-quota children's programs	2	1	2	1
Youth Spectacular (TVW)	Light entertainment or School-age children's quota (Category A)	5	2	3	1
		5	2	5	2

APPENDIX O—*continued*
PROGRAM INFORMATION BULLETIN
CONSOLIDATED LIST
as at 30 June 1977

<i>Programs</i>	<i>Category</i>	<i>POINTS PER HOUR</i>			
		<i>Peak Time</i>		<i>Off Peak</i>	
		<i>1st Release</i>	<i>1st Repeat</i>	<i>1st Release</i>	<i>1st Repeat</i>
Z					
Zoopops	Non-quota children's programs	2	1	2	1
Zoom (formerly Sound On, Vision On (STW))	School-age children's quota (Category A)	5	2	5	2
Zoom (Public Broadcasting U.S.A.)	School-age children's quota (Category C)	Imported — no points			

* The three categories of school-age children's quota programs are:

- (A) Australian material produced in accordance with the Production Guidelines for Children's Television Programs, e.g. 'This Week has Seven Days' and 'Curiosity Show';
- (B) Australian material not specifically produced for children but which has been accepted on a limited basis for quota purposes, e.g. 'Young Talent Time' and certain documentaries; and
- (C) Certain imported programs, e.g. 'New Mickey Mouse Club'; 'Shadows' and Encyclopaedia Britannica series.

Circular Letters to Stations Issued by A.B.C.B. (1.7.76—31.12.76) and Tribunal (1.1.77—30.6.77)

Circular Letter T138 & B129

19 July 1976

Dear Sir,

TALKS BY MISS BETTINA ARNDT

On 17 September 1973 the Board issued Circular Letters B98 and T88 directing that all programs in which Miss Bettina Arndt takes part be pre-recorded so that they may be approved by station management before being transmitted.

The Board has now decided to lift the above restriction and therefore Circular Letters B98 and T88 are cancelled. Future live appearances by Miss Arndt should be in accordance with the provisions of paragraph 4 of the Board's Program Standards concerning the treatment of serious social issues.

Yours faithfully,
B. J. Connolly
Secretary

Circular Letter T139

30 July 1976

Dear Sir,

PROMOTION OF FEATURE FILMS ON TELEVISION

The Board has noted the recent development of new techniques used to promote television programs or cinema films other than by the use of trailers or extracts which have been classified by the Film Censor for televising at appropriate times. The techniques have included rapid sequential presentation of stills, or audio extracts from the sound tracks of films.

Your attention is drawn to paragraph 20 of the Board's Television Program Standards which requires that trailers and extracts from imported films must not be televised at times which are inappropriate to the classification of the film itself. The special provision of that paragraph which permits the use at other times of stills, graphics or oral announcements is not applicable to techniques such as those described above. The use of such techniques, therefore, must be confined to times appropriate to the classification of the film itself unless the promotional material has been classified by the Film Censor.

Yours faithfully,
B. J. Connolly
Secretary

It is understood that some copies of Board Circular Letter T138, issued on 19 July 1976, may have contained reference to earlier Circular Letters B97 and T86. These numbers are incorrect and should be amended to read B98 and T88.

B. J. Connolly
Secretary

Circular Letter B130

25 October 1976

Dear Sir,

BROADCASTING OF AUSTRALIAN MUSIC INTRODUCTION OF PLATEAU FOR ASSESSMENT OF AUSTRALIAN MUSIC PERFORMANCES

Stations which broadcast music almost exclusively for 24 hours a day experience more difficulty than others in finding a sufficient amount of Australian material to meet the requirement for Australian music performances of 20 per cent of music time.

The Board has decided, therefore, that from the date of this notice the Australian music performances content of stations will be calculated on the basis of a flat 300 items per day. This means that a station which broadcasts say 360 items per day would need at least 60 Australian singles (20% of 300) or 48 Australian album tracks to meet the requirement compared with at least 72 singles (20% of 360) or 58 album tracks under the existing arrangements.

In cases where the plateau of 300 broadcast items per day is not reached the normal requirement will continue to apply.

Compliance with the Australian compositions requirements (as distinct from performances) will continue to be based on the actual number of items played. I am to add, therefore, that stations exceeding 300 items per day are requested to continue to show the actual number of items played each day in Table 2 of Form B59. The relevant calculations will then be made in the Board's office.

Yours faithfully,
B. J. Connolly
Secretary

Circular Letter T140

25 October 1976

Dear Sir,

LATE APPROACHES TO FILM CENSORSHIP BOARD

The Chief Censor has expressed concern about a growing tendency for stations to make last-minute requests for special classifications to allow, for example, excerpts from 'R' certificate cinema films to be included in early evening news and current affairs programs. While the Film Censorship Board will continue to assist stations in meeting deadlines of this nature, it is apparent that if the present trend continues, stations may find that it will not always be possible for their requests to be met.

Your co-operation is requested, therefore, in arranging for submissions to the Film Censorship Board for television classifications to be made as far in advance of presentation as practicable.

Yours faithfully,
B. J. Connolly
Secretary

Circular Letter B131

29 October 1976

Dear Sir,

IMPLEMENTATION OF THE GENEVA 1975 M.F. BROADCASTING PLAN

The Regional Administrative LF/MF Broadcasting Conference (Regions 1 and 3) held in Geneva in 1975, in an Agreement, adopted a 9 kHz channel spacing Plan for amplitude modulated medium frequency broadcasting services. This new Plan is to come into effect at 0001 GMT on 23 November 1978. Australia is firmly committed to implementing its part of the Agreement.

A Co-ordination Committee, comprising representation from the Australian Broadcasting Control Board, the Postal and Telecommunications Department and National and Commercial operating bodies, has been established to plan and monitor all aspects of progress in implementing the Plan for Australian broadcasting services.

In accordance with its undertakings to the Committee, the Board is issuing this Circular Letter to notify the proposed new frequency assignments, under the terms of the Plan, for all Australian stations. These are set out in Appendix 1.

It is essential that each station should prepare for this changeover well in advance of the due date to ensure a smooth, prompt, and trouble-free conversion to the new Plan.

To this end it is proposed to establish a testing program with a view to making a preliminary check of every station on its new frequency before June 1977. These tests will be arranged by the Board's State Engineers, in co-operation with the stations, and the results will be reported to the Board's Head Office. So that these test programs might be facilitated, stations should make every endeavour to obtain the necessary crystals for their new assigned frequency as soon as possible or as requested in Appendix II.

In the case of those stations under consideration for a directional aerial system and a power increase to 5 kW, where the commissioning of such changed operating conditions is effected prior to November 1978 the Board proposes to check such stations on both the 10 kHz and 9 kHz channels at the time of commissioning.

The information in the reports arising from the testing program will guide the action to be undertaken by stations to effect any necessary changes to their installations. In the majority of cases only minor changes should be required, involving alterations to the tuning and, providing the correct adjustments are previously identified, cut-over on the actual day should be relatively simple. In a limited number of cases it may prove necessary to redesign tuning sections and procure components. It is strongly recommended that where this is found necessary, this action should be completed by April 1978.

The Board's State Engineer will arrange to check those stations where modifications have been performed to ensure that radiation patterns comply with both internal requirements and International Agreements and that other Technical Operating Conditions remain within specification.

The Committee seeks your comment on the above proposals and in particular on any difficulties which might be envisaged in executing the introduction of the Geneva Plan so far as your station is concerned. Your reply should be forwarded to the Headquarters of the Federation of Australian Radio Broadcasters who will co-ordinate the information and report the necessary data to the Board. It is again stressed that early preparedness is the key to a smooth and successful introduction of the Plan.

Yours faithfully,
B. J. Connolly
Secretary

9 kHz Spacing Plan

List of proposed channel allocations as at
21 October 1976

Channel	Frequency	Station	Channel	Frequency	Station
1	531	2KM Kempsey 3UL Warragul 4KZ Innisfail-Tully 6DL Dalwallinu 5UV Adelaide	26	756	4QA Mackay 6KW Kununurra 2TR Taree Wangaratta Corryong Paraburdoo
2	540	4QL Longreach 7SD Scottsdale	27	765	3LO Melbourne 2KA Katoomba*
3	549	2CR Orange	29	783	4TO Townsville 6VA Albany 4QG Brisbane 4QY Cairns 5RM Renmark Moruya 2EA Sydney
4	558	2ML Murwillumbah 4AM Atherton 6WA Wagin 7BU Burnie* Tomerong	30	792	2BA Bega 6WN Perth 2GL Glen Innes 3GI Sale 6GN Geraldton 4NA Nambour 4RK Rockhampton 6ED Esperance 7QT Queenstown 3CR Melbourne 2CY Canberra 6CA Carnarvon 4QB Maryborough 4QO Eidsvold 4GR Toowoomba 6AM Northam* 7HO Hobart 2GB Sydney 6DB Derby 3YB Warrnambool 6PR Perth* 4BH Brisbane 5AN Adelaide 2LM Lismore* 6BY Bridgetown 7AD Devonport 8HA Alice Springs
5	567	2BH Broken Hill 4JK Julia Creek	31	801	
6	576	4QR Brisbane	32	810	
7	585	Katherine Monarto	33	819	
8	594	3WV Horsham	34	828	
9	603	4GY Gympie 6PH Port Hedland 7ZL Hobart	35	837	
10	612	2FC Sydney 6NM Northam	36	846	
11	621	3AR* Melbourne	37	855	
12	630	4QN Townsville 7QN Queenstown	38	864	
13	639	4DD Toowoomba 5CK Port Pirie 4MS Mossman	39	873	
14	648	2NU Tamworth 6AL Albany 8DR Darwin	40	882	
15	657	2BY Byrock 6GF Kalgoorlie	41	891	
16	666	2CO Albury 6BE Broome 8KN Katherine Coonyella Pinnaroo	42	900	
17	675		43	909	
18	684	2KP Kempsey 6BS Busselton 8TC Tennant Creek	44	918	2XL Cooma* 4VL Charleville 6NA Narrogin* 3UZ Melbourne 4CD Gladstone Perth
19	693	4KQ Brisbane 5SY Streaky Bay	45	927	4AY Ayr 7ZR Hobart Charleville Meekatharra
20	702	2NR Grafton	46	936	2UE Sydney Thursday Island
21	711	4QW St. George 7NT Launceston Campbelltown	47	945	
22	720	4AT Atherton 6WF Perth 3MT Omeo 2AN Armidale	48	954	
23	729	5CL Adelaide			
24	738	2BL Sydney			
25	747	4QS Toowoomba			

<i>Channel</i>	<i>Frequency</i>	<i>Station</i>	<i>Channel</i>	<i>Frequency</i>	<i>Station</i>
49	963	3BO Bendigo	78	1224	3ZZ Melbourne
		6TZ Bunbury*	79	1233	2NC Newcastle
		4WK Warwick	80	1242	3TR Sale*
50	972	2MW Murwillumbah			8DN Darwin
		5DN Adelaide			5AU Port Augusta
51	981	3HA Hamilton*			4AK Oakey*
		4RO Rockhampton			
		6KG Kalgoorlie*			
52	990	2GZ Orange*	81	1251	2DU Dubbo
		8GO Gove	82	1260	3SR Shepparton
		6PM Perth*	83	1269	2SM Sydney
53	999	2NB Broken Hill	84	1278	3AW Melbourne
		2ST Nowra	85	1287	2TM Tamworth*
54	1008	4CA Cairns	86	1296	4BK Brisbane
		4IP Ipswich			5SE Mt. Gambier
		6GE Geraldton*	87	1305	Broome
		7EX Launceston*			Orbost
		2XX Canberra	88	1314	2GO Gosford
55	1017	2KY Sydney			5AD Adelaide*
		6WH Wyndham	89	1323	3BA Ballarat
56	1026	3DB Melbourne			Wollongong
		4MK Mackay	90	1332	3SH Swan Hill*
57	1035	Innisfail			4BU Bundaberg
		Onslow	91	1341	2LF Young
58	1044	2UH Muswellbrook	92	1350	3GL Geelong*
		5PI Crystal Brook			Blacktown
		4WP Weipa	93	1359	2NX Bolwarra*
59	1053	2CA Canberra	94	1368	4LM Mt. Isa
60	1062	3CV Maryborough			2GN Goulburn
		4SB Kingaroy	95	1377	3MP Melbourne
61	1071	2RG Griffith*			8AL Alice Springs
		6WB Katanning	96	1386	5AA Adelaide
62	1080	2MO Gunnedah	97	1395	2LT Lithgow
		4MI Mt. Isa			Monarto
		6IX Perth*	98	1404	2PK Parkes*
		7HT Hobart	99	1413	2KO Newcastle*
63	1089	3LK Horsham	100	1422	3XY Melbourne
		Moranbah	101	1431	2WL Wollongong
64	1098	4LG Longreach	102	1440	2CN Canberra
		6MD Merredin	103	1449	2MG Mudgee
		7LA Launceston	104	1458	2NM Muswellbrook
65	1107	2UW Sydney			5MU Murray Bridge
66	1116	4BC Brisbane	105	1467	3MA Mildura
		3EA Melbourne	106	1476	2BE Bega*
67	1125	Carnarvon			4ZR Roma
		Cobar	107	1485	2LG Lithgow
68	1134	2AD Armidale			4HU Hughenden
		3CS Colac	108	1494	2AY Albury
		6CI Collic	109	1503	2BS Bathurst
69	1143	2HD Newcastle			3AK Melbourne
70	1152	2WG Wagga	110	1512	2NA Newcastle
71	1161	4MB Maryborough	111	1521	2QN Deniliquin
		5PA Naracoorte	112	1530	2VM Moree*
		7FG Fingal			5LN Port Lincoln
72	1170	2CH Sydney	113	1539	2JJ Sydney
73	1179	3KZ Melbourne	114	1548	4QD Emerald
74	1188	2NZ Inverell	115	1557	2RE Taree
		6XM Exmouth	116	1566	4GM Gympie
75	1197	4GG Gold Coast*			7SH St. Helens
		5KA Adelaide*			2WA Wilcannia
76	1206	2GF Grafton			3NE Wangaratta*
		6KY Perth*	117	1575	Warrnambool
		2CC Canberra			Exmouth
77	1215	Launceston	118	1584	5MG Mt. Gambier
		Pemberton			5WM Woomera

Channel	Frequency	Station	Channel	Frequency	Station
119	1593	4SO Southport 5MV Renmark 2WN Wollongong	120	1602	2CP Cooma 3WL Warrnambool 5LC Leigh Creek

* Frequency allocation tentative only.

APPENDIX II.A. — 9 kHz PLAN PREPARATION Station

The planned 9 kHz channel spacing frequency for this station will be kHz.

As this new frequency is the only change in operating conditions that can be foreseen at this time it is requested that preparations for checking the 9 kHz operation be made as soon as possible.

APPENDIX II.B. — 9 kHz PLAN PREPARATION Station

The listed 9 kHz channel spacing frequency for your station will be kHz.

As changes to the operating conditions of this station may be required prior to the implementation of the 9 kHz plan, possibly involving a change in the assigned frequency, it is recommended that no preparation for the frequency test be undertaken for the present.

When the revised operating conditions have been determined you will be further advised, after which the preparations for checking the 9 kHz channel operation should be initiated.

APPENDIX II.C. — 9 kHz PLAN PREPARATION Station

The planned 9 kHz channel spacing frequency for this station will be kHz.

As this frequency is identical to your present allocation on 10 kHz spacing, no preparation for implementing the 9 kHz Plan is required.

Circular Letter T141

11 November 1976

Dear Sir,

TELEVISION TECHNICAL STANDARDS PICTURE TO SYNCHRONISING SIGNAL RATIO

Following a recommendation received from the Television Industry Technical Advisory Committee, the Board has determined an amendment to the 'Technical Standards for the Australian Television Service', to change the nominal ratio of the amplitude of the picture and synchronising signal from 100:40 to 7:3. The change was recommended following experience gained since the introduction of colour television which had brought to light certain operating and equipment supply difficulties if the earlier 100:40 ratio was retained. The change also brings the Australian system closer to the requirements of C.C.I.R. Recommendation 472-1, which is being adopted by the majority of countries operating 625 line P.A.L. colour television systems, to facilitate interchange of programs between these countries.

As a consequence of this change, it is necessary that the following changes also be made:

1. The nominal level of the colour synchronising burst shall be three-sevenths of the blanking to reference white interval (in lieu of four-tenths (40%) previously adopted).
2. The nominal level of the picture signal at points of interconnection shall be 700 millivolts (in lieu of an implied 714 millivolts). When coupled with the 7:3 ratio, this results in an implied nominal video signal level of one volt.

It is realised that immediate adoption of the above changes could create difficulties in operation and unnecessary expense in modification of facilities, and in consequence, the Board has determined that the tolerances on these nominal standards should be widened for a period of ten years in the case of equipment now in use or already ordered so as to encompass the previous 100:40 ratio. However all new equipment and facilities should comply with the nominal 7:3 standard.

The existing practice of describing the blanking to reference white interval in terms of 100 units will be retained, as this practice is convenient and widespread within the industry and there is no fundamental necessity for a change. As a consequence, however, the nominal level of the corresponding synchronising signal will become 43 units in lieu of 40 units. The Board's current draft 'Standards for the Technical Equipment and Operation of Television Stations' is being amended to adopt this practice.

The 'Technical Standards for the Australian Television Service' are currently being revised to incorporate the relevant alterations and will be published in due course.

Yours faithfully,
B. J. Connolly
Secretary

Dear Sir,

FOREIGN LANGUAGE PROGRAMS

For some time now the Board, industry bodies and relevant Government Departments have been engaged in an exchange of views relating to the presentation on radio and television of programs in languages other than English.

In the Board's view the presentation of programs to cater for the needs of ethnic communities in the service area of a station is highly desirable. With this in mind the Board in 1973 removed the limitations which had previously applied to the amount of time which could be devoted to such programs. At that time, however, the Board decided to retain those requirements relating to the provision of an adequate explanation in English and to the confining of foreign language advertising to foreign language programs.

Following the discussions which it has had with the bodies referred to above the Board has decided that its Standards should now be revised to remove existing differentiations between programs for ethnic communities and those for the community generally. At the same time the Board wishes to draw attention to the advantages which might be gained in inter-community understanding if programs, which are basically in a foreign language, are also able to be shared by English speaking Australians. A brief explanation in English of the nature and content of the programs may be a suitable means to that end.

The Board has decided, therefore, to revoke paragraphs 24 and 25 of the Broadcasting Program Standards and to replace these with the following:

Use of Foreign Languages

The presentation of programs to cater for the needs of ethnic communities in the service areas of stations is recommended. A brief explanation in English of the nature of the program and its content, where this procedure will aid the appreciation of the program by the English speaking audience, is desirable, but not mandatory.

It is recommended that when advertisements in a foreign language are presented in a program which is not in itself in that foreign language, a brief explanation in English of the advertisement might be included.

Yours faithfully,
B. J. Connolly
Secretary

Dear Sir,

FOREIGN LANGUAGE PROGRAMS

For some time now the Board, industry bodies and relevant Government Departments have been engaged in an exchange of views relating to the presentation on radio and television of programs in languages other than English.

In the Board's view the presentation of programs to cater for the needs of ethnic communities in the service area of a station is highly desirable. With this in mind the Board in 1973 removed the limitations which had previously applied to the amount of time which could be devoted to such programs. At that time, however, the Board decided to retain those requirements relating to the provision of an adequate explanation in English and to the confining of foreign language advertising to foreign language programs.

Following the discussions which it has had with the bodies referred to above the Board has decided that its Standards should now be revised to remove existing differentiations between programs for ethnic communities and those for the community generally. At the same time the Board wishes to draw attention to the advantages which might be gained in inter-community understanding if programs, which are basically in a foreign language, are also able to be shared by English speaking Australians. A brief explanation in English of the nature and content of the program may be a suitable means to that end.

The Board has decided, therefore, to revoke paragraphs 29 and 30 of the Television Program Standards and to replace these with the following:

Use of Foreign Languages

The presentation of programs to cater for the needs of ethnic communities in the service areas of stations is recommended. A brief explanation in English of the nature of the program and its content, where this procedure will aid the appreciation of the program by the English speaking audience, is desirable, but not mandatory.

It is recommended that when advertisements in a foreign language are presented in a program which is not in itself in that foreign language, a brief explanation in English of the advertisement might be included.

Yours faithfully,
B. J. Connolly
Secretary

TELETEXT TRANSMISSIONS

The Board has had under consideration applications from some licensees to introduce, on an experimental basis, a form of Teletext service. As most licensees will know, Teletext is a new phrase coined by agreement between the B.B.C. and the I.B.A. (U.K.) for a visual news and information service which can be transmitted during the vertical synchronising interval of a normal television picture transmission.

Attached is a news release and a background paper on Teletext issued by the Board today which explains the system in some detail.

The Board has obtained legal advice that the Teletext transmissions would be television transmissions within the meaning of the Broadcasting and Television Act and that, provided they are intended for reception by the general public, they would be covered by the terms of existing licences. It is therefore legally possible for stations to operate Teletext services immediately.

Nevertheless, it will be appreciated by licensees that for the protection of the quality of the normal television picture and for the efficient sharing of the transmission capacity of the vertical synchronising interval as between the Teletext and other useful signals, it is necessary to establish appropriate technical standards. A period of trial transmissions will be useful, not only to gauge public acceptance and the commercial potential of such a service, but also to assist in the final determination of such standards. Therefore, the Board's Engineering Division has been directed to prepare appropriate standards, in full consultation with the industry.

Accordingly, licensees are advised that the Board is prepared, upon application in respect of individual stations, to approve the operation of such a service.

Yours faithfully,
B. J. Connolly
Secretary

NEWS RELEASE

Some television stations may soon be testing a new development in television known as 'Teletext'. The Australian Broadcasting Control Board has advised Australian stations that their existing licences permit them to experiment with 'Teletext', provided they meet the Board's technical standards.

Announcing this today, the Board Chairman, Mr Myles F. E. Wright, also released a background paper on the new development. Mr Wright said the Board was releasing the paper in the hope of promoting public interest and discussion. A copy of the paper is attached.

Melbourne
2 December 1976

WHAT IS TELETEXT?

Teletext is a system which makes use of spare capacity present in the television transmission and reception system to provide a visual news and information system.

It is not generally realised that such spare capacity exists. It arises as follows:

For descriptive purposes, the picture which we see on an ordinary television screen may be thought of as being produced by a 'writing spot' which moves from top left to the bottom right of the screen, as it delivers each 'frame' to the screen. When the 'spot' gets to the bottom it has to then go to the top left again to begin the next frame. There is thus a very small but significant time gap during which nothing is being transmitted, while the 'spot' is going back to the top. This time is known as the vertical blanking interval.

During this time, additional transmissions can be made to the receiver. These transmissions can be stored in a memory device which may be either built into a set or a separate unit plugged into it. At appropriate times the information can be decoded, and made to appear in visual form, on the screen. It can be an overlay to the normal picture, or be displayed by itself. It can be printed words, or a still picture.

The vertical blanking interval has always been available, but unused. New developments in solid state electronics have now made reception and decoding devices practicable, so the time may be utilised.

The viewer cannot, of course, use the TV set to read printed messages transmitted via teletext, and to view ordinary programs simultaneously. (But it could be used, for instance, for film sub-titles or news flashes.)

The system known as Teletext is a system for transmitting, receiving, decoding and displaying transmissions during the vertical blanking interval. It has been developed jointly by the BBC and the IBA in Britain. Each of these bodies has introduced pilot services, on a 2-year trial basis.

Plug-in decoders are expected to be available on the world market shortly. The price in Australia of one model could be about \$600. It is the sort of device whose price could fall in the event of a mass market developing. Decoders built directly into the television receivers may become available.

At the transmitting end, the data must be fed into the signal generator and radiated from the same transmitter as the main television signal. There is no technical reason why it must originate from the same studio or organisation as the main transmission. It would be technically feasible to provide a terminal at which another organisation fed in a teletext signal. Thus, it does not follow that the matter transmitted has to be originated by the licensee of the station transmitting

the main signal. The main signal would, however, be the controlling transmission and signals of the Teletext type would have to be co-ordinated with it.

Possible Future Uses

There is, in the short term, probably little foreseeable public demand for a limited teletext service. A BBC publicity release earlier this year indicated that only some 200 decoders were in use in the UK at that stage. However, the pilot service is an experimental, information one only and has been operating only since late 1974.

However, the system is capable of many uses such as news, sports results, weather, tourist information, price quotations, as well as a wide range of informative and educational material.

It is also possible that in the future the decoder could be combined with a printer of the type now used in computer terminals enabling printing out of newsheets in the home. Since distribution costs are said to be rising in the newspaper industry relative to other costs, it cannot be ruled out that this would ultimately be a feasible method of delivering hard copy news. Any such development would obviously depend heavily on the costs of the devices, which in turn would probably depend heavily on the development of a mass market. Thus, although the very high costs and non-availability of mass equipment rule out this development at the moment, the technology is possible.

It is difficult at this stage to predict what effect the development of a teletext service might have on the television industry. It could attract additional viewers, although on commercial channels there would be a temptation to switch to the teletext transmissions when advertisements were being televised on the normal service. Possibly, advertising would then be included in the teletext material. Obviously, rules would have to be developed to control such advertising.

In addition to its use for transmitting information signals, the vertical blanking period may, technically, also be used for transmitting signals of a control nature; for example automatic switching signals at the beginning and end of advertisements during ordinary television programs could be used to automate the monitoring of advertising times.

The British Post Office is experimenting with a service known as 'Viewdata' which provides for the transmission of printed material over the conventional telephone network for reproduction on television receiver screens once a suitable decoder has been connected. The British Post Office is co-operating in the teletext experiments in the UK with a view to determining whether a co-ordinated service through both the telephone network and television stations can be developed; this would have a higher intrinsic information capacity than Teletext. A similar interest by Telecom Australia can be expected in any Teletext experiments here.

Implications for the Future

While at this stage Teletext services cannot be regarded as a significant element of broadcasting or media services generally, the development of the system should be looked at closely because there could be profound implications in the future. For present purposes, it is unavoidable that we have to be to a degree speculative about the future technical developments, and the adoption of those developments.

Whatever the degree of development of the system it is obvious that technical standards compatible with existing TV standards must be determined. It may also be noted that for the same reasons that broadcasting services generally have to be licensed, Teletext services will have to be licensed. Program matter standards will presumably have to be determined, especially those relating to advertising.

At the most rudimentary level of development, Teletext is at least another over-the-air service, different from existing ones. At a more important level, especially if it did ultimately develop as a substitute or part substitute for press services, it could be a very significant element of the media services. Therefore, an important question is that of future control of the services. Licensing to interests other than the present interests could be said to represent a diversification of media sources; licensing to existing licensees could be said to be a further concentration of control.

In summary, the technical characteristics of originating transmitting and receiving Teletext signals suggest several possibilities:

- (a) Teletext services may be originated by the existing licensees, as 'licensees' of the Teletext services.
- (b) They may be licensed to the present licensees but provision made for some form of 'leasing out' of the service to an outside originator. The provision could either give an option or be mandatory.
- (c) Teletext services may be separately licensed by the licensing authority, with the licensee of the channel over which the service is propagated being required, as a technical condition, to provide an input terminal for the Teletext service.

Value of an Experimental Period

A Teletext experimental period will be valuable for a number of reasons.

It will allow assessment to be made of the potential interference caused by the Teletext signal to the normal program, which might be a possibility with some older receivers. This will lead to the establishment of appropriate technical standards, compatible with the performance of Australian domestic receivers.

It will also allow more definite assessment of the additional useful capacity (i.e. additional to Teletext) of the vertical blanking interval for the transmission of other signals. Experimental work should be done on test and control signals for automatic monitoring and operation of transmitters, and other automation such as monitoring of advertising. Innovations such as sub-titles on television for the deaf could be explored. (This is under study by the Federal Communication Commission in the USA.)

During the experimental period it will be possible to evaluate costs of maintaining the service and also to assess the extent of the demand for the various types of information formats which are possible.

Dear Sir,

DISBANDMENT OF AUSTRALIAN BROADCASTING CONTROL BOARD

As you are no doubt aware, the Board is to be disbanded on the 31 December 1976, and from the 1 January 1977, its functions will be taken over partly by the Postal and Telecommunications Department and partly by a new Statutory Authority called the Australian Broadcasting Tribunal.

In accordance with the *Broadcasting and Television Amendment Act (No. 2) 1976*, the Postal and Telecommunications Department will be responsible as from the beginning of 1977 for all technical matters relating to commercial broadcasting and commercial television stations. The Tribunal will be responsible for all other matters covered in the Act now attended to by the Board.

Would you please note that sections 18(11) and 18(12) of the *Broadcasting and Television Amendment (No. 2) Act 1976*, read as follows:

'(11) Any act or thing done by the Board under a provision of the Principal Act before the commencing date has effect on and after that day as if it had been done by the Minister or the Tribunal, as the case requires, under the corresponding provision of the Principal Act as amended by this Act.

(12) An order or direction in force under section 17 of the Principal Act immediately before the commencing day continues in force on and after that day, but may be rescinded or varied by an order or direction made or given under section 17 or 111D of the Principal Act as amended by this Act.'

As from 1/1/77, correspondence on non-technical matters should be addressed to the Australian Broadcasting Tribunal and on all technical aspects to the Postal and Telecommunications Department. The above address will apply in both instances at least for the time being.

I am directed on behalf of the Board to express appreciation of the co-operation extended to members over the years by the licensees of all stations; and similar appreciation is extended on behalf of all members of the staff.

Yours faithfully,
B. J. Connolly
Secretary

Circular Letter T145

22 December 1976

Dear Sir,

STANDARDS FOR MASTER ANTENNA TELEVISION SYSTEMS

For some time now, and particularly following the surveys into the poor reception of existing television services in parts of the Sydney area, the Board has been aware of the need for a general agreement on technical standards covering Master Antenna Television (MATV) installations and for their effective application in the building industry. Unfortunately the Board's investigations have shown that there are all too many instances where MATV systems are very poorly installed and inadequately equipped. This must be a cause for concern to the whole industry, as the end result is that more people are viewing a quality of picture which is poorer than necessary in their particular locations.

The Standards Association of Australia has now produced Australian Standard 1367-1976 'Multiple Outlet Television Systems' which is designed 'for the purpose of achieving adequate performance of receivers connected to such systems'. The Board welcomes and fully endorses this Standard. Its application to MATV installations would greatly enhance the grade of service being obtained in many areas of relatively poor reception, and give optimum reception quality to viewers in all areas whose receivers are connected to such systems. Attention is drawn also to the related Australian Standard 1417, Part 1 — 1973, 'Receiving Antenna for Radio and Television — Construction and Installation'.

Your co-operation is sought in having these Standards applied to all future installations which you, or your firm or organisation, might be associated with or control. In particular, local government authorities are recommended to study the Standards and apply them wherever practicable and appropriate, to the granting of Council approval for building works.

For the successful application of these Standards it is essential that any problems encountered in their practical application should be brought to notice. Your attention is therefore drawn to the invitation by the Standards Association for suggestions for improvements to be submitted to their Headquarters, the address for which is Standards Association of Australia, P.O. Box 458, North Sydney, N.S.W. 2060.

Yours faithfully,
B. J. Connolly
Secretary

Dear Sir,

PRODUCTION OF AUSTRALIAN TELEVISION PROGRAMS

You will be aware that the Australian Broadcasting Tribunal has been requested by the Government to conduct a public inquiry into program standards and self-regulation, and in the meantime is undertaking the program and licensing functions previously carried out by the now defunct Australian Broadcasting Control Board. You will appreciate that for the Tribunal to carry out these functions satisfactorily, it will be necessary for it to have accurate, comprehensive and up-to-date information on many aspects of programming.

I am therefore asking for your assistance in providing information on the production of Australian television programs so that the Tribunal may identify production trends. To this end, I should be grateful if you would let me have details of any television program production which you may have undertaken for the periods 1 July 1975 to 30 June 1976 and from 1 July 1976 to 31 December 1976.

The categories involved are those shown in the attached extract from the last Annual Report of the former Board namely drama (series and one shot), light entertainment, current affairs, documentary and children's programs (both quota and non-quota). Production by other organisations using your facilities should not be included, as these organisations are also being requested to provide information.

Returns are enclosed for the purpose, together with explanatory matter concerning definitions of the program categories involved.

In view of the fact that the Tribunal must report to the Government on the results of its inquiry by May next, it would very much appreciate your response to this request for information by 7 March.

Yours faithfully
Bruce Gyngell
Chairman.

EXTRACT FROM A.B.C.B. 28TH ANNUAL REPORT

582. Details of actual Australian production as distinct from presentation to air during 1974-75 were obtained from television stations and program production companies. The results of this and similar surveys over the previous three years are shown in the following table:

TELEVISION PROGRAM PRODUCTION — 1971 TO 1975

	1971-72 <i>hrs</i>	1972-73 <i>hrs</i>	1973-74 <i>hrs</i>	1974-75 <i>hrs</i>
Drama Series	347	348	438	685
Drama — One Shot	4	16	16	7
Light Entertainment	1298	1232	1386	791
Current Affairs	1693	1927	2203	1682
Documentary	115	82	127	97
Children's Quota	235	266	262	502
Children's Non-Quota	3326	3485	3406	2621

583. The table indicates that substantial increases have occurred in the production of Australian drama and school-age children's material over the period. This reflects the special emphasis placed on these types of program in the Board's Australian content requirements.

PROGRAM CATEGORIES — DEFINITIONS

The following definitions have been prepared for use in conjunction with the questionnaire on program production.

Drama

Programs in the form of fully scripted plays, based on the traditional concept of theatrical drama, which have been cast and produced in Australia on a fully professional basis for release on television. The term does not include sketches incidental to variety programs, or characterisations in documentary, discussion or similar programs, or any other form of program involving the incidental use of actors or actresses.

Drama Series

A series of plays with a continuing theme and characters.

Drama, One-Shot

An individual, self-contained play as distinct from a series with a continuing theme and characters. Collections of such programs in an anthology series, and cinema films which are produced with a view to eventual release on television and in which television stations are involved financially or otherwise at the production stage would belong in this category.

Light Entertainment

Programs designed essentially to entertain, including variety, musical programs, game shows, talent quests, personality interviews and those in animated form.

Current Affairs

Programs dealing with social, economic and other issues of modern society. Includes interviews and commentaries dealing in depth with news items.

Documentary

Programs which may cover past, present and future aspects of a particular subject in a full and factual manner. The creative treatment of actuality.

Children's Quota

Programs produced in accordance with *Production Guidelines for Children's Television Programs*. Including drama designed specifically for children.

Children's Non-Quota

Includes kindergarten programs, and other programs produced specifically for children, which do not meet the Guidelines. Also Australian cartoons.

AUSTRALIAN BROADCASTING TRIBUNAL

Production of Television Programs

PRODUCTION ORGANISATION
.....

<i>1 July 1975 to 30 June 1976</i>			<i>1 July 1976 to 31 December 1976</i>		
<i>Title of Production</i>	<i>Category</i>	<i>Hours</i>	<i>Title of Production</i>	<i>Category</i>	<i>Hours</i>

Dear Sir,

**BROADCASTING OF AUSTRALIAN MUSIC
SUPPLY OF INFORMATION**

Attached are two copies of a supplementary list of new record labels for use in the preparation of Australian music content Form B59 for the Tribunal and the Australasian Performing Right Association Ltd.

The list should be read in conjunction with the master list circulated by the Australian Broadcasting Control Board on 10 January 1975. Should you require additional copies of this list or the master list, the Tribunal will supply them on request.

Yours faithfully
Bruce Gyngell
Chairman

ABBREVIATIONS FOR RECORD LABELS LIST No. 2

<i>LABEL</i>	<i>ABBREVIATION</i>	<i>LABEL</i>	<i>ABBREVIATION</i>
AIM	AIM	DRAGON	DRAG
ALL PLATINUM	AL/PL	ECHO	ECHO
AMERICAN VARIETY INT.	AVI	EPIDEMIC	EPID
ANCHOR	ANCH	ERRE	ERRE
ANGELWOOD	AN/WO	FIELTA	FIEL
A.P.I.	A.P.	FINGER	FING
ARIOLA AMERICA	ARI/AM	FINNADAR	FINNA
ARISTA	ARISTA	44LABEL	44L
AUDIO IMPACT	AU/IM	GAMBLE	GAM
BESERKLEY	BESE	GAVIOTA	GAV
BLACK MAGIC	BL/MA	GOOD EAR	GOOD/E
BLUE LABOR	BLU/L	GRANITE	GRANI
BLUE SKY	BLU/S	GREAT WESTERN GRAMOPHONE	GWG
BOB THIELE REC.	B/TH	GRIT	GRIT
BREATT INTERNATIONAL	BRE/I	G.R.T.	GRT
BUS STOP	BUS/S	G.T.D.	GTD
CAMDEN	CAMD	GULL	GULL
CARIBOU	CARI	H & L	H&L
CASABLANCA	CASA	HALL AND HALL-WAY	HA/HA
CASINO	CASI	HAMMARD	HAMD
CHATTAHOCHEE	CHAT	HILL	HILL
CLASSICS	CLASS	JAN MAR	JAN
CLEAN	CLEAN	JCOA	JCOA
COMMENCEMENT	COMME	KAJAC	KAJ
CONCORD JAZZ	CON/J	KINETIC	KINE
CONTEMPO — U.K.	CONTE	KOKO	KOKO
CONTEMPO — RARIES (U.K.)	CON/R	L & Y	L&Y
COUNTRYSIDE	C/SIDE	LANDFALL RECORDS	LAND
CRYSTAL CLEAR	C/C	LA VOCE JEL PADRONE	LVJP
CUSTOM	CUS	LF RECORDS	LF
DAMONT	DAMO	L'OISEAU LYRE	L/LY
DANA	DANA	MAGNAGLIDE	MAGNA
DARK HORSE	DA/HO	MOVIE PLAY	MO/PL

MUSHROOM ANTI-RIP OFF	MARO	SHERBET PRODUCTIONS	SHER
MUSIC MINUS ONE SHIRLEY McLAUCH- LIN PROD.	MMO MCL	SIGNATURE SMILE	SIGN SMILE
NASHVILLE INTERNATIONAL	NAS/I	SNOW QUEEN	SQ
NEMPEROR	NEMP	SOC CLASSIC	SOC/C
NIKTOM	NIK	SOLO	SOLO
OVAL	OVAL	SONET GRAMMOFON	SO/GR
OYSTER	OY	SONO-DISC	SO/DI
PABLO	PABLO	SPRINTBOARD	SPRIN
PARADISE	PAR	STANYAN	STAN
PARAMOUR	PARAM	STARKEY FRED FOUNDATION	STA/F
PETER PAN	P.P.	STATE	STATE
PLUM	PLUM	STEREO GOLD AWARD	S.G.A.
PLUM (R.P.M.)	PLU	STONEWAY	S/WAY
POLAR	POLAR	SWAN SONG	SWAN
POTATO	POTA	SWEET WATER	SW/WA
POWER EXCHANGE	P.E.	THUNDER	THUN
PRIVATE STOCK	PRI	T. NECK	T/N
PRIVILEGE	PRIV	TOADSTOOL	TOAD
PRODIGAL	PROD	TOKUMA MUSICAL INC.	TOK
RAINBIRD	R/BIRD	TOMMY	TOMMY
RAINBOW COLLECTION	RAINC	TROPHYWORLD	TROP
RAINY WEDNESDAY	RA/WE	TSOP	TSOP
RED BUS	R/BU	UA LATINO	U/L
RESONAGE	RESO	URBAN	URBAN
RING 'O' RECORDS	RING	UTOPIA	UTOP
RITZ GRAMAPHONE	RITZ	VICTOLA	VIC
RIVA	RIVA	VICTOR	VICTOR
ROADSHOW	ROADS	WATT	WAT
ROUND RECORDS	RO/RE	WET SOUL	WET/S
SALVATION	SALV	WHITFIELD	WH/F
SCRATCHY	SCRA	ZAPA	ZAPA
SHANNON	SHAN		

Circular Letter T2

22 March 1977

Dear Sir,

PEAK TIME AUSTRALIAN DRAMA

It appears that some stations will encounter difficulty in obtaining sufficient material to meet the requirement for 104 hours of first release Australian drama in peak viewing time between July 1976 and June 1977. A similar situation arose last year and the then Australian Broadcasting Control Board advised stations, in Circular Letter T134, that they could apply to have variety or documentary programming accepted as counting towards the drama quota, provided the programs submitted for consideration were of high quality with budgets approximating those generally applicable to drama productions.

The Tribunal is aware that late in 1976 consideration was being given to changing the peak time drama requirement, but a decision was not reached because of the imminent disbandment of the Board. In the circumstances the Tribunal has decided to adopt for 1976-77 the arrangement set out in the penultimate paragraph of T134.

The Tribunal has also considered the situation where Australian drama series commence in peak time but have to be changed to non-peak times because of unfavourable audience reaction. As the Tribunal wishes to avoid penalising or discriminating against stations which may have to continue to televise such a series in peak time in order to meet the peak time requirement, it is prepared to consider submissions from stations seeking to have such series continue to qualify as drama quota when televised outside peak time provided that:

- (i) the series was designed for peak time transmission;
- (ii) the episodes concerned are first release;
- (iii) a substantial number of episodes, covering say two rating periods, have been televised already between 6.00 p.m. and 10.00 p.m.; and
- (iv) relevant ratings information is included with the station's application for consideration of the matter by the Tribunal.

Yours faithfully,
Bruce Gyngell
Chairman

Circular Letter T3

24 March 1977

Dear Sir,

AUSTRALIAN CONTENT OF TELEVISION PROGRAMS 'SPECIALS' REQUIREMENT

As you are aware, one of the Australian content requirements calls for the production or presentation of at least four 'big budget' specials each year between 1 July and 31 June.

Programs which have been classified 'specials' for Australian content purposes up to the present are:

Aida	7 Network
Bobby Limb and Dawn Lake Show — Showbiz	7 Network
Chopper Squad	0/10 Network
Dinah at the Opera House (2 programs)	9 Network
Glen Campbell Down Home, Down Under	9 Network
Haunting of Hewie Dowker	0/10 Network
Is There Anybody There?	7 Network
Merry Widow	9 Network

The Tribunal has noted that so far this year over twenty stations have not yet televised any 'specials' while the remainder have televised only one or two.

The Tribunal wishes to know the intentions of stations in this matter and I should be glad to receive your comments on the plans of your station to meet the requirement for the year ending 30 June 1977.

Yours faithfully
Bruce Gyngell
Chairman

Circular Letter T4

27 May 1977

Dear Sir,

NUDITY ON TELEVISION

The Tribunal would like to bring to the attention of the television industry a recent tendency towards the gratuitous use of total nudity on television.

Quite apart from the obvious considerations of good taste and regard for the sensibilities of viewers, the use of such scenes has raised serious questions involving the degree of consistency between the standards being applied by the Film Censorship Board to imported drama, and those being applied by some stations in their own productions.

A strong desire for consistency in this area is evidenced in the large number of submissions on the subject which have been presented to the Tribunal in the course of its current inquiry.

Without prejudice to what it may ultimately recommend in its report, the Tribunal wishes to remove the present inconsistency in the application of standards — at least in the area of the treatment of nudity in television drama.

It has decided therefore, that until such time as a decision is made in the light of its recommendations, the use of 'full frontal nudity' shall require the approval of the Tribunal prior to transmission.

Yours faithfully,
Bruce Gyngell
Chairman

Dear Sir,

SCHOOL-AGE CHILDREN'S PROGRAM QUOTA

It appears to the Tribunal that there are now three distinct categories of school-age children's quota programs available to stations, some of which are subject to restrictions as to the amount which may count towards quota each week.

The Tribunal therefore wishes to clarify the position regarding the use of this material in meeting the present requirement for ten hours each 28 days of programs specifically intended for school-age children.

The three categories are:

- (a) Australian material produced in accordance with the Guidelines for the Production of Children's Programs, e.g., 'This Week has Seven Days' and 'Curiosity Show.'
- (b) Australian material not specifically produced for children but which has been accepted on a limited basis for quota purposes, e.g., 'Young Talent Time' and certain documentaries.
- (c) Certain imported programs, e.g., 'New Mickey Mouse Club'; 'Shadows' and Encyclopaedia Britannica series.

As a guide to stations in using the full range of available material, the Tribunal will accept as satisfactory compliance with the quota a mixture of programs drawn from the above categories in accordance with the following basic proportions:

- Category (a) no less than 60 minutes per week
- Category (b) no more than 60 minutes per week
- Category (c) no more than 60 minutes per week

Yours faithfully,
Bruce Gyngell
Chairman

Summary of Results of a Panel Survey of Melbourne Viewers concerning Children's Television Australian Content and Advertising

The Tribunal's viewing panel of about 850 Melbourne residents was used in a mail survey during April–May 1977. A total of 548 persons (representing 64% of the viewing panel) replied. The response rate was good for a mail survey but, compared with the population in general, there was a disproportionate number of highly educated people in the sample. The results, therefore, should be treated with some caution. The survey studied the areas of children's television, Australian content and advertising. The following is a brief summary of responses to the three areas:

A. Children's Television

With respect to children's television, 29% thought there were too few children's programs, 5% thought there were too many, 29% believed there was a sufficient number and 36% had no firm opinion. With regard to quality, a different pattern emerged. Here, only 17% were satisfied with the quality of children's television. Another 43% were dissatisfied, mainly because they felt television could make more use of its educational potential, and 40% had no firm opinion or were unable to comment.

In looking at the next two years, 17% felt there would be an increase in the number of programs for children, 15% thought there would be fewer, 27% predicted the number would stay the same and 42% had no firm opinion. Viewers were more optimistic about changes in quality in the next two years. Some 35% predicted an improvement in quality, 12% felt quality would decline, 19% felt it would stay the same and the remaining 34% had no firm opinion. The main reason given for optimism was the feeling that quality would naturally improve with time and greater experience.

A majority of viewers (52%) stated that advertisements ought not to be shown 'on programs for children', 22% said they should be allowed, 17% did not really mind if they were shown and 9% had no firm opinion.

Respondents were asked to name the three best and the three worst television programs for children. 'Sesame Street' (named by 36%), 'Here's Humphrey' (22%) and 'Play School' (18%) were considered the best programs. 'Daryl and Ossie' (9%), 'Get Smart' (8%) and the 'Super Flying Fun Show' (7%) were considered to be the worst individual programs.

B. Australian Programs

Most of the sample (70%) wanted to see more Australian programs on television, 6% wanted fewer, 12% the same amount and 12% had no firm opinion. More persons were satisfied with the quality of Australian programs (50%) than were dissatisfied (34%). The remaining 16% had no opinion.

With respect to the number of Australian programs, the biggest group (45%) believed the number of Australian programs had increased in the past year, 22% believed there were fewer programs, 14% thought the number had stayed the same and 19% had no firm opinion. In fact, the number had stayed much the same when 1976 is compared with 1975.

When asked to predict what would happen in the next two years, nearly half (48%) thought there would be more Australian programs, 16% said less, 11% thought the number would stay the same and 25% had no opinion. Viewers were optimistic about quality, with 66% predicting an increase in the next two years, while 9% predicted a decrease. A further 10% thought quality would stay the same and the rest (16%) had no opinion.

Viewers were asked to name their three most liked and most disliked programs. The Australian program 'The Sullivans' (named by 23%), 'Rich Man, Poor Man' (14%) and 'When the Boat Comes In' (12%) were the most liked programs. The least liked programs were 'Number 96' (26%), 'The Box' (18%) and 'Blankety Blanks' (13%).

C. Advertising

Viewers were asked their opinion about the number of minutes per hour of advertising which should be allowed during peak time. They were reminded that eleven minutes per hour was permissible under the present rules. Of those who named a specific number of minutes (89%), an average amount between seven and eight minutes was suggested, with a range from none to fifteen minutes.

When asked about the quality of advertising, exactly 50% were dissatisfied, 26% were satisfied and 24% gave no clear indication. In looking to the next two years, 34% predicted an increase in the amount of advertising shown, 11% predicted a decrease, 28% felt the amount would stay the same and 27% had no firm opinion. An improvement in the quality of advertising in the next two years was anticipated by 45%, while 17% thought it would stay the same. Only 12% thought it would get worse, and 26% had no opinion.

Respondents were asked to name their three most liked and disliked advertisements. The most popular individual advertisements were Coca-Cola (named by 27%), Life, Be In It (20%), Shell (8%) and Luv (8%). The least popular advertisements were Where Do You Get It? (22%), Fab (18%) and Safeway (8%).

Voluntary Code for the Advertising of Goods for Therapeutic Use (Proprietary Medicines and Therapeutic Appliances)

JOINT COMMITTEE — VOLUNTARY PROPRIETARY MEDICINE ADVERTISING CODE 1 April 1977

The Joint Committee is a body representing the following organisations:

- Australian Newspapers Council
- Australian Accreditation Bureau
- Federation of Australian Commercial Television Stations
- Federation of Australian Radio Broadcasters
- Australian Association of National Advertisers
- Regional Dailies of Australia Limited
- Australian Provincial Press Association
- Australian Magazine Publishers Association
- Advertising Federation of Australia
- Proprietary Association of Australia
- Australian Pharmaceutical Manufacturers Association
- Pharmacy Guild of Australia
- Reader's Digest Association

The prime objective of the Joint Committee is to ensure that the Voluntary Code for the advertising of goods for therapeutic use is adhered to and in this regard they are charged with ensuring that it is amended as required to stay in line with current requirements.

PREFACE

Advertising of proprietary medicines is an essential marketing function. In the public interest, it should encourage responsible consumer attitudes towards the proper use of medicines. While the advertising of medicines in realistic situations is essential in this competitive world, it is a pre-requisite that the advertising be fair and honest and readily understood by the consumer.

This Voluntary Code demonstrates the concern of media and advertisers for the manner in which a minority of people misuse home medicines and recognises that responsible advertising rests upon proper representation of goods for therapeutic use and the claims made for them — not only in the letter, but also in the spirit of the Code.

Working Groups (consisting of a Committee of the Joint Committee and appropriate Officers of the Commonwealth Department of Health) will hold at least one meeting annually. The purposes of the meeting are:

- (a) to ensure a continuing dialogue;
- (b) to assess uniform administration of the Code across all media; and
- (c) to ensure that the Voluntary Code continues to reflect changes in social attitudes and changes in evolving medical and scientific opinion.

However, more frequent meetings may be held on the initiative either of the Joint Committee or the Commonwealth Department of Health.

DEFINITIONS

For the purpose of this Code:

'Advertising' is the conveying of information by payment or valuable consideration to media (including newspapers, magazines, radio, TV and cinema) and/or by the publication of price lists, circular letters, pamphlets, handbills, posters, booklets or other written and printed matter for the purpose of promoting the sale of goods for therapeutic use.

'Goods for Therapeutic Use' are those medicines and appliances which may be purchased by the public without prescription and for which therapeutic claims are made.

'Therapeutic Use' means use in, or in connection with:

- (a) preventing, diagnosing, curing or alleviating any disease, ailment, defect or injury in persons;
- (b) influencing, inhibiting or modifying a physiological process in persons; and
- (c) testing of the susceptibility of persons to a disease or ailment.

'Therapeutic Dose' means the dosage range in the following order of priority:

- (a) the dosage range approved by the Australian Director-General of Health relating to goods for therapeutic use subject to control under the provisions of the Customs (Prohibited Imports) Regulations;
- (b) the dosage range set down in the latest edition of the British Pharmacopoeia;
- (c) the dosage range set down in the latest edition of the British Pharmaceutical Codex; and
- (d) the dosage range for goods for therapeutic use generally accepted by the medical profession in contemporary prescribing and usage.

'Approved Name' means the name by which any substance is described under the provisions of the Federal Therapeutic Goods Act.

1.

GENERAL PRINCIPLES

1.1 An advertisement relating to goods for therapeutic use (including analgesics and vitamins) shall:

- (a) not contain incorrect statements, half truths or unverifiable claims;
- (b) not be designed to arouse unwarranted expectations of product effectiveness through the use of test, illustrations, or sound effects (individual words should be chosen with care in terms both of dictionary definitions and their general use by the public);
- (c) not mislead, directly or by implication, or through emphasis, comparisons, contrasts or omissions with regard to safety, usage or immediacy of relief; and
- (d) not misrepresent or be likely to mislead the consumer into unwisely relying on medicines to solve emotional or mood problems.

1.2 Advertisements for goods for therapeutic use (excluding analgesics and vitamins) shall contain:

- (a) the trade name and pharmaceutical form (if applicable) of the goods;
- (b) a statement of the indications for use of the goods; and
- (c) on television commercials for S2 and S3 products, an optical super (of 3 second duration) reading 'USE ONLY AS DIRECTED' on an appropriate scene or scenes. (Supers must be in legible sans serif bold type face being not less than 6% of the depth of essential viewing area. In lower case characters, this applies to the body of the character — excluding ascenders and descenders.)

2.

PROHIBITIONS

Medical conditions: An advertisement relating to goods for therapeutic use shall not contain:

- 2.1 Any matter claiming that it is effective for the prevention, relief, or cure of a disorder which should be under the care of a registered medical or dental practitioner.
- 2.2 Either directly or by implication, any reference to the following:

- abortifacient action
- alcoholism
- anaemia
- arthritis (all forms including rheumatoid arthritis)
- baldness
- blindness
- carbuncles
- cataract
- croup
- development of the bust
- diphtheria
- diseases of the cardiovascular system, including high and low blood pressure but excluding varicose veins
- diseases of the endocrine system, including diabetes and goitre
- diseases of the genitourinary system
- diseases of the nervous system, including epilepsy, fits or convulsions and paralysis
- crispelas
- gallbladder or liver disorders
- gastric or duodenal ulcer

glaucoma
 glandular enlargement or disorders
 gout
 hormones
 impetigo
 impotence or infertility
 lupus
 menopausal conditions
 menstrual irregularities
 mental disease
 neoplastic disease, including cancer and leukaemia
 phlebitis
 potency or virility
 prostate gland
 psoriasis
 psychiatric conditions
 purpura
 pyorrhoea
 raising the height
 rupture or hernia
 scabies
 sinus infection
 thrombosis
 tuberculosis
 whooping cough

3.

WITH EXCEPTIONS

An advertisement relating to goods for therapeutic use shall not contain either directly or by implication any reference, other than as excepted, to the following:

asthma	— except for relief of mild spasms
boils	— except for treatment by topical application
bronchitis	— except for relief of cough
deafness	— except for relief by appliances
fungus infection	— except athlete's foot
haemorrhoids	— except for the temporary relief of discomfort by local application and provided that the directions for use include the statement that sufferers should consult a doctor if the symptoms persist
menstrual pain	— except for relief
overweight	— except for suppression of appetite and in conjunction with a diet
rheumatism	— except as in 4
sexual intercourse and diseases arising therefrom	— other than reduction in the possibility of conception or the risk of transmission of venereal disease
ulcers in the mouth	— except recurrent
varicose ulcers	— except use of elastic hosiery
varicose veins	— except in relief of symptoms and use of elastic hosiery
venereal disease	— except as indicated above under 'sexual intercourse'

4.

RELIEF

An advertisement relating to goods for therapeutic use which contains reference to the following conditions shall not refer to such a condition in its chronic or persistent form but it may contain a claim to relieve the sufferers or alleviate acute forms of conditions:

acidity of stomach
 athlete's foot
 catarrh
 chilblains
 colds
 coughs
 eczema
 headaches
 indigestion
 influenza
 muscular aches and pains
 rheumatic aches and pains
 sleeplessness

5. RESTRICTED ADVERTISING — ANALGESICS

- 5.1 Analgesics are those preparations for internal use containing one or more of the following substances intended for the relief of minor aches and pains:

Salicylic acid, its salts, its derivatives (including aspirin) and their salts;
phenacetin; and
paracetamol;

(This specifically excludes preparations for internal use such as cough mixtures and cold tablets which contain an analgesic primarily for its antipyretic properties, and in combination with another active ingredient which generally would preclude the prolonged use of the formulation.)

- 5.2 An advertisement for analgesics shall observe the general principles in paragraph 1.1 and shall contain the following information:

- (a) the trade name and pharmaceutical form of the analgesic;
- (b) the approved name of each analgesic constituent;
- (c) a statement of indications for use; and
- (d) a warning statement that reflects the spirit of the NH & MRC statement:

'This preparation is for the relief of minor and temporary ailments and should be used strictly as directed. Prolonged use without medical supervision could be harmful.'

(It is acknowledged that it is not practical that the whole of this statement appear on any single television or radio commercial. Therefore, short statements — as outlined below for print, radio and television — will be acceptable provided that, over a period of time, any individual manufacturer can show that he is using a variety of messages over different advertisements in a genuine endeavour to transmit all aspects of the full NH & MRC Warning.)

So that advertisers may more clearly understand their obligations in this regard, the following are the minimum requirements in connection with warning statements in regard to print, radio and television advertisements.

- (a) *Warnings in print media:*

Size — half page and over — one of the following warnings:

- (i) Use only as directed for minor and temporary ailments.
- (ii) Prolonged use may be harmful. Use only as directed.
- (iii) Use only as directed and consult your doctor if pain persists.

— all other sizes — one of the following warnings:

- (i) If pain persists, consult your doctor.
- (ii) Prolonged use may be harmful.
- (iii) Use only as directed.
- (iv) For minor and temporary ailments only.

(In print media all warnings should be in bold caps equal in size at least to body copy or prominently displayed on the package illustration.)

- (b) *Warnings in radio commercials:*

Warnings are to be spoken as part of the advertising message using the same vocal expressions as for the main message.

Up to and including 20 seconds:

'Use only as directed.'

Over 20 seconds and up to and including 45 seconds —

One of the following warnings (or words to that effect):

- (i) Use only as directed for minor and temporary ailments.
- (ii) Prolonged use may be harmful. Use only as directed.
- (iii) Use only as directed and consult your doctor if pain persists.

Over 45 seconds —

Two of the following warnings (or words to that effect):

- (i) Use only as directed for minor and temporary ailments.
- (ii) Prolonged use may be harmful. Use only as directed.
- (iii) Use only as directed and consult your doctor if pain persists.

(In using the two warnings the words 'use only as directed' need only be used once.)

- (c) *Warnings in television commercials:*

Audio — In audio, the warnings are to be spoken as part of the advertising message using the same vocal expression as for the main message.

Video — The duration and size of optical supers shall be as provided in General Principles Section 1.2 (3).

10 and 15 seconds —

A warning in video super:

Use only as directed.

20 seconds —

One of the following warnings in video super:

- (i) Use only as directed for minor and temporary ailments.
- (ii) Prolonged use may be harmful. Use only as directed.
- (iii) Use only as directed and consult your doctor if pain persists.

30 seconds —

A warning in video super:

Use only as directed.

and one of the following warnings in audio (or words to that effect):

- (i) Use only as directed for minor and temporary ailments.
- (ii) Prolonged use may be harmful. Use only as directed.
- (iii) Use only as directed and consult your doctor if pain persists.

Over 45 seconds —

One warning in video super:

Use only as directed.

and two of the following warnings (or words to that effect) in audio:

- (i) Use only as directed for minor and temporary ailments.
- (ii) Prolonged use may be harmful. Use only as directed.
- (iii) Use only as directed and consult your doctor if pain persists.

(In using the two statements the words 'use only as directed' need only be used once).

5.3 An advertisement for analgesics shall not contain:

- (a) any claim that analgesic consumption is safe;
- (b) any claim that a preparation will relax, relieve tension, sedate or stimulate; and
- (d) unsubstantiated claims that one preparation is appreciably less irritant to the stomach, more rapidly absorbed, faster in action, or more effective or less harmful than another.

VITAMINS

6.

6.1 An advertisement relating to vitamin therapy shall observe the General Principles in paragraph 1.1 and shall:

- (a) not suggest that use of vitamin supplements can be justified by claims that soil depletion is robbing our foods of nutrients, that processed foods are less nutritious, or that 'natural' vitamins are better than synthetic vitamins;
- (b) be required to indicate that vitamin therapy can be of assistance only if the dietary vitamin intake is inadequate;
- (c) contain no claims or dramatisation of benefits for irritability, sexual activity, nervousness, or that vitamins will stimulate appetite or growth, or provide nutritional insurance; and
- (d) contain no claims that good looks, good health and long life can necessarily be attributed to the use of vitamins.

6.2 An advertisement relating to vitamin preparations shall contain:

- (a) the trade name and pharmaceutical form, if applicable, of the goods; and
- (b) a statement of the indications for use of the goods.

6.3 Goods for therapeutic use containing the following vitamins shall not be advertised:

Vitamin A — where a daily dosage in excess of 10,000 international units is recommended

Vitamin D — where a daily dosage in excess of 1,000 international units is recommended

Vitamin K

7.

NAME AND ADDRESS

All advertisements for goods for therapeutic use shall contain the name and address in Australia of the manufacturer or distributor of the goods — except where pre-publication censorship by the Media Council of Australia or the Commonwealth Department of Health (as applicable) has approved the advertisement.

8.

RESTRICTIONS IN SOME STATES

Goods for therapeutic use which are restricted to prescription in any State or Territory may not be advertised on radio or television or in print media in that particular State or Territory. In all other States, State Laws shall apply — providing TV channels and radio stations which are received in the 'restricted' State or States shall include:

(a) In TV commercials an optical super reading:

NOT AVAILABLE IN.....(State)

The duration and size of optical supers shall be as provided in General Principles Section 1.2.(3).

(b) In radio commercials the words

NOT AVAILABLE IN(State)

(NOTE: The Stations or Channels which should carry this caution in commercials for goods for therapeutic use would be identified on approval and are those which are ordinarily received in the 'restricted' State or States — as determined by the principles established by the Broadcasting Control Board under Section 116 Sub-Section (iv) (a) of the Broadcasting and Television Act.)

9. **CLAIMS**

9.1 An advertisement relating to goods for therapeutic use shall not contain:

- (a) any reference to a dose of drug in excess of a therapeutic dose;
- (b) any reference to alcohol as a medicine, or to beverages containing alcohol as thereby having medicinal properties;
- (c) any reference claiming that a course of eye exercises will restore more effective eyesight;
- (d) any reference to the use of drugs in conditions in which self-medication presents a risk;
- (e) any claims that a preparation is a stimulant by use of the word 'stimulant' or words of similar import;
- (f) any claims that a preparation promotes vitality;
- (g) the likeness or photograph of a patient receiving treatment; or
- (h) any matter which would lead persons to believe, from the symptoms described, that they are suffering from any serious ailment or that harmful consequences may result from the medicine not being used.

10. **TREATMENT**

An advertisement relating to goods for therapeutic use or therapeutic method shall not contain:

- (a) any indication that any person is prepared to diagnose or treat by correspondence diseases, or conditions or symptoms of altered health;
- (b) any indication that any person is prepared to diagnose or treat pregnancy;
- (c) any reference to diagnosis or treatment by hypnosis or hypnotherapy; or
- (d) any statement that a particular remedy or method of treatment must be used for relief of the symptoms of a complaint.

11. **PROFESSIONAL RECOMMENDATION**

An advertisement relating to goods for therapeutic use shall not contain any implication that:

- (a) the preparation is recommended or used generally by doctors, dentists, pharmacists, nurses, dieticians or physiotherapists or by any person using a title implying that such person is so registered;
- (b) the preparation is recommended by or emanates from hospitals or groups or associations representing or purporting to represent any branch of medicine or the sufferers from any disease;
- (c) the announcer or any person conveying a therapeutic claim is a professional worker as set out in (a) hereof;
- (d) the announcement is being made from the premises of a professional worker (as set out) or from a hospital, by virtue of the set or background; and
- (e) the advertised article is recommended or originates as set out in (a) or (b) of this section, by the use of words indicating prescription, or any superscription associated therewith.

12. **TESTIMONIALS**

Use of testimonials will not be approved except where exemplary evidence can be given to support them, in that the person giving the testimonial did indeed use the product over the period claimed and achieved the results so claimed, and where accepted medical evidence is not in conflict with the testimonial given.

13. **ADVERTISING PHRASES**

An advertisement relating to goods for therapeutic use shall not contain any claim or statement that a proprietary medicine or appliance:

- (a) is a universal panacea; infallible, unailing magic, miraculous, a certain, guaranteed or sure cure;
- (b) is effective in all cases of a condition;
- (c) is unique, such as 'the only, the one', or is absolute, such as 'perfect, ideal, best, most suitable';
- (d) will be immediate or instantaneous or of exaggerated rapidity in action; or
- (e) is natural or nature's remedy.

14. **DISPARAGEMENT**

An advertisement relating to goods for therapeutic use shall not contain claims intended to disparage other medicines or the medical or allied professions.

15. **SAMPLES**

An advertisement relating to goods for therapeutic use shall not contain any offer of a free sample.

Administration of Voluntary Code

AIR MEDIA

1. Material submitted for censorship should be addressed to:

The Assistant Director-General
Therapeutic Goods Branch
Commonwealth Department of Health
P.O. Box 100
WODEN, A.C.T. 2606

and be marked 'For attention — Health Advertisements Section'.

(NOTE: 10 working days are required for approval.)

2. On all scripts for radio and TV, space should be left at the bottom of each page in order that any written approval or stamp by the Director-General may be inserted without obscuring any of the script.
3. Each advertisement submitted for approval should be accompanied by a copy of the label, carton and any package insert used in conjunction with the packaging and distribution of the goods. Where the labelling text is printed directly upon a container, a statement of its wording will suffice. If the active ingredients are not shown on the label, details of these should also be supplied.
4. Approval will be valid for a period of two years from the date on which FACTS and FARB issue approval numbers.
5. For radio, scripts must be submitted to the Director-General of Health in duplicate. The original will be held by the Director-General and an approved copy will be returned to the Advertiser.
6. For TV, scripts and story-boards must be submitted to the Director-General in triplicate. The originals will be held by the Director-General; one copy will be returned to the Advertiser and one copy will be forwarded to FACTS.
7. All TV material should be submitted in a form that allows the relationship of visual and audio — one to the other — to be readily understood and to clearly indicate the intended interpretation. When the script is returned to Advertisers and FACTS, their attention will be drawn to any scenes which the Censor feels may be open to 'misinterpretation' by dramatisation in the video.
8. When finished commercials for goods for therapeutic use are submitted in the ordinary course of approval to FACTS, they will be reviewed in the light of any of the Department of Health's comments on the approved script. In the event that there is a 'misinterpretation', FACTS acceptance of the commercial will be withheld until necessary adjustments have been made by the Advertiser.

(This procedure is designed to save inordinate delays and expense to the majority of Advertisers for submission of final work prints to the Director-General. At the same time, it allows sensible flexibility to adapt the visual story-board within the limitations of video production.)

9. An Advertiser may appeal to the Minister from any decision of the Director-General or of his delegate. Before resorting to this extreme step, the following dispute settling procedure will provide an avenue of appeal:
 - (a) Where variations in interpretation (resulting from changes in Departmental personnel and personnel holding the Censor's position) occur, the Advertiser may ask the Joint Committee to arbitrate.
 - (b) The Advertiser would accept the Joint Committee's ruling.
 - (c) In the event that the Joint Committee find in favour of the Advertiser, it will support representations to the Director-General of Health and, if eventually necessary, to the Minister.

(NOTE: The Commonwealth Censor has a U-Matic ¾" colour video cassette player available.)

PRINT MEDIA

1. Material intended for use in publications which are members of the Media Council of Australia should be submitted in duplicate to:

ANC Advertising Censor
100 Bathurst Street
SYDNEY. N.S.W. 2000

The original will be retained by the ANC Censor and the duplicate will be returned to the Advertiser.

2. Each submission should be accompanied by a memorandum of the sizes in which the advertisement is intended to be released.

3. Whenever there is any subsequent alteration to copy — either in statement, layout, illustration or size — the complete advertisement must be re-submitted in duplicate for re-approval.
4. No advertisement may appear in member publications until approval by the ANC Censor has been obtained and a PM number allocated.
5. The PM number must appear in all advertisements.
6. Where a ruling of the ANC Advertising Censor is not acceptable to the Advertiser, the layout and copy may be submitted to the Advertising Board for final decision.
7. Under Regulation 32 of the *New South Wales Therapeutic Goods and Cosmetics Act 1972*, the full name and address of the Advertiser may be omitted from advertisements approved by the ANC Advertising Censor for use in member publications.
(NOTE: This exemption does not apply to non-member publications nor does it apply to other advertising material).
8. The intention of the Voluntary Code is to ensure that the advertising of goods for therapeutic use is not only responsible and in the public interest, but also is seen to be responsible and in the public interest by Health Authorities, Consumer Organisations, etc. Although the Joint Committee Secretariat is readily available to answer queries and clarify interpretations, this discretion should only be used in cases of necessity.

LEGAL OBLIGATIONS

All Advertisers of goods for therapeutic use should familiarise themselves with all Acts, Regulations and Standards of the Commonwealth and the States to ensure that their advertisements conform. These are:

1. *Trade Practices Act 1974* (Section 52 Part V Consumer Requirements) which, *inter alia*, says, 'A corporation shall not, in trade or commerce, engage in conduct that is misleading or deceptive'.
This is an overriding power governing all media including radio, television and print.
2. *Broadcasting and Television Act 1942*, Section 100. (It should be noted that this Act does not indicate any basis upon which the Director-General is to give or withhold his approval. The Act leaves the decision to the absolute discretion of the Director-General, but it would be customary procedure to advise advertisers where, in the Censor's opinion, the scripts do not conform with the Voluntary Code.)
3. The *New South Wales Therapeutic Goods and Cosmetics Act 1972* and Regulation No.32 issued under this Act. (These Regulations apply only to print media issued in the State of New South Wales.)
4. Relevant Acts in other States which also govern print advertising.

Approval of the ANC Press Censor does not absolve the Advertiser from the provisions of State legislation relating to print media or of the Trade Practices Act.

Approval by the Commonwealth Department of Health Censor does not absolve the Advertiser from the provisions of the Trade Practices Act or the requirements that the Broadcasting and Television Program Standards of the Australian Broadcasting Tribunal must be observed particularly in relation to propriety.

The preceding 'Voluntary Code for the Advertising of Goods for Therapeutic Use' has been agreed to and is signed by representatives of the Commonwealth Department of Health and by representatives of the following organisations on behalf of the Joint Committee — Voluntary Proprietary Medicine Advertising Code;

(It should be noted, however, that the representatives of the Commonwealth Department of Health are signatories to the full Code (including 'Definitions') but excluding the 'Preface'. The Preface is a statement of convention to be observed by Media, Advertisers and the Pharmaceutical Industry.)

Signed by:

<p>..... (K. H. Cousins)</p> <p>..... (I. Faircloth)</p> <p>..... (D. Foster)</p> <p>..... (J. Malone)</p> <p>..... (J. A. Parkinson)</p>	<p>on behalf of Advertising <u>Federation of Australia</u></p> <p>on behalf of Australian <u>Newspapers Council</u></p> <p>on behalf of Federation of <u>Radio Broadcasters</u></p> <p>on behalf of Federation of <u>Commercial Television Stations</u></p> <p>on behalf of Australian Association of National Advertisers and Proprietary Association of Australia.</p>
---	--

Radio and Television Stations affected by restrictions on Broadcasting Advertisements for Therapeutic Goods

State in which goods restricted	Radio stations affected	Television stations affected
New South Wales	2CA Canberra 2CC Canberra 3BO Bendigo 3MA Mildura 3NE Wangaratta 3SH Swan Hill 3SR Shepparton 4GG Gold Coast 5RM Renmark	CTC Canberra AMV Upper Murray Area BCV Bendigo Area (via Swan Hill translator) GMV Goulburn Valley Area STV Mildura Area SDQ Southern Downs Area
Victoria	2AY Albury 2QN Deniliquin 5RM Renmark 5SE Mt Gambier	SES South East Area (South Australia) RTS Loxton
Queensland	2MW Murwillumbah	RTN Richmond-Tweed Area
South Australia	2BH Broken Hill 3MA Mildura	BKN Broken Hill
Western Australia	All stations in other states exempted from restrictions	
Tasmania	All stations in other states exempted from restrictions	

(I) APPENDIX S

AUSTRALIAN BROADCASTING CONTROL BOARD

STATEMENT OF RECEIPTS AND PAYMENTS FOR SIX MONTHS ENDED 31 DECEMBER 1976

	\$	1.7.76-31.12.76
<i>Receipts</i>		
Funds on hand at 1 July 1976		\$ 27 869
Moneys received from the Commonwealth		3 097 951
Other		7 905
		3 133 725
 <i>Payments</i>		
<i>Salaries and Payments in the Nature of Salary</i>		
Salaries and allowances	1 567 319	
Overtime	17 062	
		1 584 381
 <i>Other Operational Expenses</i>		
Travelling and subsistence	112 405	
Office requisites and equipment stationery, printing, library	39 610	
Postage, telegrams and telephone services	76 879	
Research	21 828	
Investigations of interference to reception	138 750	
Furniture and fittings	1 130	
Repairs and maintenance	10 931	
Rental	262 411	
Public inquiries	13 058	
Advisory committees	—	
Incidentals	46 505	
		723 507
<i>Gross Operational Expenditure</i>		2 307 888
<i>Capital Expenditure</i>		
Buildings and works	51	
Technical equipment	44 967	
		45 018
TOTAL PAYMENTS		2 352 906
Funds on hand at 31 December 1976		780 819
		3 133 725

NOTE: The funds on hand at 31.12.76, on which date the Board was disbanded, were repaid to the Commonwealth.

J. R. Cowen
Assistant Secretary until 31.12.76
18 March 1977

B. J. Connolly
Secretary until 31.12.76
18 March 1977

(II)
AUSTRALIAN BROADCASTING TRIBUNAL

STATEMENT OF RECEIPTS AND PAYMENTS FOR THE SIX MONTHS, 1 JANUARY TO 30 JUNE
1977

	\$ 1976-77
<i>Receipts</i>	
Moneys received from the Commonwealth	1 100 000
<i>Payments</i>	
Salaries and allowances	337 342
Overtime	2 215
Travelling and subsistence	21 340
Office requisites and equipment, stationery, printing, library	9 912
Postage, telephones and telegrams	13 150
Research	11 076
Furniture and fittings	3 810
Repairs and maintenance	1 241
Office rental	73 204
Public inquiries	47 395
Incidentals	15 049
*Services performed by the Postal and Telecommunications Department	546 481
	1 082 215
Cash at bank and on hand at 30 June, 1977	17 785
	1 100 000

*Included \$436 540 salaries and allowances; \$682 overtime; \$39 794 travelling and subsistence; \$10 705 office requisites and equipment, stationery, printing, library; \$25 452 postage, telephones and telegrams; \$328 research; \$886 repairs and maintenance; \$625 office rental; \$23 471 public inquiries and \$7998 incidentals.

B. J. Connolly
Secretary
15 August 1977

Bruce Gyngell
Chairman
15 August 1977

The Honourable the Minister for
Post and Telecommunications
Parliament House
CANBERRA, A.C.T. 2600

Dear Sir,

AUSTRALIAN BROADCASTING CONTROL BOARD
AUSTRALIAN BROADCASTING TRIBUNAL
FINANCIAL STATEMENT 1976-77

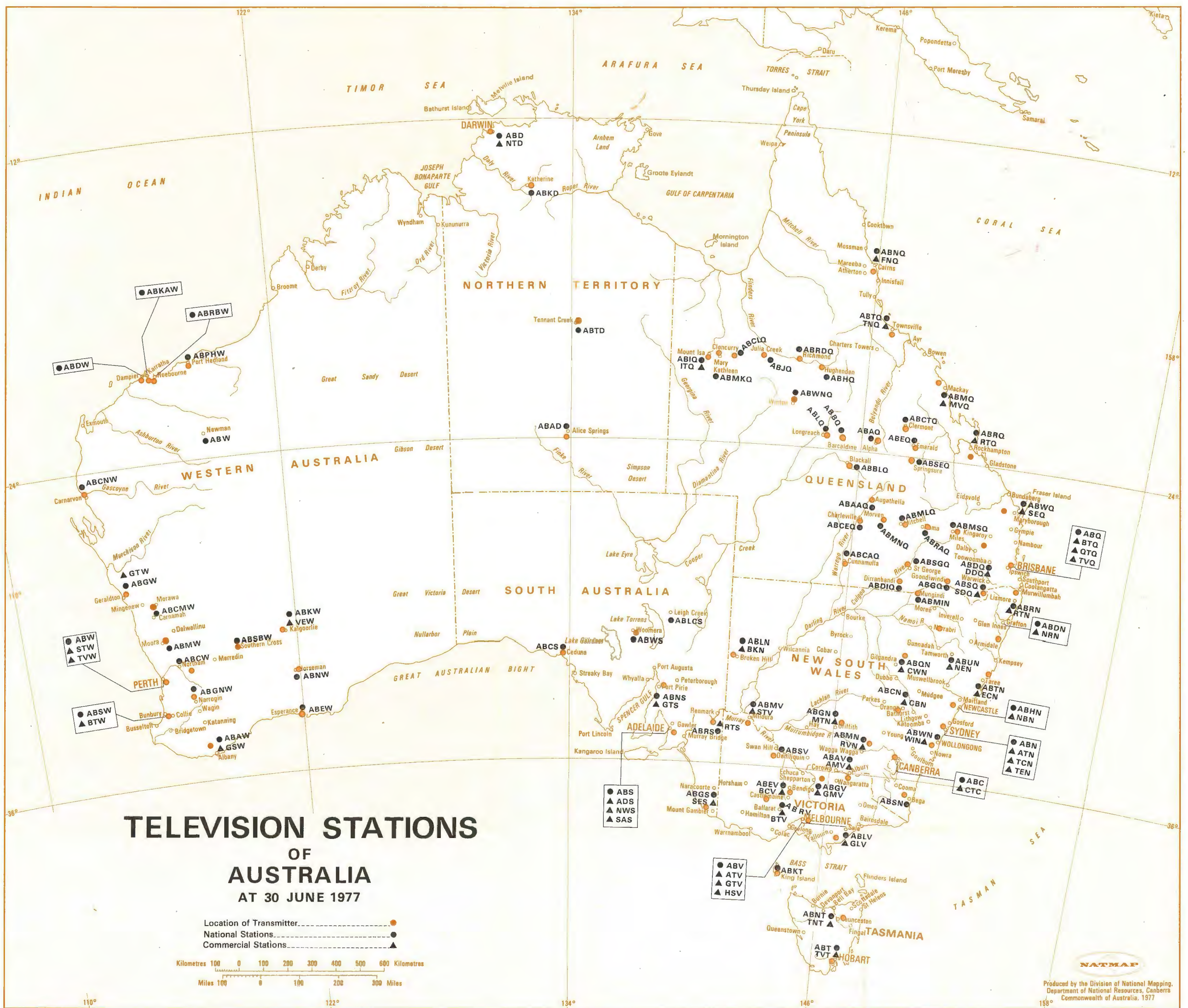
In compliance with section 28(2) of the *Broadcasting and Television Act* 1942 and section 18(14) of the *Broadcasting and Television Amendment Act (No. 2)* 1976, the Tribunal has submitted for my report its Statement of Receipts and Payments for the period 1 January 1977 to 30 June 1977, together with a Statement of Receipts and Payments of the former Australian Broadcasting Control Board for the period 1 July 1976 to 31 December 1976.

The statements are in the form approved by the Treasurer in accordance with section 28(1) of the principal Act. Copies are enclosed for your information.

In accordance with section 28(2) of the principal Act, I now report that, in my opinion —

- (a) the statements are based on proper accounts and records;
- (b) the statements are in agreement with the accounts and records; and
- (c) the receipt and expenditure of moneys, and the acquisition and disposal of assets, by both the former Board and the Tribunal during the year have been in accordance with the Act except to the extent that prior approval of a revised estimate of expenditure in respect of the item 'Public inquiries' was not sought or obtained by the Tribunal from the Treasurer as required by section 27A(2) of the Act.

Yours faithfully,
D. R. Steele Craik
Auditor-General



TELEVISION STATIONS OF AUSTRALIA AT 30 JUNE 1977

Location of Transmitter.....●
 National Stations.....●
 Commercial Stations.....▲



Produced by the Division of National Mapping,
 Department of National Resources, Canberra
 Commonwealth of Australia, 1977

