



Australian Government  
Department of Foreign Affairs and Trade

# Australian Engagement with Developing Countries

Part 1: Bilateral Relationships at a Glance



**Cover photographs:**

**Left:** TVET carpentry demonstration. Kiribati 2012. Photo: DFAT

**Bottom:** Students from Caritas Technical Secondary School in various classrooms, East Boroko, PNG. Photo: Ness Kerton

**Top right:** Members of a road works team repair roads around the main island of Tongapu. Photo: Connor Ashleigh

**Top middle:** Homeless boys at City Mission Farm learning various vocational skills. Photo: Ness Kerton

ISBN Book (softcover): 978-1-74322-307-9

PDF document: 978-1-74322-282-9

© Commonwealth of Australia 2016

With the exception of the Commonwealth Coat of Arms, any material protected by a trade mark, and where otherwise noted, this work is licensed under a Creative Commons Attribution 3.0 Australia licence (<http://creativecommons.org/licenses/by/3.0/au/>).

The details of the relevant licence conditions are available on the Creative Commons website (accessible using the links provided) as is the full legal code for the CC BY 3 AU licence.

The document must be attributed as: Commonwealth of Australia, DFAT, *Australian Engagement with Developing Countries Part 1: Bilateral Relationships at a Glance*.

Published by the Department of Foreign Affairs and Trade, Canberra, April 2016

# Australian Engagement with Developing Countries

## Part 1: Bilateral Relationships at a Glance



# Contents

Minister's Foreword . . . . .	1
-------------------------------	---

## Pacific

Cook Islands . . . . .	5
Federated States of Micronesia . . . . .	7
Fiji . . . . .	9
Kiribati . . . . .	11
Marshall Islands . . . . .	13
Nauru . . . . .	15
Niue and Tokelau . . . . .	17
Palau . . . . .	19
Papua New Guinea . . . . .	21
Samoa . . . . .	23
Solomon Islands . . . . .	25
Tonga . . . . .	27
Tuvalu . . . . .	29
Vanuatu . . . . .	31

## East Asia

Cambodia . . . . .	35
Indonesia . . . . .	37
Laos . . . . .	39
Mongolia . . . . .	41
Myanmar . . . . .	43
Philippines . . . . .	45
Timor-Leste . . . . .	47
Vietnam . . . . .	49

## South And West Asia

Afghanistan . . . . .	53
Bangladesh . . . . .	55
Bhutan . . . . .	57
Maldives . . . . .	59
Nepal . . . . .	61
Pakistan . . . . .	63
Sri Lanka . . . . .	65

## Sub-Saharan Africa

Sub-Saharan Africa . . . . .	69
------------------------------	----

## Palestinian Territories

Palestinian Territories . . . . .	73
-----------------------------------	----



# Minister's Foreword

This report, *Australian Engagement with Developing Countries Part 1: Bilateral Relationships at a Glance*, is the most comprehensive summary to date of Australia's relationships with its bilateral aid partners. It provides a snapshot of total Australian Government support for developing countries in 2014–15.

Australia provided \$5 billion in Official Development Assistance in 2014–15. We delivered aid in 32 countries and regions, with particular focus on our Indo-Pacific neighbourhood.

The private sector is also playing an essential role in addressing the social and economic development challenges in our region. Innovation is helping to deliver development solutions that are cheaper, faster and more effective.

The rapidly growing economies of South-East Asia are transforming countries from aid recipient nation to economic partner. Two-way trade and investment, tourism, labour movement, tertiary education exchanges and diaspora communities are integral parts of Australia's vibrant relationships with our region.

The Australian Government maintains diverse and dynamic relationships with regional governments. We collaborate on issues ranging from security, marine resource protection and cultural exchanges, to humanitarian responses and transnational crime and goods control.

We are also supporting people-to-people links with countries in our region. Programs like the New Colombo Plan (NCP), our signature overseas study initiative, build enduring relationships. By the end of 2016 nearly 10,000 Australian students will have studied in countries across the region under the NCP and gained a better understanding of our place in the world.

*Bilateral Relationships at a Glance* demonstrates the breadth and depth of Australia's relationships with developing countries, which are based on shared interests in prosperity and stability.



A handwritten signature in blue ink that reads "Julie Bishop". The signature is fluid and cursive, with a large initial 'J'.

**The Hon Julie Bishop MP**  
Minister for Foreign Affairs



# PACIFIC







# Australia and the COOK ISLANDS



# \$5.1 MILLION

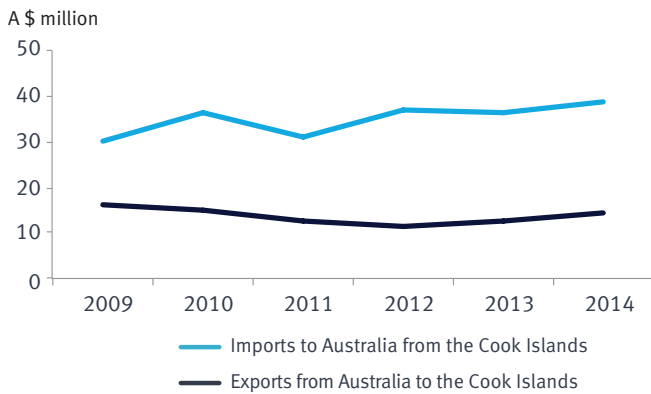
TOTAL AUSTRALIAN GOVERNMENT SUPPORT\* (2014–15)

## BUILDING BUSINESS

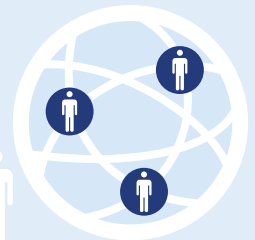


Two-way goods and services trade (2014) \$53 million

Australian investment (2014) \$68 million

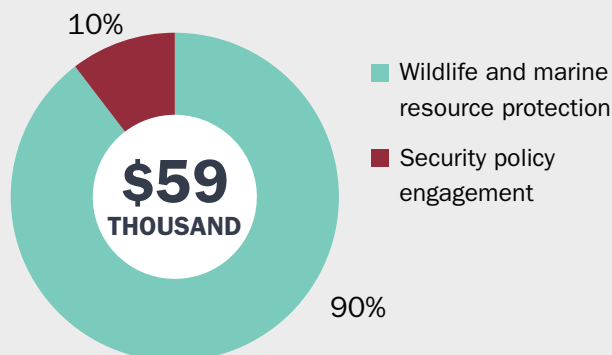


## CONNECTING PEOPLE



- Cook Islander recipients of Australian Government scholarships **2**
- Australian visitors to the Cook Islands **14,700**
- Cook Islander visitors to Australia **2,300**
- Resident Australian population born in the Cook Islands **6,930**

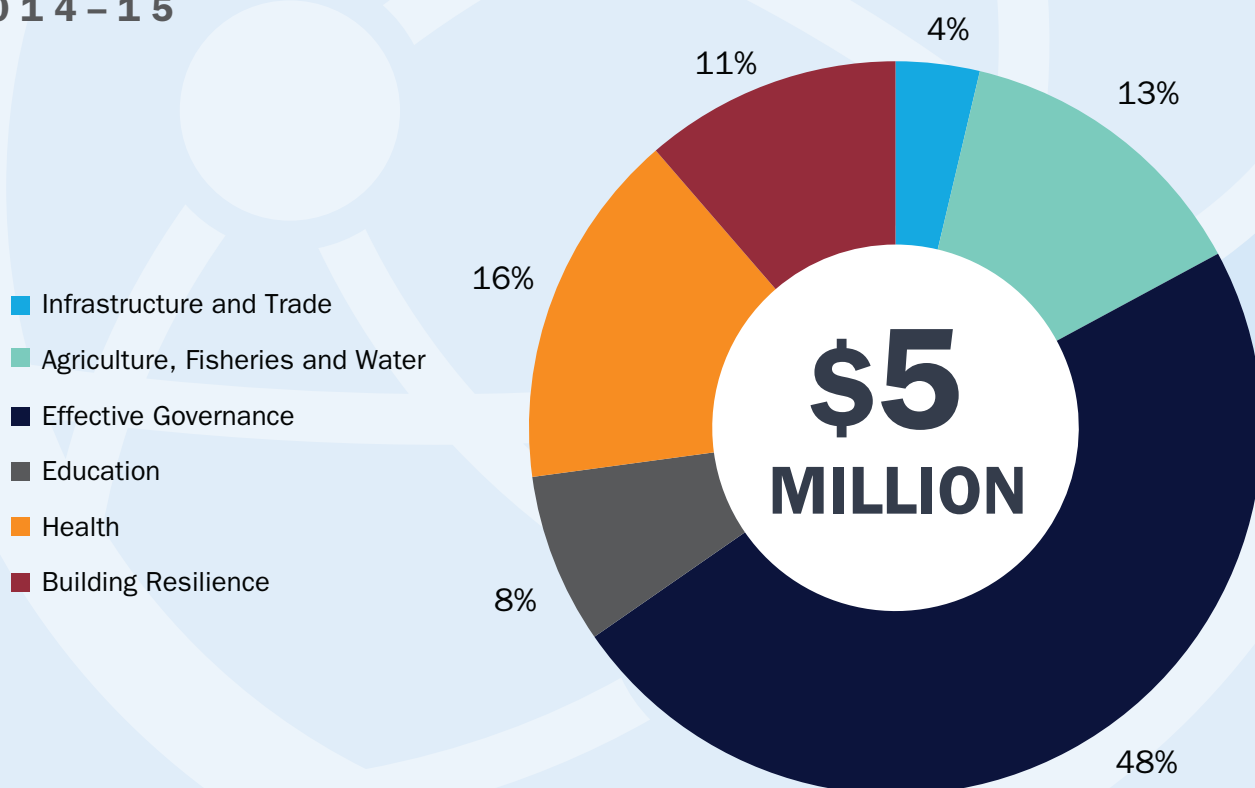
## AUSTRALIAN GOVERNMENT EXPENDITURE (NON-AID) (2014–15)



\* Total Australian Government support comprises Official Development Assistance (aid) and Other Official Flows (non-aid), as defined by the OECD's Development Assistance Committee.



## AUSTRALIAN AID TO THE COOK ISLANDS BY INVESTMENT PRIORITIES 2014-15



**AUSTRALIAN SHARE  
OF TOTAL OFFICIAL  
DEVELOPMENT  
ASSISTANCE  
TO THE COOK  
ISLANDS**



**9.4%**

### SOURCES

Trade and investment: Australian Bureau of Statistics, 2014  
Scholarships: Department of Foreign Affairs and Trade, 2014  
Visitors: Department of Immigration and Border Protection, 2014-15

Australian share of total ODA: OECD, 2014  
Resident population by country of birth: ABS Census, 2011

### FOR MORE INFORMATION

Detailed aid statistics can be found in *Australian Engagement with Developing Countries: Part 2: Official Sector Statistical Summary 2014-15*, <http://dfat.gov.au/about-us/publications/aid/statistical-summary-time-series-data/Pages/aus-engagement-with-developing-countries-2014-15.aspx>.

See also:  
[www.dfat.gov.au/aid/aid-budgets-statistics](http://www.dfat.gov.au/aid/aid-budgets-statistics)  
[www.dfat.gov.au/trade/resources](http://www.dfat.gov.au/trade/resources)  
[www.dfat.gov.au/geo/cook-islands/development-assistance](http://www.dfat.gov.au/geo/cook-islands/development-assistance)  
[www.australiaawards.gov.au](http://www.australiaawards.gov.au)



# Australia and the FEDERATED STATES OF MICRONESIA



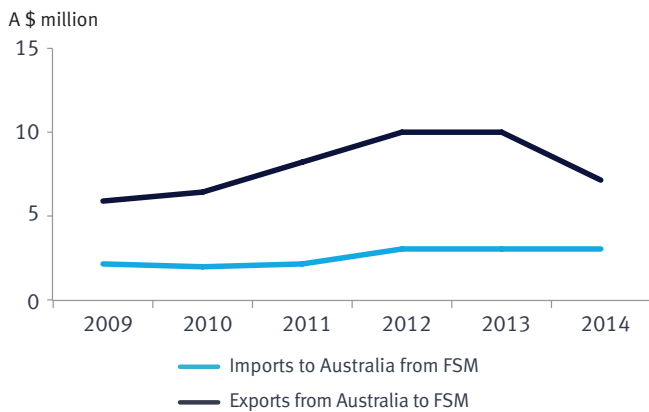
# \$5.5 MILLION

TOTAL AUSTRALIAN GOVERNMENT SUPPORT\* (2014–15)

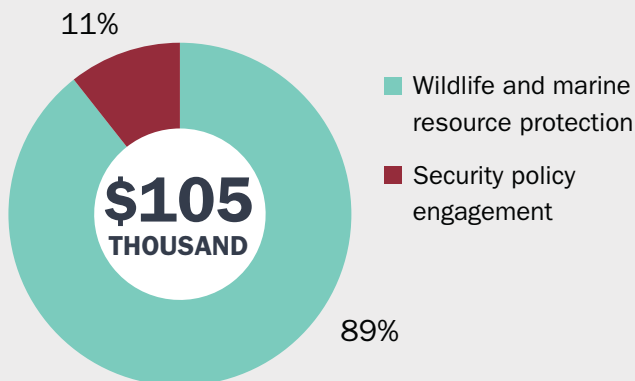
## BUILDING BUSINESS



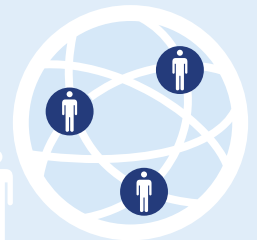
Two-way goods and services trade (2014) \$10 million



## AUSTRALIAN GOVERNMENT EXPENDITURE (NON-AID) (2014–15)



## CONNECTING PEOPLE

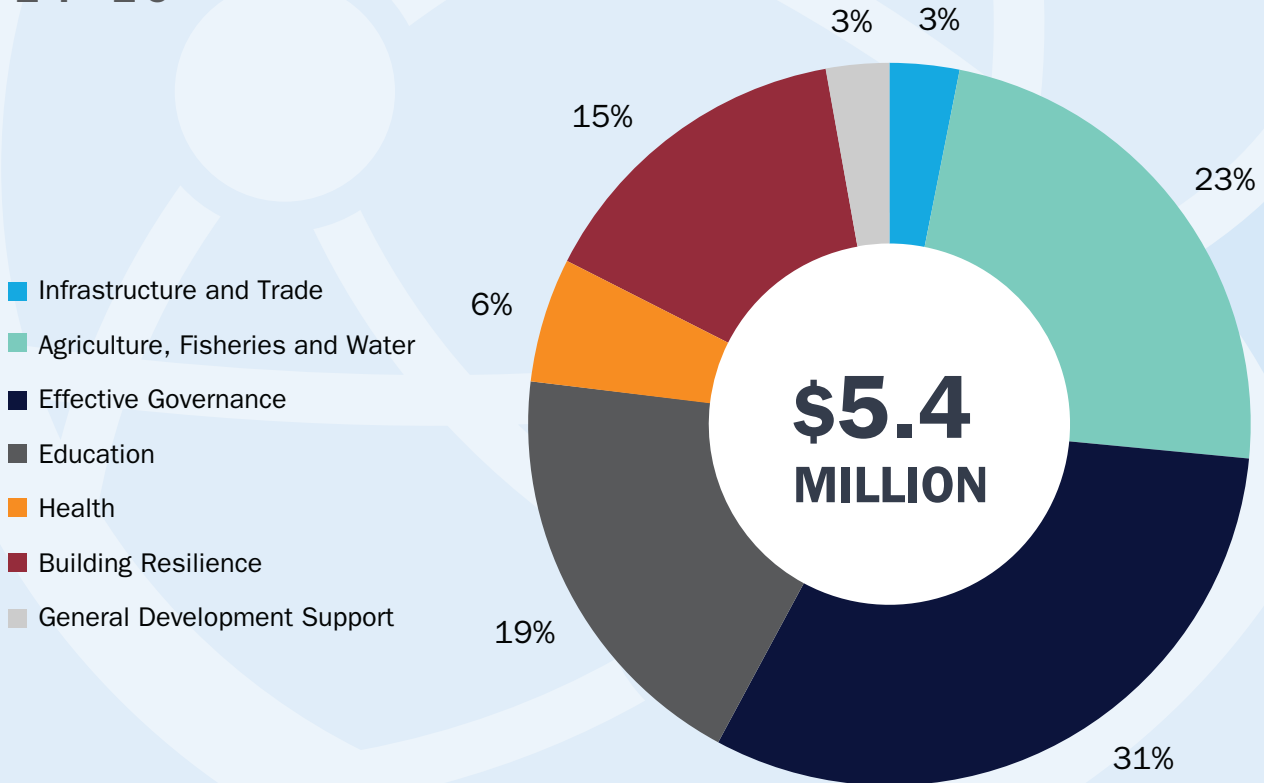


	Australian Government-supported volunteers	<b>10</b>
	Micronesian recipients of Australian Government scholarships	<b>9</b>
	Australian visitors to the Federated States of Micronesia	<b>200</b>
	Micronesian visitors to Australia	<b>200</b>
	Resident Australian population born in Micronesia	<b>20</b>

\* Total Australian Government support comprises Official Development Assistance (aid) and Other Official Flows (non-aid), as defined by the OECD's Development Assistance Committee.



**AUSTRALIAN AID TO THE FEDERATED STATES OF MICRONESIA BY INVESTMENT PRIORITIES 2014-15**



**AUSTRALIAN SHARE OF TOTAL OFFICIAL DEVELOPMENT ASSISTANCE TO THE FEDERATED STATES OF MICRONESIA** **3.1%**

**1.1% OF GDP**  
 AUSTRALIAN AID COMPARED TO THE FEDERATED STATES OF MICRONESIA'S ECONOMY

**SOURCES**

Trade: Australian Bureau of Statistics, 2014  
 Volunteers: Department of Foreign Affairs and Trade, 2014-15  
 Scholarships: Department of Foreign Affairs and Trade, 2014

Visitors: Department of Immigration and Border Protection, 2014-15  
 Share of total ODA/GDP: OECD, World Bank 2014  
 Resident population by country of birth: ABS Census, 2011

**FOR MORE INFORMATION**

Detailed aid statistics can be found in *Australian Engagement with Developing Countries: Part 2: Official Sector Statistical Summary 2014-15*, <http://dfat.gov.au/about-us/publications/aid/statistical-summary-time-series-data/Pages/aus-engagement-with-developing-countries-2014-15.aspx>.

See also:  
[www.dfat.gov.au/aid/aid-budgets-statistics](http://www.dfat.gov.au/aid/aid-budgets-statistics)  
[www.dfat.gov.au/trade/resources](http://www.dfat.gov.au/trade/resources)  
[www.dfat.gov.au/geo/federated-states-of-micronesia/development-assistance](http://www.dfat.gov.au/geo/federated-states-of-micronesia/development-assistance)  
[www.dfat.gov.au/aid/who-we-work-with/ngos/ancp](http://www.dfat.gov.au/aid/who-we-work-with/ngos/ancp)  
[www.dfat.gov.au/people-to-people/avid](http://www.dfat.gov.au/people-to-people/avid)  
[www.australiaawards.gov.au](http://www.australiaawards.gov.au)



# Australia and FIJI



# \$64 MILLION

TOTAL AUSTRALIAN GOVERNMENT SUPPORT\* (2014–15)

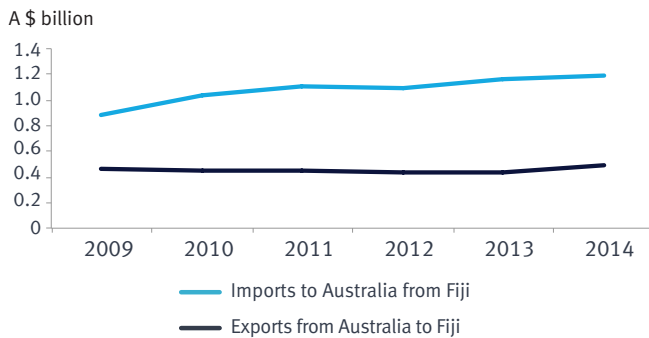
## BUILDING BUSINESS



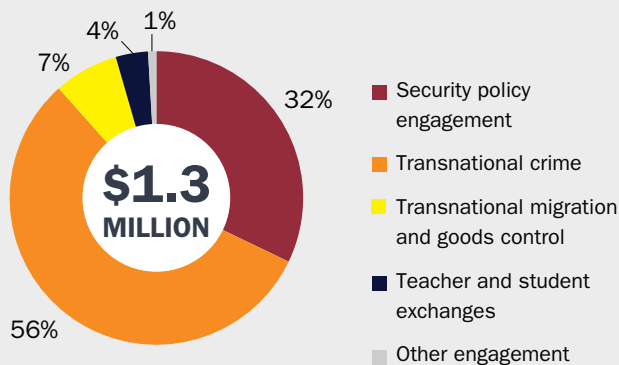
Two-way goods and services trade (2014) \$1.7 billion

Australian investment (2014) \$2.3 billion

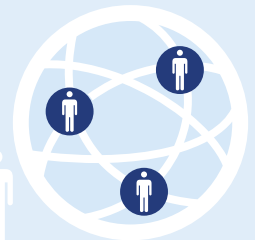
Fijian investment (2014) \$581 million



## AUSTRALIAN GOVERNMENT EXPENDITURE (NON-AID) (2014–15)



## CONNECTING PEOPLE

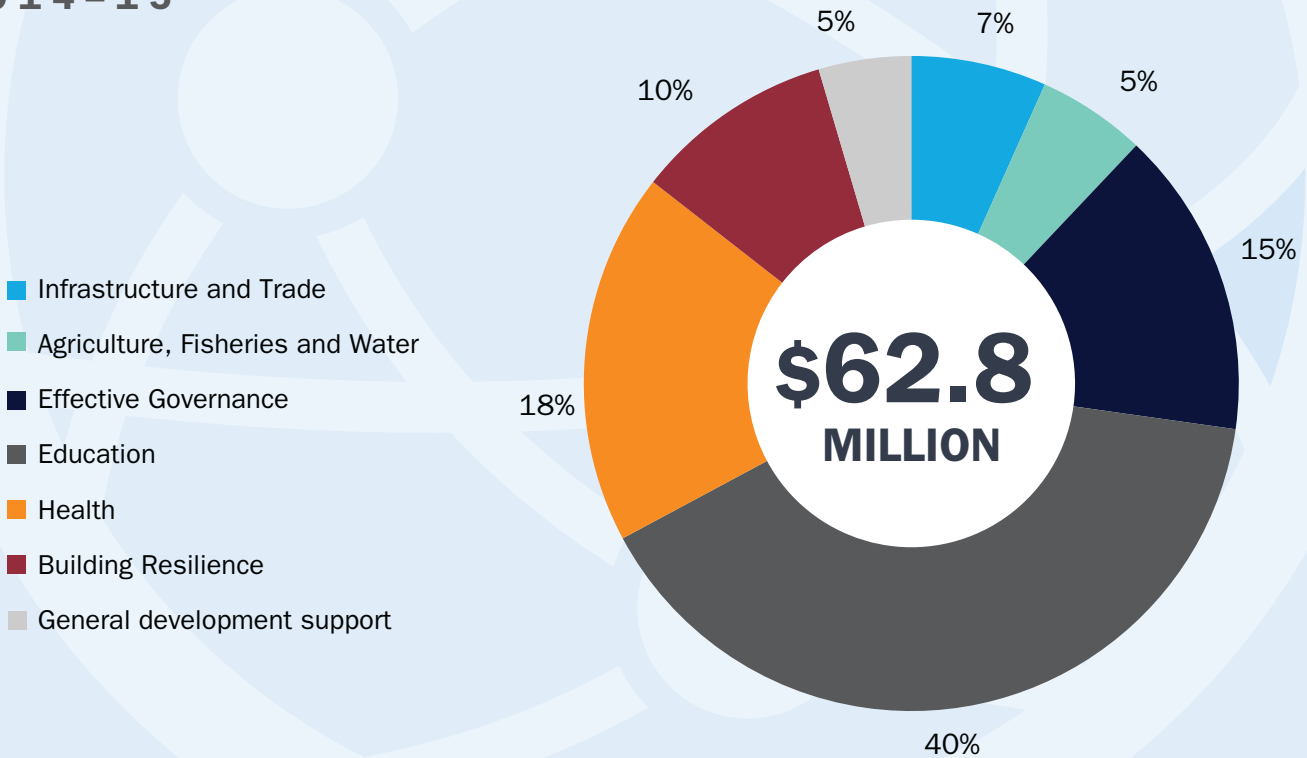


- Australian Government-supported volunteers **144**
- Fijian students in Australia **317**
- Fijian recipients of Australian Government scholarships **67**
- Australian participants in New Colombo Plan **322**
- Australian visitors to Fiji **334,000**
- Fijian visitors to Australia **31,700**
- Australian NGO Cooperation Program **\$0.4m**
- Resident Australian population born in Fiji **65,470**
- Migrant remittances from Australia to Fiji **US \$69m**
- Fijian Seasonal Workers **<5**

\* Total Australian Government support comprises Official Development Assistance (aid) and Other Official Flows (non-aid), as defined by the OECD's Development Assistance Committee.



## AUSTRALIAN AID TO FIJI BY INVESTMENT PRIORITIES 2014-15



AUSTRALIAN SHARE  
OF TOTAL OFFICIAL  
DEVELOPMENT  
ASSISTANCE TO  
FIJI



**53%**

**1.1%** OF GDP

AUSTRALIAN AID  
COMPARED TO  
FIJI'S ECONOMY

### SOURCES

Trade and investment: Australian Bureau of Statistics, 2014  
 Volunteers: Department of Foreign Affairs and Trade, 2014-15  
 Students: Department of Education and Training, 2014  
 Scholarships: Department of Foreign Affairs and Trade, 2014  
 New Colombo Plan: Department of Foreign Affairs and Trade, 2015-2016  
 Visitors: Department of Immigration and Border Protection, 2014-15

NGO Cooperation Program: Department of Foreign Affairs and Trade, 2015-16  
 Remittances: World Bank, 2014  
 Seasonal Workers: Department of Immigration and Border Protection, 2014  
 Share of total ODA/GDP: OECD, World Bank 2014  
 Resident population by country of birth: ABS Census, 2011

### FOR MORE INFORMATION

Detailed aid statistics can be found in *Australian Engagement with Developing Countries: Part 2: Official Sector Statistical Summary 2014-15*, <http://dfat.gov.au/about-us/publications/aid/statistical-summary-time-series-data/Pages/aus-engagement-with-developing-countries-2014-15.aspx>.

See also:  
[www.dfat.gov.au/aid/aid-budgets-statistics](http://www.dfat.gov.au/aid/aid-budgets-statistics)  
[www.dfat.gov.au/trade/resources](http://www.dfat.gov.au/trade/resources)  
[www.dfat.gov.au/geo/fiji/development-assistance](http://www.dfat.gov.au/geo/fiji/development-assistance)  
[www.dfat.gov.au/aid/who-we-work-with/ngos/ancp](http://www.dfat.gov.au/aid/who-we-work-with/ngos/ancp)  
[www.dfat.gov.au/people-to-people/avid](http://www.dfat.gov.au/people-to-people/avid)  
[www.dfat.gov.au/people-to-people/new-colombo-plan](http://www.dfat.gov.au/people-to-people/new-colombo-plan)  
[www.australiaawards.gov.au](http://www.australiaawards.gov.au)



# Australia and KIRIBATI



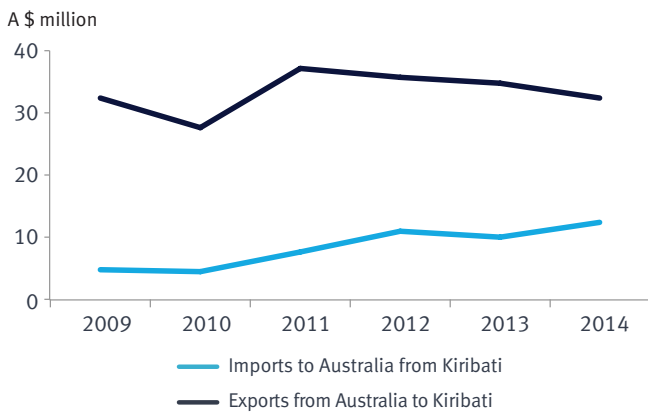
# \$30.4 MILLION

TOTAL AUSTRALIAN GOVERNMENT SUPPORT\* (2014–15)

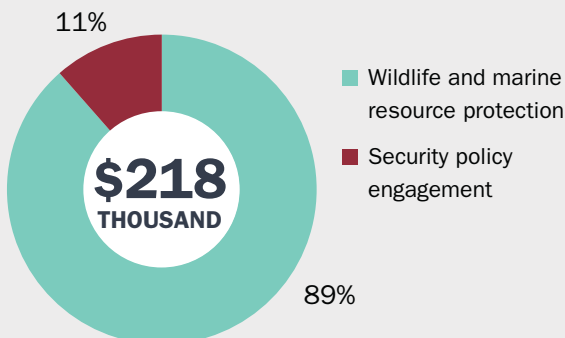
## BUILDING BUSINESS



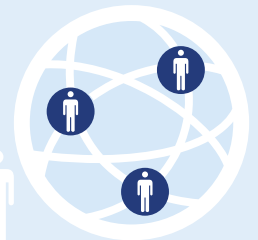
Two-way goods and services trade (2014) \$45 million



## AUSTRALIAN GOVERNMENT EXPENDITURE (NON-AID) (2014–15)



## CONNECTING PEOPLE

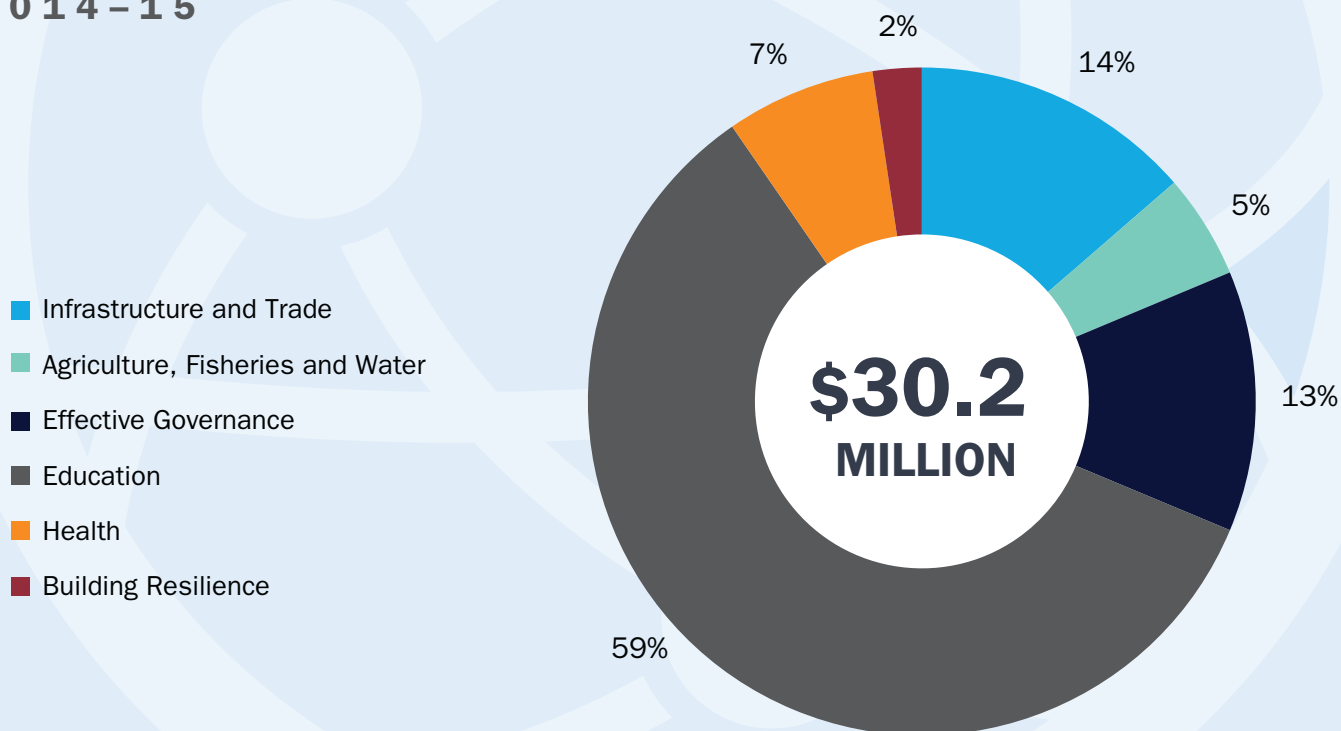


- Australian Government-supported volunteers **25**
- I-Kiribati students in Australia **11**
- I-Kiribati recipients of Australian Government scholarships **34**
- Australian visitors to Kiribati **1,400**
- I-Kiribati visitors to Australia **800**
- Australian NGO Cooperation Program **\$0.1m**
- Resident Australian population born in Kiribati **600**
- Migrant remittances from Australia to Kiribati **US \$2m**
- Seasonal workers from Kiribati **11**

\* Total Australian Government support comprises Official Development Assistance (aid) and Other Official Flows (non-aid), as defined by the OECD's Development Assistance Committee.



## AUSTRALIAN AID TO KIRIBATI BY INVESTMENT PRIORITIES 2014-15



AUSTRALIAN SHARE  
OF TOTAL OFFICIAL  
DEVELOPMENT  
ASSISTANCE TO  
KIRIBATI



**31%**

**15%** OF GDP

AUSTRALIAN AID  
COMPARED TO  
KIRIBATI'S ECONOMY

### SOURCES

Trade and investment: Australian Bureau of Statistics, 2014  
 Volunteers: Department of Foreign Affairs and Trade, 2014-15  
 Students: Department of Education and Training, 2014  
 Scholarships: Department of Foreign Affairs and Trade, 2014  
 Visitors: Department of Immigration and Border Protection, 2014-15  
 NGO Cooperation Program: Department of Foreign Affairs and Trade, 2015-16

Remittances: World Bank, 2014  
 Seasonal Workers: Department of Immigration and Border Protection, 2014  
 Share of total ODA/GDP: OECD, World Bank 2014  
 Resident population by country of birth: ABS Census, 2011

### FOR MORE INFORMATION

Detailed aid statistics can be found in *Australian Engagement with Developing Countries: Part 2: Official Sector Statistical Summary 2014-15*, <http://dfat.gov.au/about-us/publications/aid/statistical-summary-time-series-data/Pages/aus-engagement-with-developing-countries-2014-15.aspx>.

See also:  
[www.dfat.gov.au/aid/aid-budgets-statistics](http://www.dfat.gov.au/aid/aid-budgets-statistics)  
[www.dfat.gov.au/trade/resources](http://www.dfat.gov.au/trade/resources)  
[www.dfat.gov.au/geo/kiribati/development-assistance](http://www.dfat.gov.au/geo/kiribati/development-assistance)  
[www.dfat.gov.au/aid/who-we-work-with/ngos/ancp](http://www.dfat.gov.au/aid/who-we-work-with/ngos/ancp)  
[www.dfat.gov.au/people-to-people/avid](http://www.dfat.gov.au/people-to-people/avid)  
[www.australiaawards.gov.au](http://www.australiaawards.gov.au)



# Australia and the MARSHALL ISLANDS



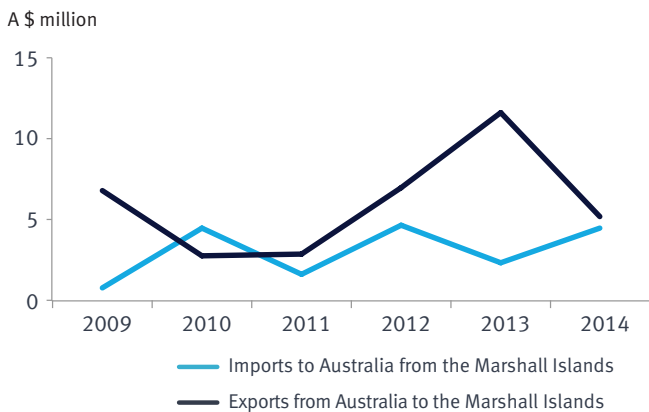
# \$5 MILLION

TOTAL AUSTRALIAN GOVERNMENT SUPPORT\* (2014–15)

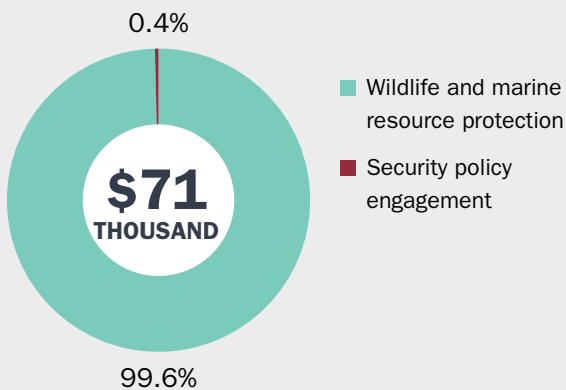
## BUILDING BUSINESS



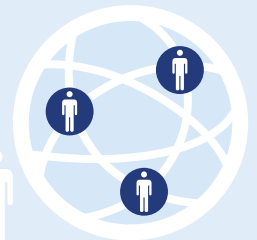
Two-way goods and services trade (2014) \$10 million








## AUSTRALIAN GOVERNMENT EXPENDITURE (NON-AID) (2014–15)



## CONNECTING PEOPLE

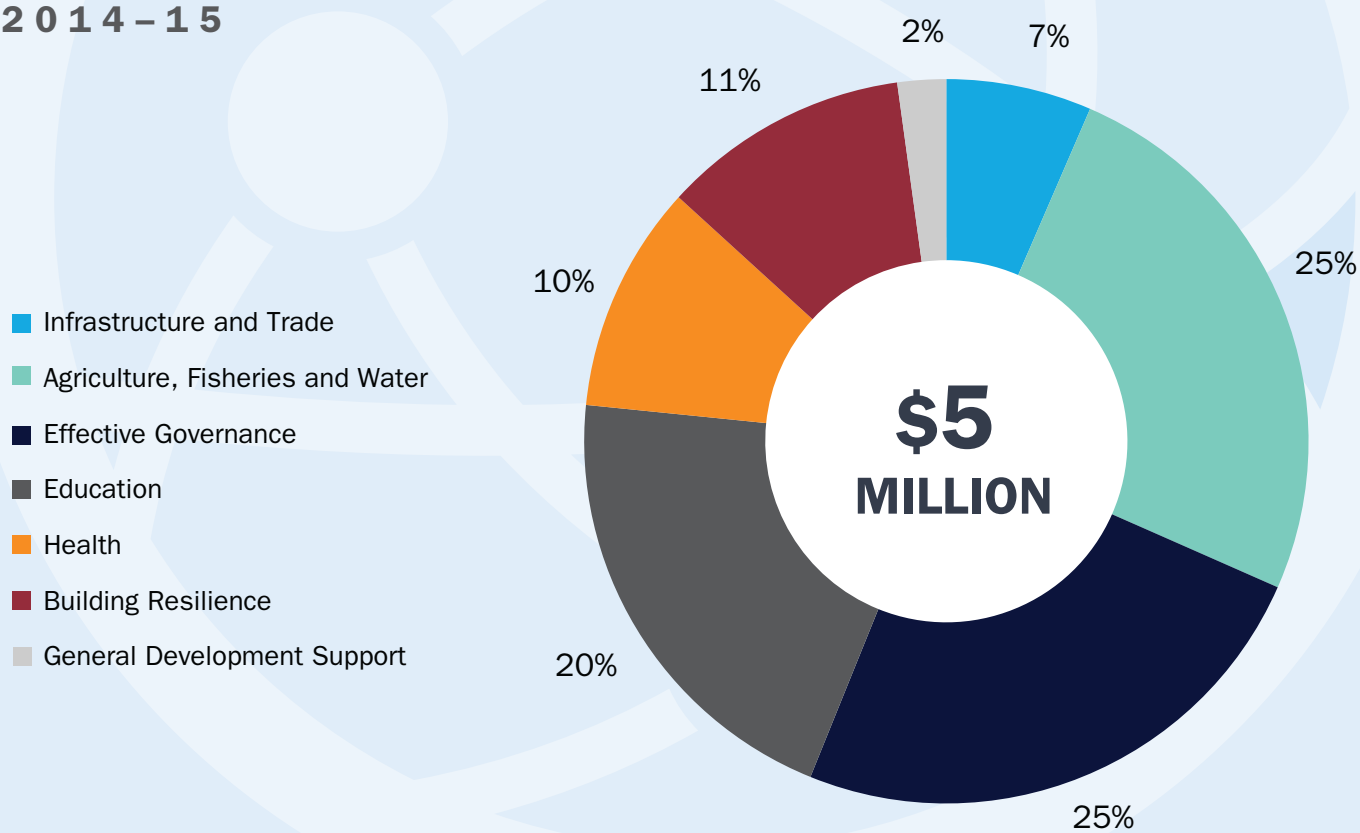


-  Australian Government-supported volunteers **9**
-  Marshallese recipients of Australian Government scholarships **1**
-  Australian visitors to the Marshall Islands **300**
-  Marshallese visitors to Australia **200**
-  Resident Australian population born in the Marshall Islands **40**

\* Total Australian Government support comprises Official Development Assistance (aid) and Other Official Flows (non-aid), as defined by the OECD's Development Assistance Committee.



## AUSTRALIAN AID TO THE MARSHALL ISLANDS BY INVESTMENT PRIORITIES 2014-15



**AUSTRALIAN SHARE OF TOTAL OFFICIAL DEVELOPMENT ASSISTANCE TO THE MARSHALL ISLANDS**



**5.0%**

**1.6% OF GDP**

AUSTRALIAN AID COMPARED TO THE MARSHALL ISLANDS' ECONOMY

### SOURCES

Trade: Australian Bureau of Statistics, 2014  
 Volunteers: Department of Foreign Affairs and Trade, 2014-15  
 Students: Department of Education and Training, 2014

Scholarships: Department of Foreign Affairs and Trade, 2014  
 Share of total ODA/GDP: OECD, World Bank 2014  
 Resident population by country of birth: ABS Census, 2011

### FOR MORE INFORMATION

Detailed aid statistics can be found in *Australian Engagement with Developing Countries: Part 2: Official Sector Statistical Summary 2014-15*, <http://dfat.gov.au/about-us/publications/aid/statistical-summary-time-series-data/Pages/aus-engagement-with-developing-countries-2014-15.aspx>.

See also:  
[www.dfat.gov.au/aid/aid-budgets-statistics](http://www.dfat.gov.au/aid/aid-budgets-statistics)

[www.dfat.gov.au/trade/resources](http://www.dfat.gov.au/trade/resources)  
[www.dfat.gov.au/geo/republic-of-marshall-islands/development-assistance](http://www.dfat.gov.au/geo/republic-of-marshall-islands/development-assistance)  
[www.dfat.gov.au/aid/who-we-work-with/ngos/ancp](http://www.dfat.gov.au/aid/who-we-work-with/ngos/ancp)  
[www.dfat.gov.au/people-to-people/avid](http://www.dfat.gov.au/people-to-people/avid)  
[www.australiaawards.gov.au](http://www.australiaawards.gov.au)



# Australia and NAURU



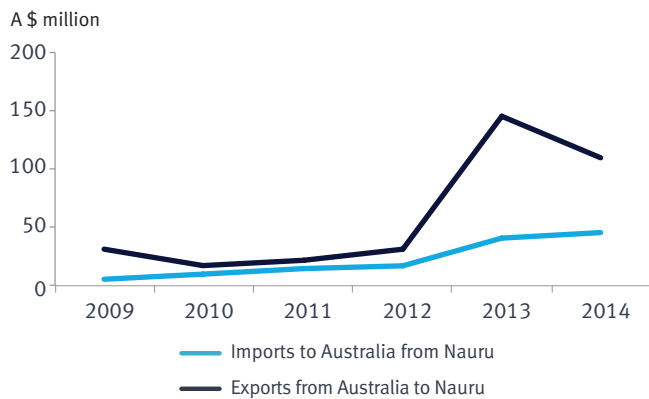
# \$25.7 MILLION

TOTAL AUSTRALIAN GOVERNMENT SUPPORT\* (2014–15)

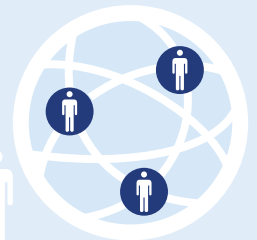
## BUILDING BUSINESS



Two-way goods and services trade (2014) \$155 million



## CONNECTING PEOPLE



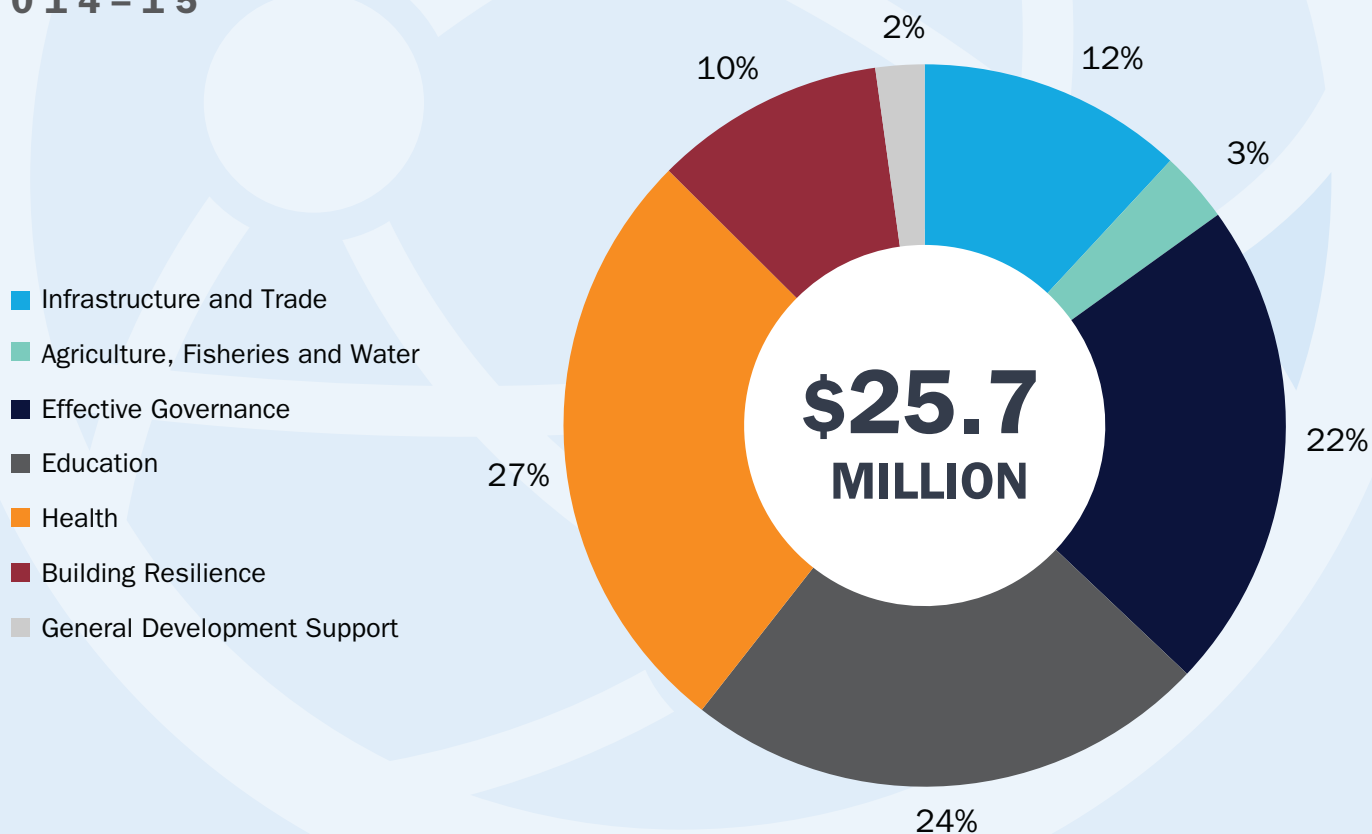
- Nauruan recipients of Australian Government scholarships **14**
- Australian visitors to Nauru **15,200**
- Nauruan visitors to Australia **5,500**
- Resident Australian population born in Nauru **620**



\* Total Australian Government support comprises Official Development Assistance (aid) and Other Official Flows (non-aid), as defined by the OECD's Development Assistance Committee.



## AUSTRALIAN AID TO NAURU BY INVESTMENT PRIORITIES 2014-15



AUSTRALIAN SHARE  
OF TOTAL OFFICIAL  
DEVELOPMENT  
ASSISTANCE TO  
NAURU



**70%**

### SOURCES

Trade: Australian Bureau of Statistics, 2014

Visitors: Department of Immigration and Border Protection, 2014-15

Scholarships: Department of Foreign Affairs and Trade, 2014

Australian share of total ODA: OECD, 2014

Resident population by country of birth: ABS Census, 2011

### FOR MORE INFORMATION

Detailed aid statistics can be found in *Australian Engagement with Developing Countries: Part 2: Official Sector Statistical Summary 2014-15*, <http://dfat.gov.au/about-us/publications/aid/statistical-summary-time-series-data/Pages/aus-engagement-with-developing-countries-2014-15.aspx>.

See also:

[www.dfat.gov.au/aid/aid-budgets-statistics](http://www.dfat.gov.au/aid/aid-budgets-statistics)

[www.dfat.gov.au/trade/resources](http://www.dfat.gov.au/trade/resources)

[www.dfat.gov.au/geo/nauru/development-assistance](http://www.dfat.gov.au/geo/nauru/development-assistance)

[www.australiaawards.gov.au](http://www.australiaawards.gov.au)



# Australia and NIUE and TOKELAU



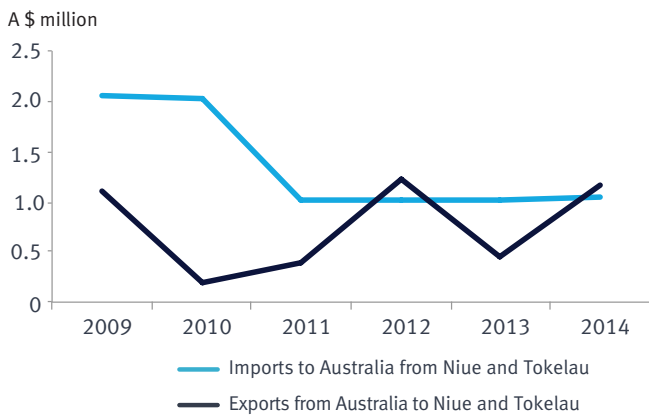
# \$4.7 MILLION

TOTAL AUSTRALIAN GOVERNMENT SUPPORT\* (2014–15)

## BUILDING BUSINESS



Two-way goods and services trade (2014) \$2 million



## CONNECTING PEOPLE



Niuean and Tokelauan recipients of Australian Government scholarships

2



Australian visitors to Niue and Tokelau

500



Niuean and Tokelauan visitors to Australia

100



Resident Australian population born in Niue and Tokelau

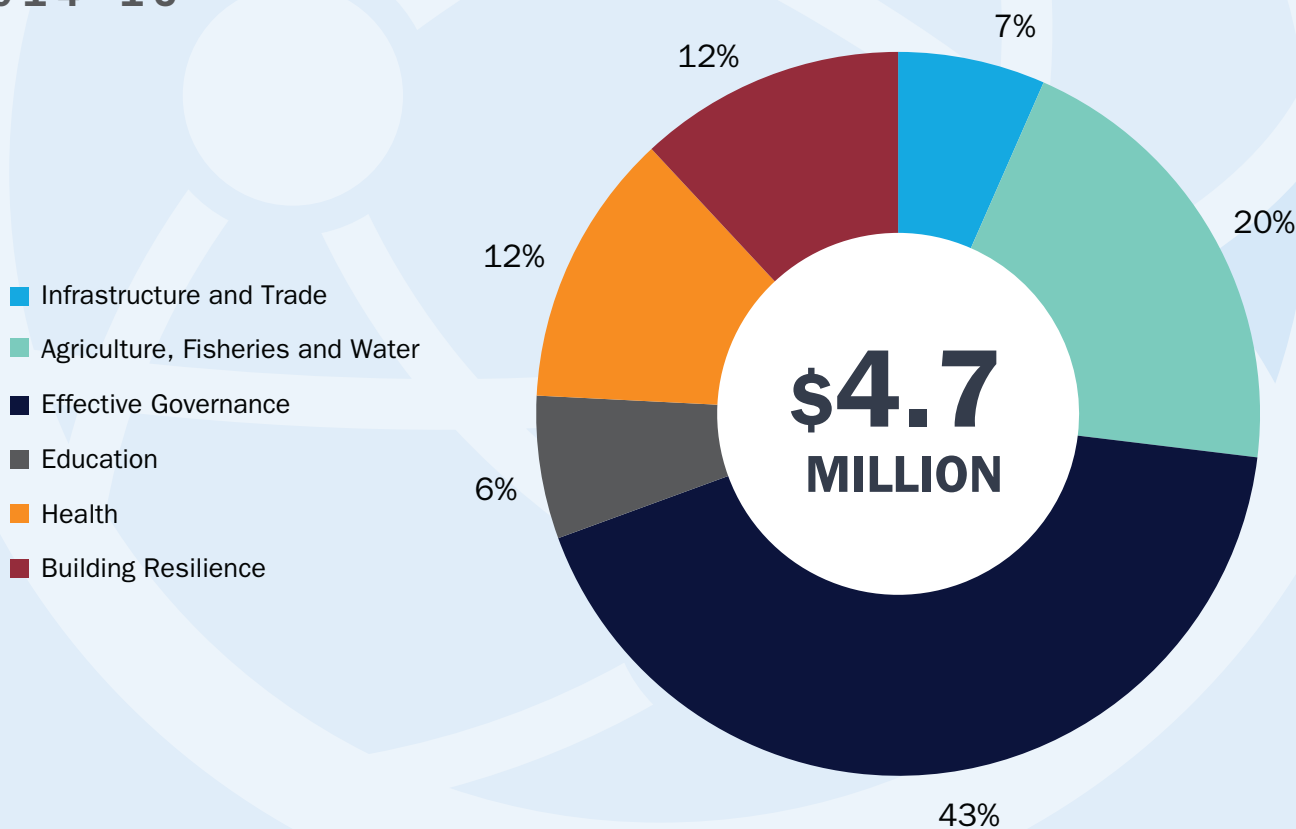
1,410



\* Total Australian Government support comprises Official Development Assistance (aid) and Other Official Flows (non-aid), as defined by the OECD's Development Assistance Committee.



## AUSTRALIAN AID TO NIUE AND TOKELAU BY INVESTMENT PRIORITIES 2014-15



AUSTRALIAN SHARE OF TOTAL OFFICIAL DEVELOPMENT ASSISTANCE TO NIUE AND TOKELAU



**14%**

### SOURCES

Trade: Australian Bureau of Statistics, 2014  
 Scholarships: Department of Foreign Affairs and Trade, 2014  
 Visitors: Department of Immigration and Border Protection, 2014-15

Australian share of total ODA: OECD, 2014  
 Resident population by country of birth: ABS Census, 2011


### FOR MORE INFORMATION

Detailed aid statistics can be found in *Australian Engagement with Developing Countries: Part 2: Official Sector Statistical Summary 2014-15*, <http://dfat.gov.au/about-us/publications/aid/statistical-summary-time-series-data/Pages/aus-engagement-with-developing-countries-2014-15.aspx>.

See also:  
[www.dfat.gov.au/aid/aid-budgets-statistics](http://www.dfat.gov.au/aid/aid-budgets-statistics)  
[www.dfat.gov.au/trade/resources](http://www.dfat.gov.au/trade/resources)  
[www.dfat.gov.au/geo/niue/development-assistance](http://www.dfat.gov.au/geo/niue/development-assistance)  
[www.dfat.gov.au/geo/tokelau/development-assistance](http://www.dfat.gov.au/geo/tokelau/development-assistance)  
[www.australiaawards.gov.au](http://www.australiaawards.gov.au)



# Australia and PALAU



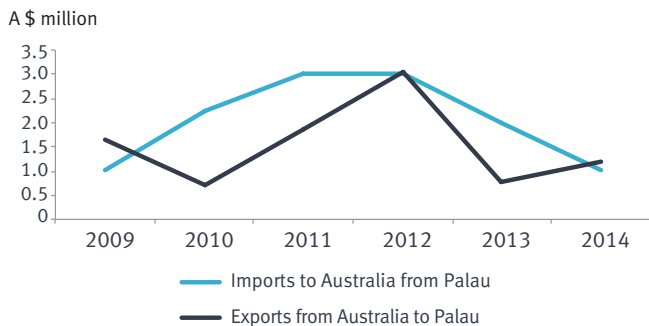
# \$4.7 MILLION

TOTAL AUSTRALIAN GOVERNMENT SUPPORT\* (2014–15)

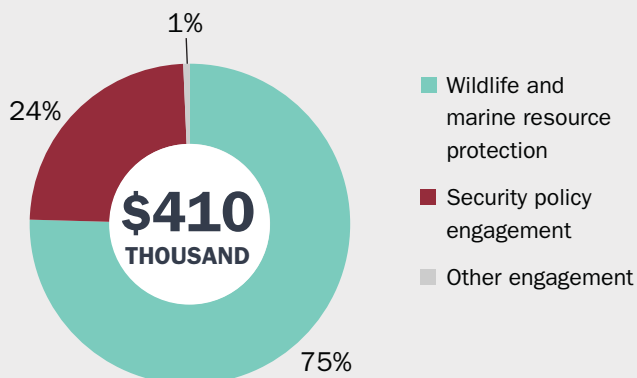
## BUILDING BUSINESS



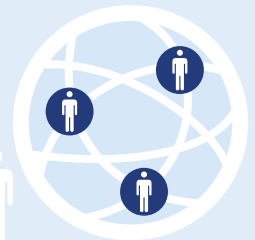
Two-way goods and services trade (2014) \$2 million



## AUSTRALIAN GOVERNMENT EXPENDITURE (NON-AID) (2014–15)



## CONNECTING PEOPLE

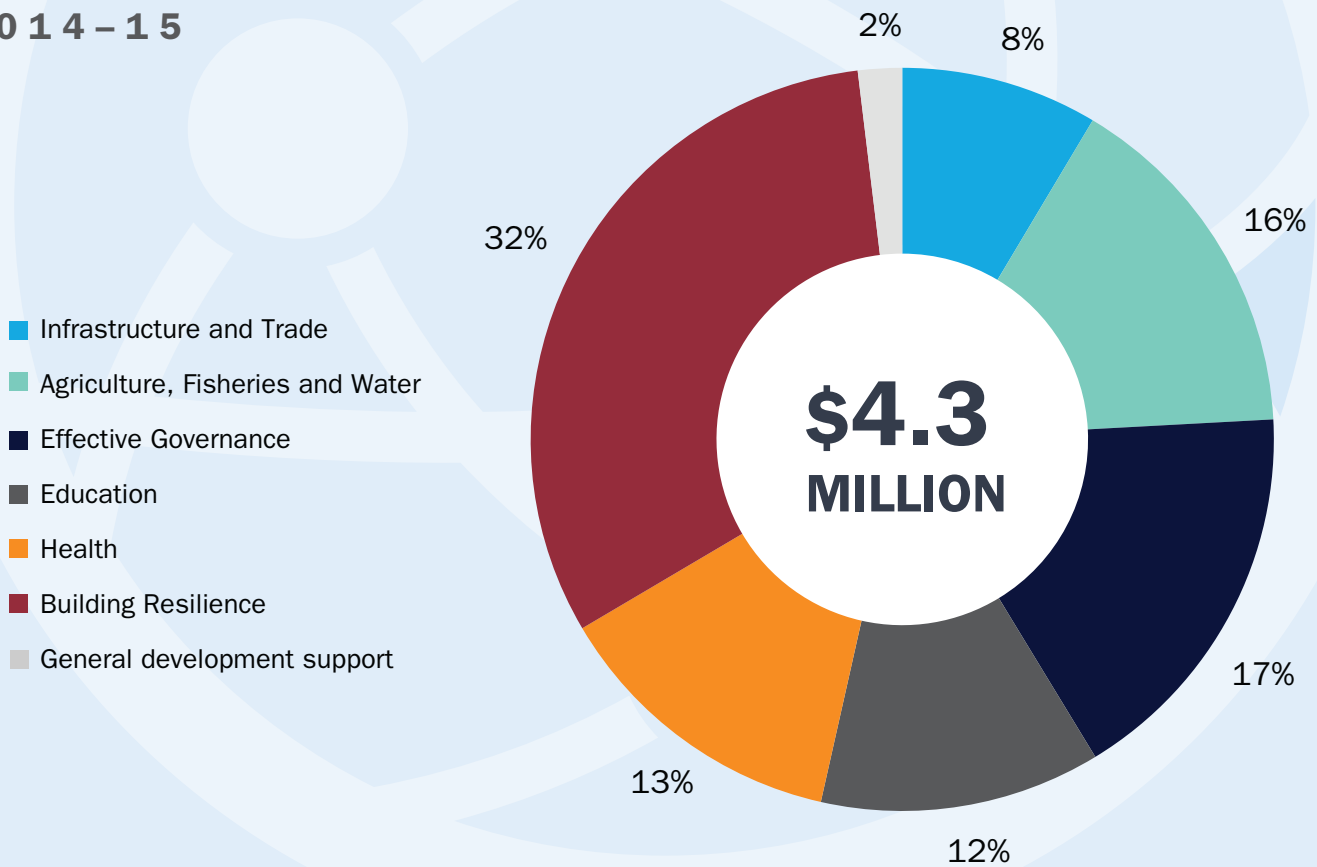


- Australian Government-supported volunteers **3**
- Palauan recipients of Australian Government scholarships **7**
- Australian visitors to Palau **600**
- Palauan visitors to Australia **100**
- Resident Australian population born in Palau **20**

\* Total Australian Government support comprises Official Development Assistance (aid) and Other Official Flows (non-aid), as defined by the OECD's Development Assistance Committee.



**AUSTRALIAN AID TO PALAU  
BY INVESTMENT PRIORITIES  
2014-15**



**AUSTRALIAN SHARE  
OF TOTAL OFFICIAL  
DEVELOPMENT  
ASSISTANCE TO  
PALAU**



**14%**

**1.3% OF GDP**

**AUSTRALIAN AID  
COMPARED TO  
PALAU'S ECONOMY**

**SOURCES**

Visitors: Department of Immigration and Border Protection, 2014-15  
 Volunteers: Department of Foreign Affairs and Trade, 2014-15  
 Scholarships: Department of Foreign Affairs and Trade, 2014

Share of total ODA/GDP: OECD, World Bank 2014  
 Resident population by country of birth: ABS Census, 2011

**FOR MORE INFORMATION**

Detailed aid statistics can be found in *Australian Engagement with Developing Countries: Part 2: Official Sector Statistical Summary 2014-15*, <http://dfat.gov.au/about-us/publications/aid/statistical-summary-time-series-data/Pages/aus-engagement-with-developing-countries-2014-15.aspx>.

See also:  
[www.dfat.gov.au/aid/aid-budgets-statistics](http://www.dfat.gov.au/aid/aid-budgets-statistics)  
[www.dfat.gov.au/trade/resources](http://www.dfat.gov.au/trade/resources)  
[www.dfat.gov.au/geo/palau/development-assistance](http://www.dfat.gov.au/geo/palau/development-assistance)  
[www.dfat.gov.au/people-to-people/avid](http://www.dfat.gov.au/people-to-people/avid)  
[www.australiaawards.gov.au](http://www.australiaawards.gov.au)



# Australia and PAPUA NEW GUINEA



# \$543 MILLION

TOTAL AUSTRALIAN GOVERNMENT SUPPORT\* (2014–15)

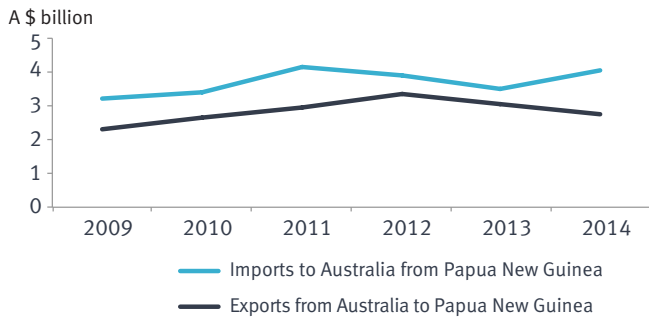
## BUILDING BUSINESS



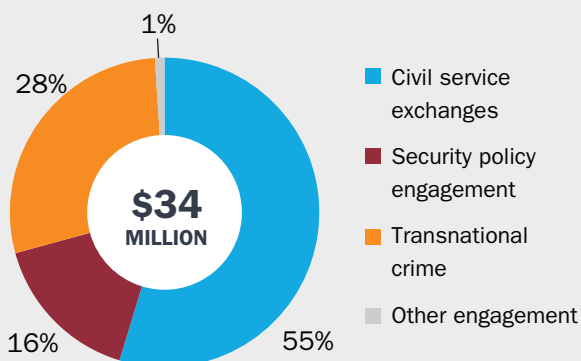
Two-way goods and services trade (2014) \$6.8 billion

Australian investment (2014) \$19 billion

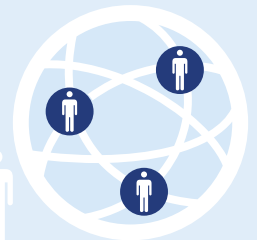
Papua New Guinea's investment (2014) \$149 million



## AUSTRALIAN GOVERNMENT EXPENDITURE (NON-AID) (2014–15)



## CONNECTING PEOPLE

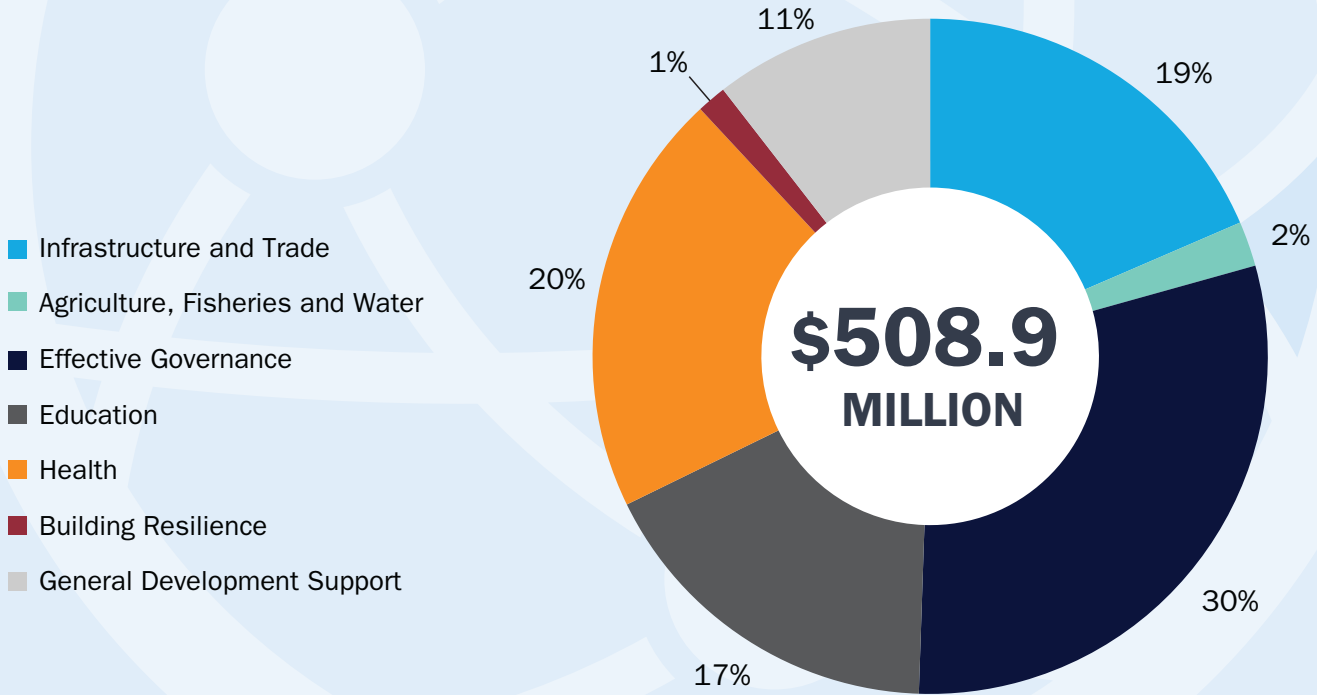


- Australian Government-supported volunteers **71**
- Papua New Guinean students in Australia **1274**
- Papua New Guinean recipients of Australian Government scholarships **615**
- Australian participants in New Colombo Plan **78**
- Australian visitors to Papua New Guinea **103,400**
- Papua New Guinean visitors to Australia **56,100**
- Australian NGO Cooperation Program **\$6.6m**
- Resident Australian population born in Papua New Guinea **30,650**
- Migrant remittances from Australia to Papua New Guinea **us \$11m**
- Seasonal workers from Papua New Guinea **35**

\* Total Australian Government support comprises Official Development Assistance (aid) and Other Official Flows (non-aid), as defined by the OECD's Development Assistance Committee.



**AUSTRALIAN AID TO PAPUA NEW GUINEA  
BY INVESTMENT PRIORITIES  
2014-15**



**AUSTRALIAN SHARE  
OF TOTAL OFFICIAL  
DEVELOPMENT  
ASSISTANCE  
TO PAPUA NEW  
GUINEA**



**68%**

**2.5% OF GDP**

**AUSTRALIAN AID  
COMPARED TO PAPUA  
NEW GUINEA'S ECONOMY**

**SOURCES**

Trade and investment: Australian Bureau of Statistics, 2014  
 Volunteers: Department of Foreign Affairs and Trade, 2014-15  
 Students: Department of Education and Training, 2014  
 Scholarships: Department of Foreign Affairs and Trade, 2014  
 New Colombo Plan: Department of Foreign Affairs and Trade, 2015-2016  
 Visitors: Department of Immigration and Border Protection, 2014-15

NGO Cooperation Program: Department of Foreign Affairs and Trade, 2015-16  
 Remittances: World Bank, 2014  
 Seasonal Workers: Department of Immigration and Border Protection, 2014  
 Share of total ODA/GDP: OECD, World Bank 2014  
 Resident population by country of birth: ABS Census, 2011

**FOR MORE INFORMATION**

Detailed aid statistics can be found in *Australian Engagement with Developing Countries: Part 2: Official Sector Statistical Summary 2014-15*, <http://dfat.gov.au/about-us/publications/aid/statistical-summary-time-series-data/Pages/aus-engagement-with-developing-countries-2014-15.aspx>.

See also:  
[www.dfat.gov.au/aid/aid-budgets-statistics](http://www.dfat.gov.au/aid/aid-budgets-statistics)

[www.dfat.gov.au/trade/resources](http://www.dfat.gov.au/trade/resources)  
[www.dfat.gov.au/geo/papua-new-guinea/development-assistance](http://www.dfat.gov.au/geo/papua-new-guinea/development-assistance)  
[www.dfat.gov.au/aid/who-we-work-with/ngos/ancp](http://www.dfat.gov.au/aid/who-we-work-with/ngos/ancp)  
[www.dfat.gov.au/people-to-people/avid](http://www.dfat.gov.au/people-to-people/avid)  
[www.dfat.gov.au/people-to-people/new-colombo-plan](http://www.dfat.gov.au/people-to-people/new-colombo-plan)  
[www.australiaawards.gov.au](http://www.australiaawards.gov.au)



# Australia and SAMOA



# \$38 MILLION

TOTAL AUSTRALIAN GOVERNMENT SUPPORT\* (2014–15)

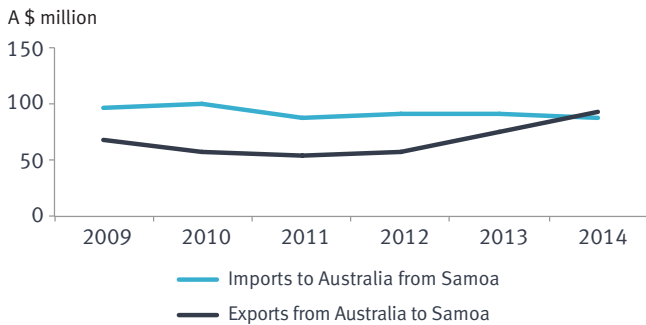
## BUILDING BUSINESS



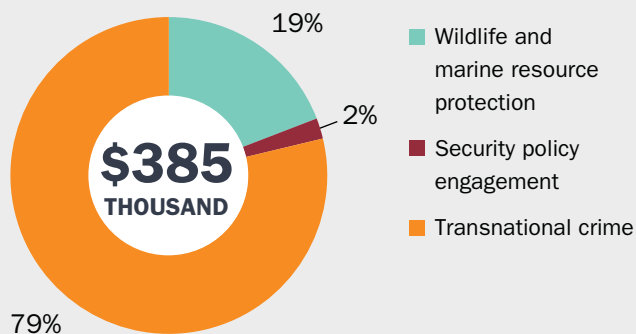
Two-way goods and services trade (2014) \$182 million

Australian investment (2014) \$384 million

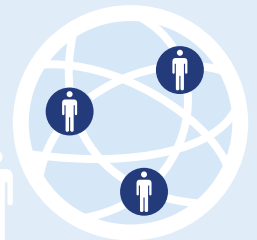
Samoa's investment (2014) \$56 million



## AUSTRALIAN GOVERNMENT EXPENDITURE (NON-AID) (2014–15)



## CONNECTING PEOPLE



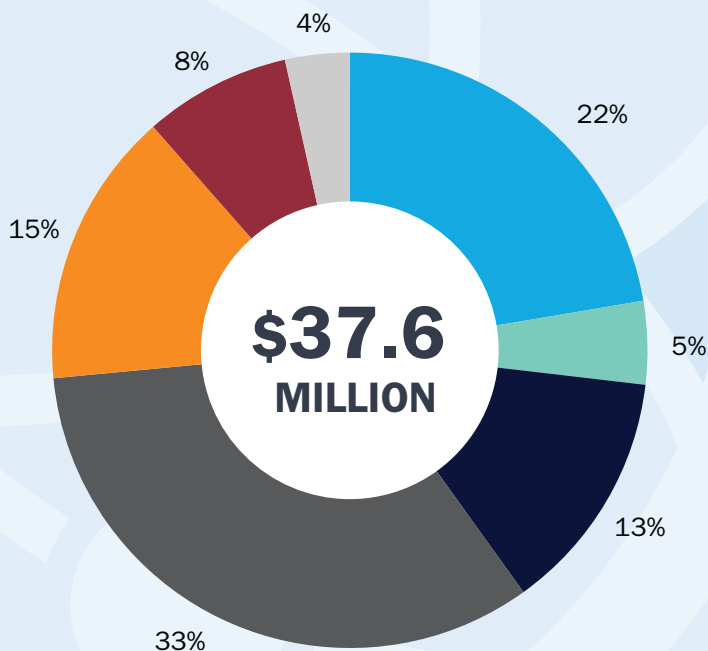
- Australian Government-supported volunteers **54**
- Samoan recipients of Australian Government scholarships **48**
- Australian visitors to Samoa **26,000**
- Samoan visitors to Australia **5,900**
- Australian NGO Cooperation Program **\$0.1m**
- Resident Australian population born in Samoa **21,820**
- Migrant remittances from Australia to Samoa **US \$26m**
- Seasonal workers from Samoa **175**

\* Total Australian Government support comprises Official Development Assistance (aid) and Other Official Flows (non-aid), as defined by the OECD's Development Assistance Committee.



## AUSTRALIAN AID TO SAMOA BY INVESTMENT PRIORITIES 2014-15

- Infrastructure and Trade
- Agriculture, Fisheries and Water
- Effective Governance
- Education
- Health
- Building Resilience
- General Development Support



**AUSTRALIAN SHARE  
OF TOTAL OFFICIAL  
DEVELOPMENT  
ASSISTANCE TO  
SAMOA**



**27%**

**3.4%**

**OF GDP**  
AUSTRALIAN AID  
COMPARED TO  
SAMOA'S ECONOMY

### SOURCES

Trade and investment: Australian Bureau of Statistics, 2014  
 Volunteers: Department of Foreign Affairs and Trade, 2014-15  
 Scholarships: Department of Foreign Affairs and Trade, 2014  
 Visitors: Department of Immigration and Border Protection, 2014-15  
 NGO Cooperation Program: Department of Foreign Affairs and Trade, 2015-16  
 Remittances: World Bank, 2014

Seasonal Workers: Department of Immigration and Border Protection, 2014  
 Share of total ODA/GDP: OECD, World Bank 2014  
 Resident population by country of birth: ABS Census, 2011

### FOR MORE INFORMATION

Detailed aid statistics can be found in *Australian Engagement with Developing Countries: Part 2: Official Sector Statistical Summary 2014-15*, <http://dfat.gov.au/about-us/publications/aid/statistical-summary-time-series-data/Pages/aus-engagement-with-developing-countries-2014-15.aspx>.

See also:  
[www.dfat.gov.au/aid/aid-budgets-statistics](http://www.dfat.gov.au/aid/aid-budgets-statistics)  
[www.dfat.gov.au/trade/resources](http://www.dfat.gov.au/trade/resources)  
[www.dfat.gov.au/geo/samoa/development-assistance](http://www.dfat.gov.au/geo/samoa/development-assistance)  
[www.dfat.gov.au/aid/who-we-work-with/ngos/ancp](http://www.dfat.gov.au/aid/who-we-work-with/ngos/ancp)  
[www.dfat.gov.au/people-to-people/avid](http://www.dfat.gov.au/people-to-people/avid)  
[www.australiaawards.gov.au](http://www.australiaawards.gov.au)



# Australia and SOLOMON ISLANDS



# \$214 MILLION

TOTAL AUSTRALIAN GOVERNMENT SUPPORT\* (2014–15)

## BUILDING BUSINESS



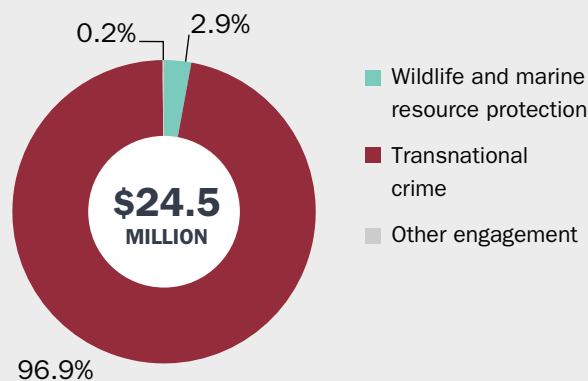
Two-way goods and services trade (2014) \$426 million

Australian investment (2014) \$62 million

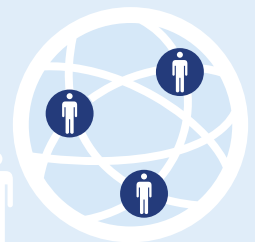
Solomon Islands' investment (2014) \$149 million



## AUSTRALIAN GOVERNMENT EXPENDITURE (NON-AID) (2014–15)



## CONNECTING PEOPLE

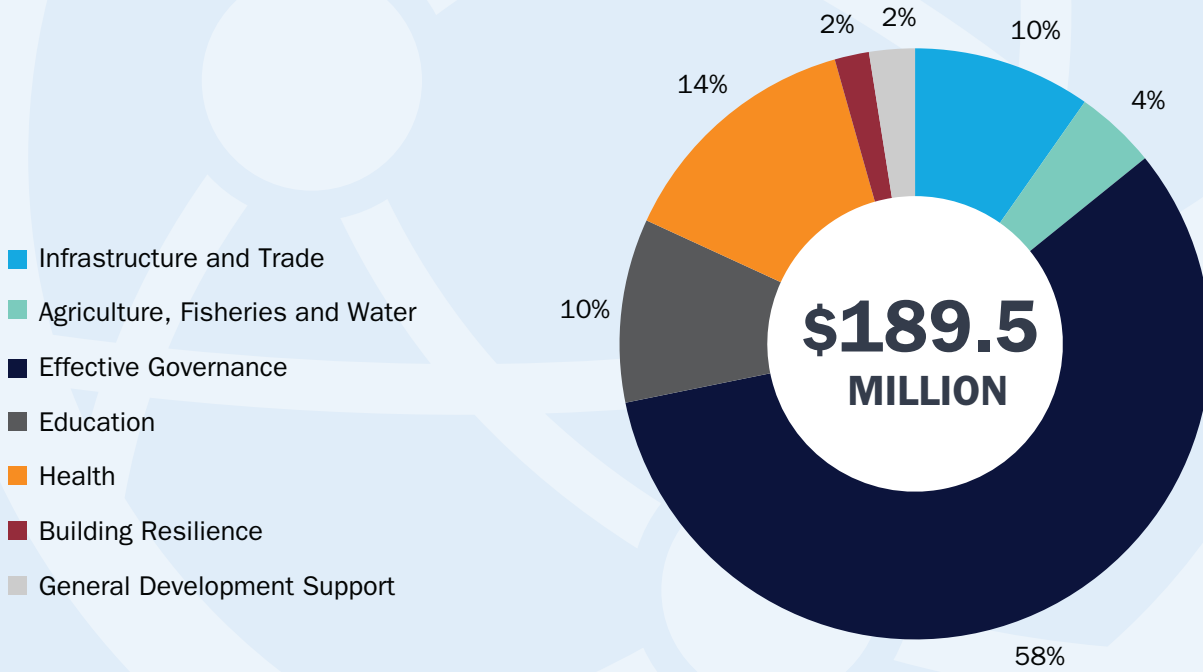


- Australian Government-supported volunteers **116**
- Solomon Islander students in Australia **128**
- Solomon Islander recipients of Australian Government scholarships **62**
- Australian participants in New Colombo Plan **329**
- Australian visitors to Solomon Islands **10,400**
- Solomon Islander visitors to Australia **6,300**
- Australian NGO Cooperation Program **\$3.4m**
- Resident Australian population born in Solomon Islands **2,020**
- Migrant remittances from Australia to Solomon Islands **US \$11m**
- Seasonal workers from Solomon Islands **21**

\* Total Australian Government support comprises Official Development Assistance (aid) and Other Official Flows (non-aid), as defined by the OECD's Development Assistance Committee.



**AUSTRALIAN AID TO SOLOMON ISLANDS  
BY INVESTMENT PRIORITIES  
2014-15**



**AUSTRALIAN SHARE  
OF TOTAL OFFICIAL  
DEVELOPMENT  
ASSISTANCE TO  
SOLOMON  
ISLANDS**



**68%**

**12%**

**OF  
GDP**

**AUSTRALIAN AID COMPARED  
TO SOLOMON ISLANDS'  
ECONOMY**

**SOURCES**

Trade and investment: Australian Bureau of Statistics, 2014  
 Volunteers: Department of Foreign Affairs and Trade, 2014-15  
 Students: Department of Education and Training, 2014  
 Scholarships: Department of Foreign Affairs and Trade, 2014  
 New Colombo Plan: Department of Foreign Affairs and Trade, 2015-2016  
 Visitors: Department of Immigration and Border Protection, 2014-15

NGO Cooperation Program: Department of Foreign Affairs and Trade, 2015-16  
 Remittances: World Bank, 2014  
 Seasonal Workers: Department of Immigration and Border Protection, 2014  
 Share of total ODA/GDP: OECD, World Bank 2014  
 Resident population by country of birth: ABS Census, 2011

**FOR MORE INFORMATION**


Detailed aid statistics can be found in *Australian Engagement with Developing Countries: Part 2: Official Sector Statistical Summary 2014-15*, <http://dfat.gov.au/about-us/publications/aid/statistical-summary-time-series-data/Pages/aus-engagement-with-developing-countries-2014-15.aspx>.

See also:  
[www.dfat.gov.au/aid/aid-budgets-statistics](http://www.dfat.gov.au/aid/aid-budgets-statistics)

[www.dfat.gov.au/trade/resources](http://www.dfat.gov.au/trade/resources)  
[www.dfat.gov.au/geo/solomon-islands/development-assistance](http://www.dfat.gov.au/geo/solomon-islands/development-assistance)  
[www.dfat.gov.au/aid/who-we-work-with/ngos/ancp](http://www.dfat.gov.au/aid/who-we-work-with/ngos/ancp)  
[www.dfat.gov.au/people-to-people/avid](http://www.dfat.gov.au/people-to-people/avid)  
[www.dfat.gov.au/people-to-people/new-colombo-plan](http://www.dfat.gov.au/people-to-people/new-colombo-plan)  
[www.australiaawards.gov.au](http://www.australiaawards.gov.au)



# Australia and TONGA



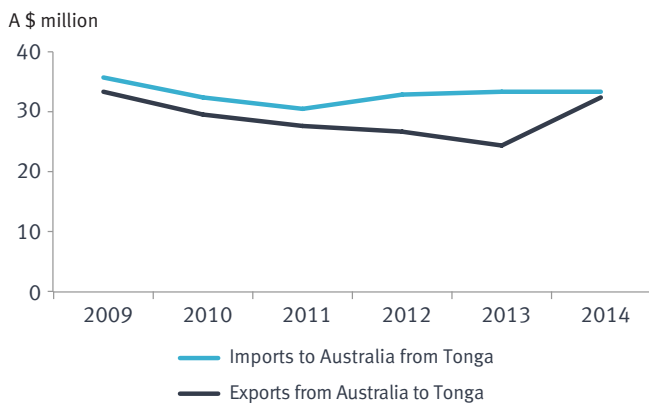
# \$33 MILLION

TOTAL AUSTRALIAN GOVERNMENT SUPPORT\* (2014–15)

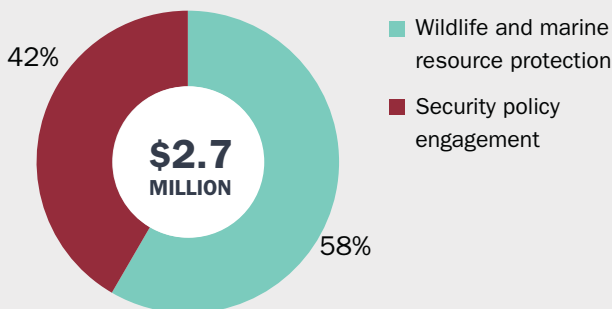
## BUILDING BUSINESS



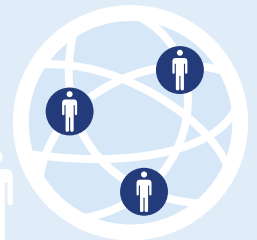
Two-way goods and services trade (2014) \$66 million



## AUSTRALIAN GOVERNMENT EXPENDITURE (NON-AID) (2014–15)




## CONNECTING PEOPLE

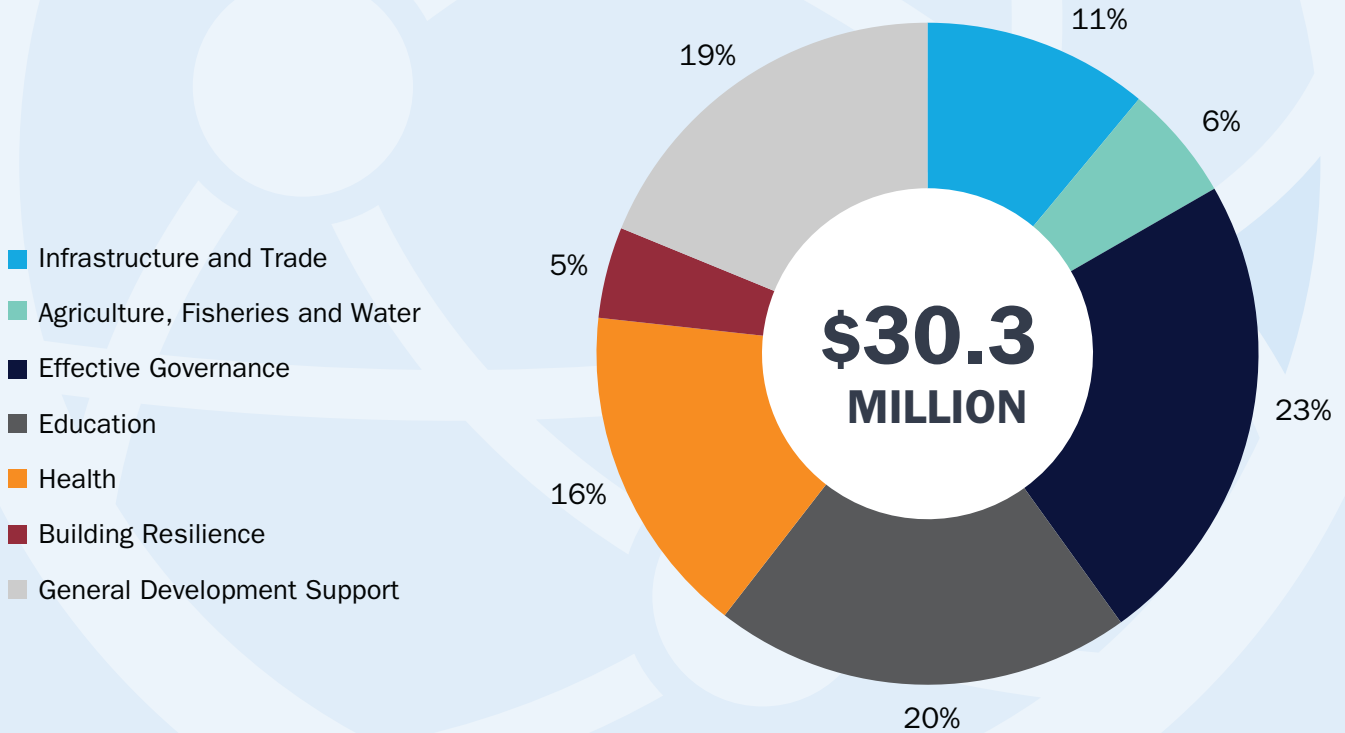


- Australian Government-supported volunteers **41**
- Tongan students in Australia **32**
- Tongan recipients of Australian Government scholarships **66**
- Australian visitors to Tonga **14,300**
- Tongan visitors to Australia **6,600**
- Australian NGO Cooperation Program **\$0.1m**
- Resident Australian population born in Tonga **10,560**
- Migrant remittances from Australia to Tonga **US \$22m**
- Seasonal workers from Tonga **1,883**

\* Total Australian Government support comprises Official Development Assistance (aid) and Other Official Flows (non-aid), as defined by the OECD's Development Assistance Committee.



## AUSTRALIAN AID TO TONGA BY INVESTMENT PRIORITIES 2014-15



AUSTRALIAN SHARE  
OF TOTAL OFFICIAL  
DEVELOPMENT  
ASSISTANCE TO  
TONGA



**28%**

**5.3%**



OF GDP  
AUSTRALIAN AID  
COMPARED TO  
TONGA'S ECONOMY

### SOURCES

Trade: Australian Bureau of Statistics, 2014  
 Volunteers: Department of Foreign Affairs and Trade, 2014-15  
 Students: Department of Education and Training, 2014  
 Scholarships: Department of Foreign Affairs and Trade, 2014  
 Visitors: Department of Immigration and Border Protection, 2014-15  
 NGO Cooperation Program: Department of Foreign Affairs and Trade, 2015-16

Remittances: World Bank, 2014  
 Seasonal Workers: Department of Immigration and Border Protection, 2014  
 Share of total ODA/GDP: OECD, World Bank 2014  
 Resident population by country of birth: ABS Census, 2011

### FOR MORE INFORMATION

Detailed aid statistics can be found in *Australian Engagement with Developing Countries: Part 2: Official Sector Statistical Summary 2014-15*, <http://dfat.gov.au/about-us/publications/aid/statistical-summary-time-series-data/Pages/aus-engagement-with-developing-countries-2014-15.aspx>.

See also:  
[www.dfat.gov.au/aid/aid-budgets-statistics](http://www.dfat.gov.au/aid/aid-budgets-statistics)  
[www.dfat.gov.au/trade/resources](http://www.dfat.gov.au/trade/resources)  
[www.dfat.gov.au/geo/tonga/development-assistance](http://www.dfat.gov.au/geo/tonga/development-assistance)  
[www.dfat.gov.au/aid/who-we-work-with/ngos/ancp](http://www.dfat.gov.au/aid/who-we-work-with/ngos/ancp)  
[www.dfat.gov.au/people-to-people/avid](http://www.dfat.gov.au/people-to-people/avid)  
[www.australiaawards.gov.au](http://www.australiaawards.gov.au)



# Australia and TUVALU



# \$11.7 MILLION

TOTAL AUSTRALIAN GOVERNMENT SUPPORT\* (2014–15)

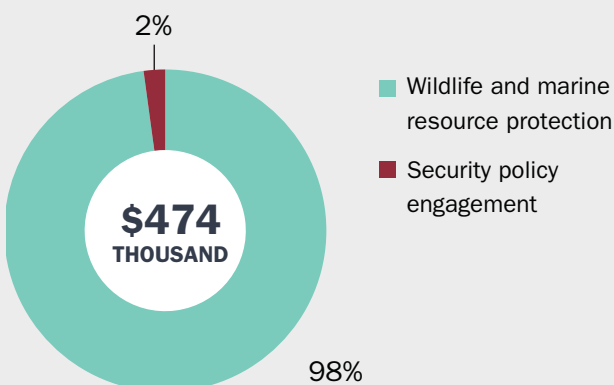
## BUILDING BUSINESS




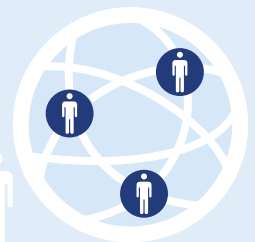
Two-way goods and services trade (2014) \$3 million



## AUSTRALIAN GOVERNMENT EXPENDITURE (NON-AID) (2014–15)



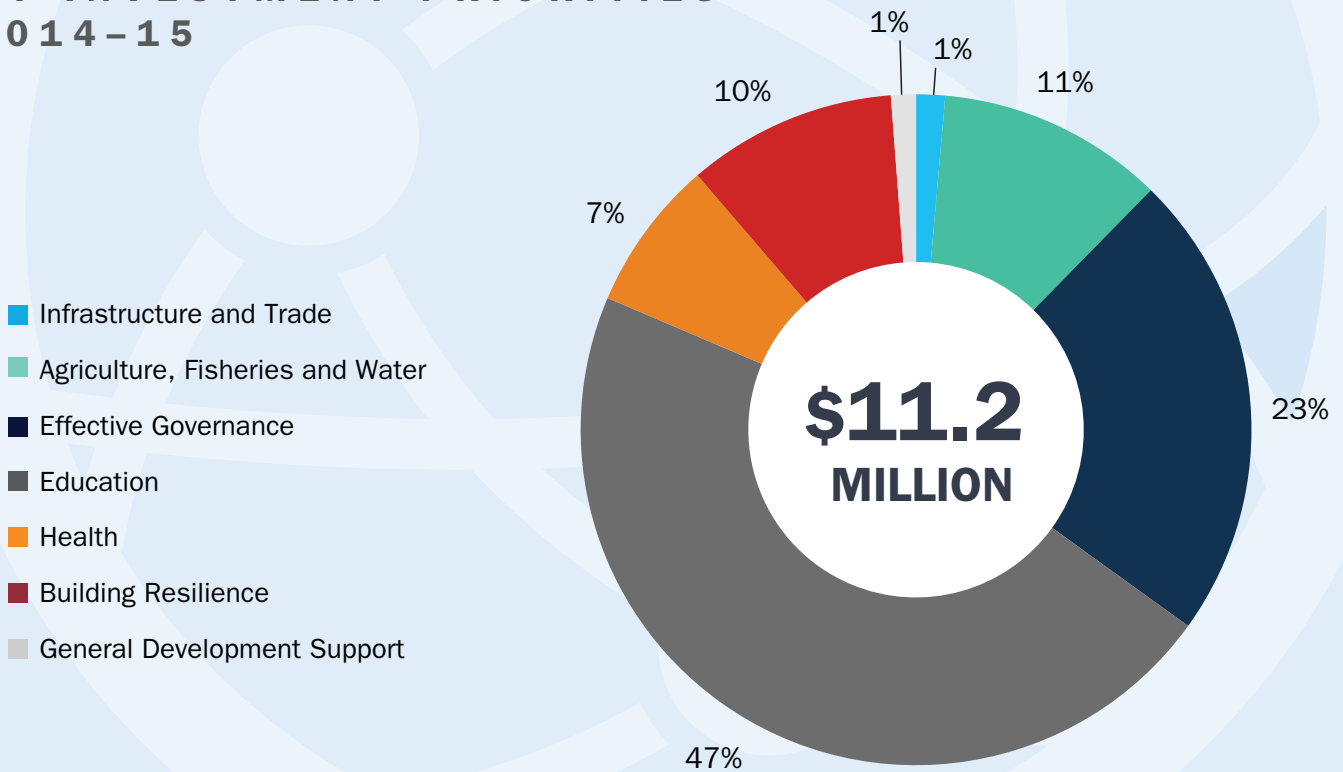
## CONNECTING PEOPLE



\* Total Australian Government support comprises Official Development Assistance (aid) and Other Official Flows (non-aid), as defined by the OECD's Development Assistance Committee.



**AUSTRALIAN AID TO TUVALU  
BY INVESTMENT PRIORITIES  
2014-15**



**AUSTRALIAN SHARE  
OF TOTAL OFFICIAL  
DEVELOPMENT  
ASSISTANCE TO  
TUVALU**



**21%**

**19% OF GDP**

**AUSTRALIAN AID  
COMPARED TO  
TUVALU'S ECONOMY**

**SOURCES**

Trade: Australian Bureau of Statistics, 2014  
Scholarships: Department of Foreign Affairs and Trade, 2014  
Seasonal Workers: Department of Immigration and Border Protection, 2014

Visitors: Department of Immigration and Border Protection, 2014-15  
Share of total ODA/GDP: OECD, World Bank 2014  
Resident population by country of birth: ABS Census, 2011

**FOR MORE INFORMATION**

Detailed aid statistics can be found in *Australian Engagement with Developing Countries: Part 2: Official Sector Statistical Summary 2014-15*, <http://dfat.gov.au/about-us/publications/aid/statistical-summary-time-series-data/Pages/aus-engagement-with-developing-countries-2014-15.aspx>.

See also:  
[www.dfat.gov.au/aid/aid-budgets-statistics](http://www.dfat.gov.au/aid/aid-budgets-statistics)  
[www.dfat.gov.au/trade/resources](http://www.dfat.gov.au/trade/resources)  
[www.dfat.gov.au/geo/tuvalu/development-assistance](http://www.dfat.gov.au/geo/tuvalu/development-assistance)  
[www.australiaawards.gov.au](http://www.australiaawards.gov.au)



# Australia and VANUATU



# \$132 MILLION

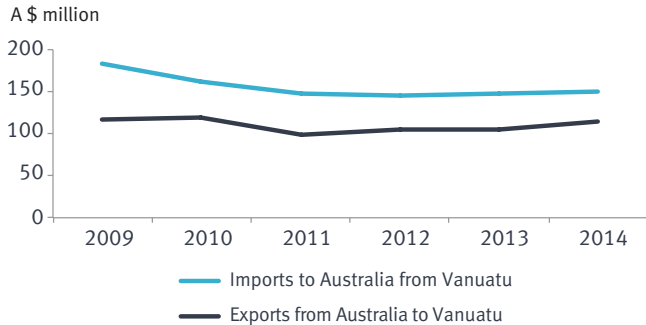
TOTAL AUSTRALIAN GOVERNMENT SUPPORT\* (2014-15)

## BUILDING BUSINESS

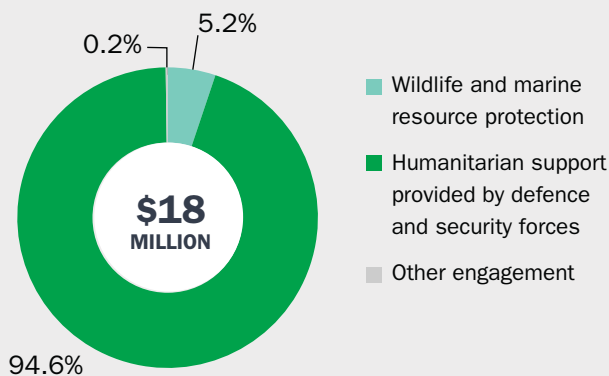
Two-way goods and services trade (2014) \$265 million

Australian investment (2014) \$169 million

Vanuatu's investment (2014) \$85 million













## AUSTRALIAN GOVERNMENT EXPENDITURE (NON-AID) (2014-15)



## CONNECTING PEOPLE



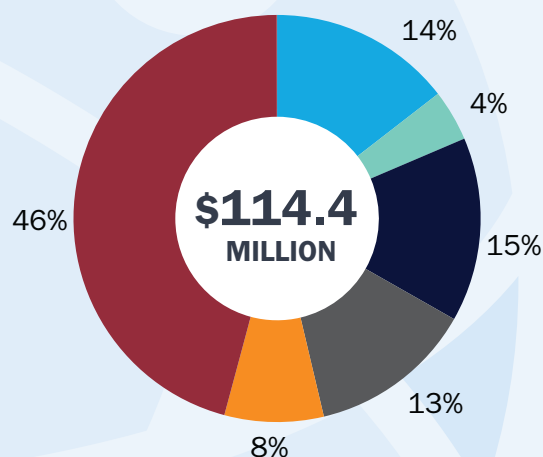
-  Australian Government-supported volunteers **108**
-  Ni-Vanuatu students in Australia **100**
-  Ni-Vanuatu recipients of Australian Government scholarships **30**
-  Australian participants in New Colombo Plan **89**
-  Australian visitors to Vanuatu **200,000**
-  Ni-Vanuatu visitors to Australia **9,100**
-  Australian NGO Cooperation Program **\$2.2m**
-  Resident Australian population born in Vanuatu **1300**
-  Migrant remittances from Australia to Vanuatu **US \$4m**
-  Seasonal workers from Vanuatu **497**

\* Total Australian Government support comprises Official Development Assistance (aid) and Other Official Flows (non-aid), as defined by the OECD's Development Assistance Committee.



## AUSTRALIAN AID TO VANUATU BY INVESTMENT PRIORITIES 2014-15

- Infrastructure and Trade
- Agriculture, Fisheries and Water
- Effective Governance
- Education
- Health
- Building Resilience



## TROPICAL CYCLONE PAM 2015: TOTAL COMMITMENT \$50 MILLION

**\$10 million** in humanitarian relief to repair key infrastructure, restore basic services, deliver emergency supplies and vaccinate 24,000 children

**\$5 million** for early recovery to repair 143 schools, get hospitals and clinics working normally again and re-stock pharmaceuticals

**\$35 million** to support long-term recovery efforts, including repairs to critical public infrastructure and working with the private sector to boost the economy

AUSTRALIAN SHARE OF TOTAL OFFICIAL DEVELOPMENT ASSISTANCE TO VANUATU



**54%**

**6.8%** OF GDP

AUSTRALIAN AID COMPARED TO VANUATU'S ECONOMY

### SOURCES

Trade and investment: Australian Bureau of Statistics, 2014  
 Volunteers: Department of Foreign Affairs and Trade, 2014-15  
 Students: Department of Education and Training, 2014  
 Scholarships: Department of Foreign Affairs and Trade, 2014  
 New Colombo Plan: Department of Foreign Affairs and Trade, 2015-2016  
 Visitors: Air and sea arrivals, Department of Foreign Affairs and Trade estimate 2014

NGO Cooperation Program: Department of Foreign Affairs and Trade, 2015-16  
 Remittances: World Bank, 2014  
 Seasonal Workers: Department of Immigration and Border Protection, 2014  
 Share of total ODA/GDP: OECD, World Bank 2014  
 Resident population by country of birth: ABS Census, 2011

### FOR MORE INFORMATION

Detailed aid statistics can be found in *Australian Engagement with Developing Countries: Part 2: Official Sector Statistical Summary 2014-15*, <http://dfat.gov.au/about-us/publications/aid/statistical-summary-time-series-data/Pages/aus-engagement-with-developing-countries-2014-15.aspx>.

See also:  
[www.dfat.gov.au/aid/aid-budgets-statistics](http://www.dfat.gov.au/aid/aid-budgets-statistics)

[www.dfat.gov.au/trade/resources](http://www.dfat.gov.au/trade/resources)  
[www.dfat.gov.au/geo/vanuatu/development-assistance](http://www.dfat.gov.au/geo/vanuatu/development-assistance)  
[www.dfat.gov.au/aid/who-we-work-with/ngos/ancp](http://www.dfat.gov.au/aid/who-we-work-with/ngos/ancp)  
[www.dfat.gov.au/people-to-people/avid](http://www.dfat.gov.au/people-to-people/avid)  
[www.dfat.gov.au/people-to-people/new-colombo-plan](http://www.dfat.gov.au/people-to-people/new-colombo-plan)  
[www.australiaawards.gov.au](http://www.australiaawards.gov.au)

# EAST ASIA







# Australia and CAMBODIA



# \$102 MILLION

TOTAL AUSTRALIAN GOVERNMENT SUPPORT\* (2014-15)

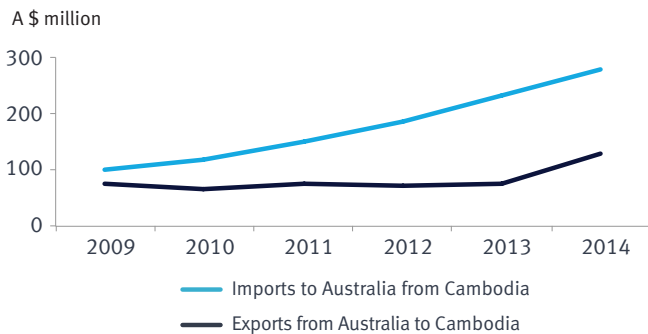
## BUILDING BUSINESS



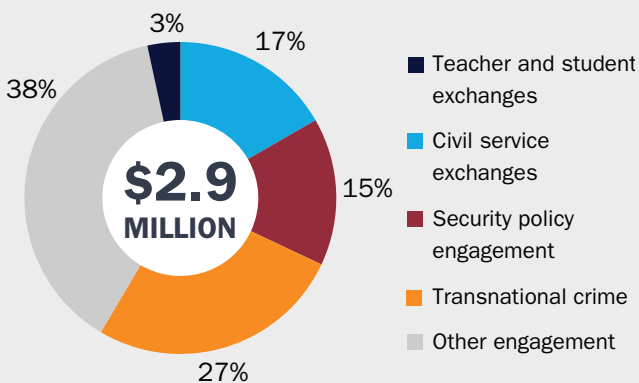
Two-way goods and services trade (2014) \$406 million

Australian investment (2014) \$203 million

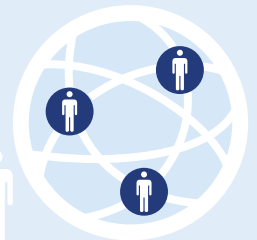
Cambodian investment (2014) \$591 million












## AUSTRALIAN GOVERNMENT EXPENDITURE (NON-AID) (2014-15)



## CONNECTING PEOPLE

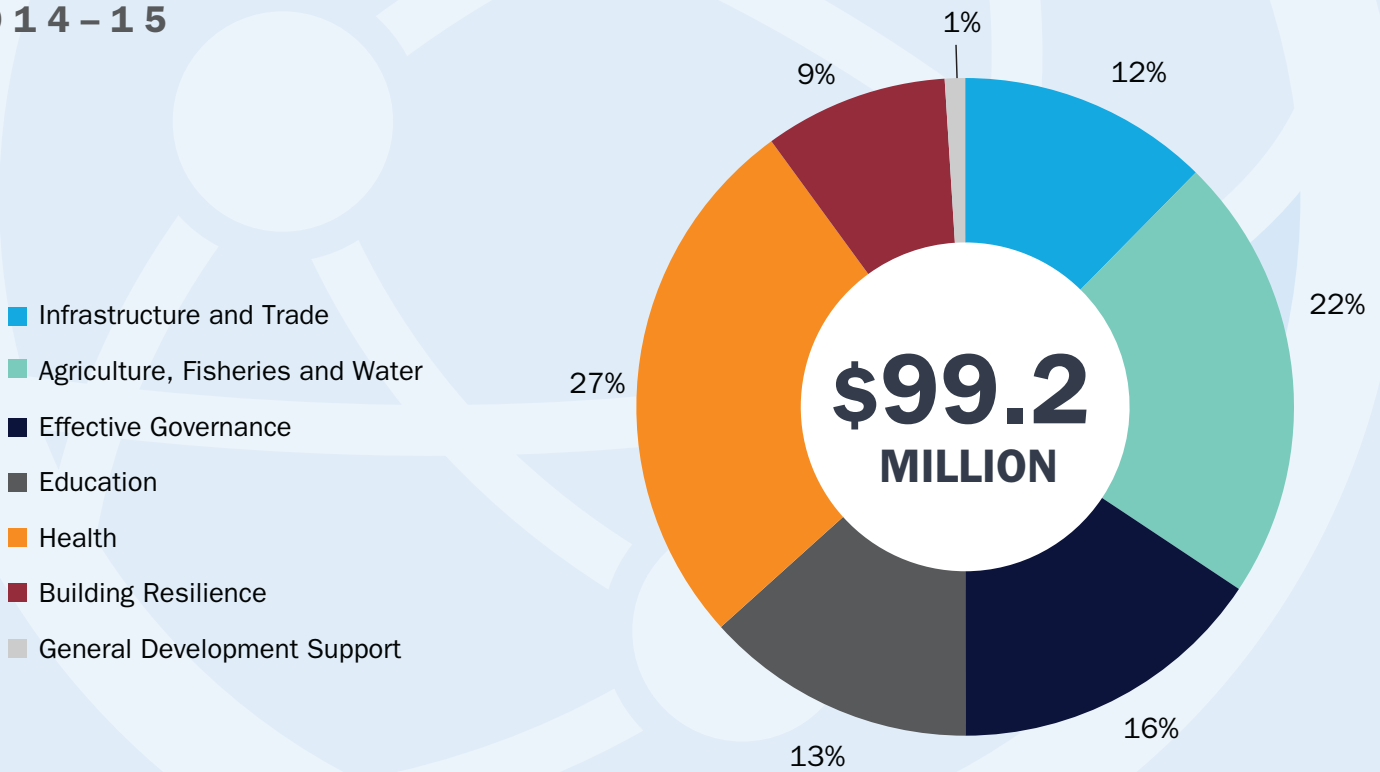


-  Australian Government-supported volunteers **152**
-  Cambodian students in Australia **966**
-  Cambodian recipients of Australian Government scholarships **97**
-  Australian participants in New Colombo Plan **527**
-  Australian visitors to Cambodia **51,700**
-  Cambodian visitors to Australia **6,100**
-  Australian NGO Cooperation Program **\$9.9m**
-  Resident Australian population born in Cambodia **32,510**
-  Migrant remittances from Australia to Cambodia **US \$14m**

\* Total Australian Government support comprises Official Development Assistance (aid) and Other Official Flows (non-aid), as defined by the OECD's Development Assistance Committee.



## AUSTRALIAN AID TO CAMBODIA BY INVESTMENT PRIORITIES 2014-15



**AUSTRALIAN SHARE  
OF TOTAL OFFICIAL  
DEVELOPMENT  
ASSISTANCE TO  
CAMBODIA**



**9.3%**

**0.5% OF GDP**

**AUSTRALIAN AID  
COMPARED TO  
CAMBODIA'S ECONOMY**

### SOURCES

Trade and investment: Australian Bureau of Statistics, 2014  
 Volunteers: Department of Foreign Affairs and Trade, 2014-15  
 Students: Department of Education and Training, 2014  
 Scholarships: Department of Foreign Affairs and Trade, 2014  
 New Colombo Plan: Department of Foreign Affairs and Trade, 2015-2016  
 Visitors: Department of Immigration and Border Protection, 2014-15

NGO Cooperation Program: Department of Foreign Affairs and Trade, 2015-16  
 Remittances: World Bank, 2014  
 Share of total ODA/GDP: OECD, World Bank 2014  
 Resident population by country of birth: ABS Census, 2011

### FOR MORE INFORMATION

Detailed aid statistics can be found in *Australian Engagement with Developing Countries: Part 2: Official Sector Statistical Summary 2014-15*, <http://dfat.gov.au/about-us/publications/aid/statistical-summary-time-series-data/Pages/aus-engagement-with-developing-countries-2014-15.aspx>.

See also:

[www.dfat.gov.au/aid/aid-budgets-statistics](http://www.dfat.gov.au/aid/aid-budgets-statistics)

[www.dfat.gov.au/trade/resources](http://www.dfat.gov.au/trade/resources)  
[www.dfat.gov.au/geo/cambodia/development-assistance](http://www.dfat.gov.au/geo/cambodia/development-assistance)  
[www.dfat.gov.au/aid/who-we-work-with/ngos/ancp](http://www.dfat.gov.au/aid/who-we-work-with/ngos/ancp)  
[www.dfat.gov.au/people-to-people/avid](http://www.dfat.gov.au/people-to-people/avid)  
[www.dfat.gov.au/people-to-people/new-colombo-plan](http://www.dfat.gov.au/people-to-people/new-colombo-plan)  
[www.australiaawards.gov.au](http://www.australiaawards.gov.au)



# Australia and INDONESIA



# \$634.4 MILLION

TOTAL AUSTRALIAN GOVERNMENT SUPPORT\* (2014–15)

## BUILDING BUSINESS



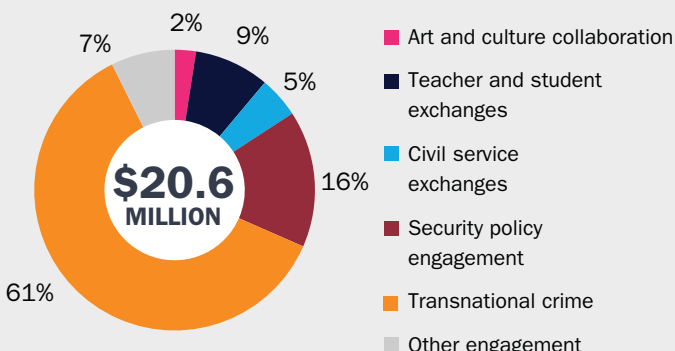
Two-way goods and services trade (2014) \$15.6 billion

Australian investment (2014) \$8.1 billion

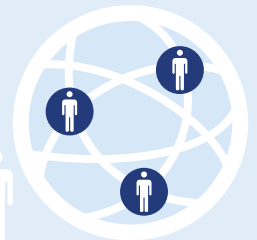
Indonesian investment (2014) \$1.5 billion



## AUSTRALIAN GOVERNMENT EXPENDITURE (NON-AID) (2014–15)



## CONNECTING PEOPLE

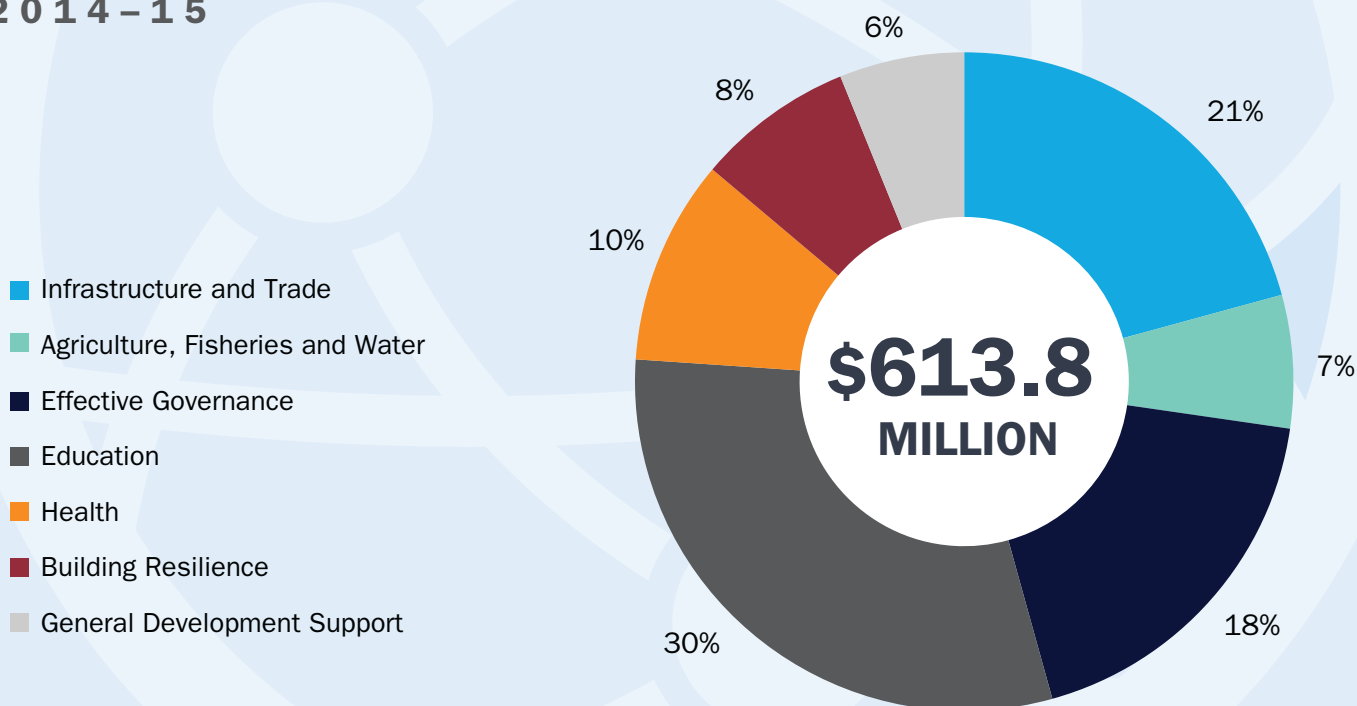


- Australian Government-supported volunteers **181**
- Indonesian students in Australia **13,726**
- Indonesian recipients of Australian Government scholarships **871**
- Australian participants in New Colombo Plan **3,714**
- Australian visitors to Indonesia **1,119,100**
- Indonesian visitors to Australia **152,200**
- Australian NGO Cooperation Program **\$6.7m**
- Resident Australian population born in Indonesia **73,060**
- Migrant remittances from Australia to Indonesia **US \$163m**
- Australia Indonesia Institute value of grants **\$631,000**

\* Total Australian Government support comprises Official Development Assistance (aid) and Other Official Flows (non-aid), as defined by the OECD's Development Assistance Committee.



## AUSTRALIAN AID TO INDONESIA BY INVESTMENT PRIORITIES 2014-15



**AUSTRALIAN SHARE  
OF TOTAL OFFICIAL  
DEVELOPMENT  
ASSISTANCE TO  
INDONESIA**



**22%**

**0.05% OF GDP**

AUSTRALIAN AID  
COMPARED TO  
INDONESIA'S ECONOMY

### SOURCES

Trade and investment: Australian Bureau of Statistics, 2014  
 Volunteers: Department of Foreign Affairs and Trade, 2014-15  
 Students: Department of Education and Training, 2014  
 Scholarships: Department of Foreign Affairs and Trade, 2014  
 New Colombo Plan: Department of Foreign Affairs and Trade, 2014-2016  
 Visitors: Department of Immigration and Border Protection, 2014-15

NGO Cooperation Program: Department of Foreign Affairs and Trade, 2015-16  
 Remittances: World Bank, 2014  
 Australia Indonesia Institute: Department of Foreign Affairs and Trade, 2015-16  
 Share of total ODA/GDP: OECD, World Bank 2014  
 Resident population by country of birth: ABS Census, 2011

### FOR MORE INFORMATION

Detailed aid statistics can be found in *Australian Engagement with Developing Countries: Part 2: Official Sector Statistical Summary 2014-15*, <http://dfat.gov.au/about-us/publications/aid/statistical-summary-time-series-data/Pages/aus-engagement-with-developing-countries-2014-15.aspx>.

See also:

[www.dfat.gov.au/aid/aid-budgets-statistics](http://www.dfat.gov.au/aid/aid-budgets-statistics)  
[www.dfat.gov.au/trade/resources](http://www.dfat.gov.au/trade/resources)

[www.dfat.gov.au/geo/indonesia/development-assistance](http://www.dfat.gov.au/geo/indonesia/development-assistance)  
[www.dfat.gov.au/aid/who-we-work-with/ngos/ancp](http://www.dfat.gov.au/aid/who-we-work-with/ngos/ancp)  
[www.dfat.gov.au/people-to-people/avid](http://www.dfat.gov.au/people-to-people/avid)  
[www.dfat.gov.au/people-to-people/new-colombo-plan](http://www.dfat.gov.au/people-to-people/new-colombo-plan)  
[www.dfat.gov.au/people-to-people/foundations-councils-institutes/australia-indonesia-institute](http://www.dfat.gov.au/people-to-people/foundations-councils-institutes/australia-indonesia-institute)  
[www.australiaawards.gov.au](http://www.australiaawards.gov.au)



# Australia and LAOS



# \$64.6 MILLION

TOTAL AUSTRALIAN GOVERNMENT SUPPORT\* (2014–15)

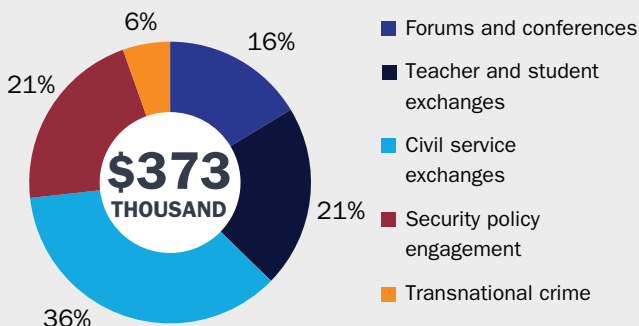
## BUILDING BUSINESS



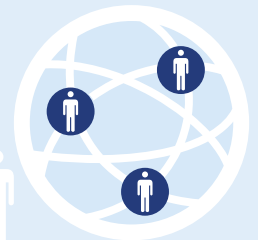
Two-way goods and services trade (2014) \$105 million



## AUSTRALIAN GOVERNMENT EXPENDITURE (NON-AID) (2014–15)



## CONNECTING PEOPLE

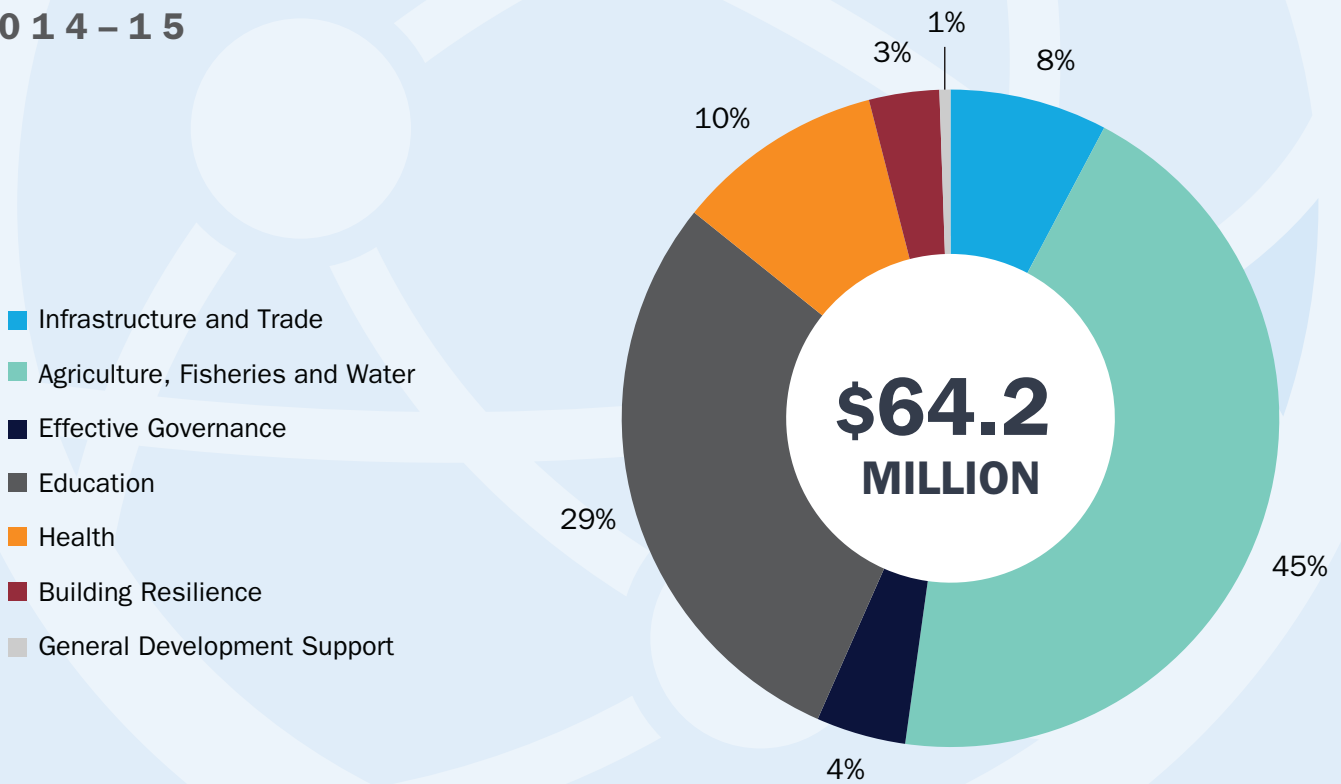


- Australian Government-supported volunteers **65**
- Lao students in Australia **231**
- Lao recipients of Australian Government scholarships **50**
- Australian participants in New Colombo Plan **131**
- Australian visitors to Laos **9,400**
- Lao visitors to Australia **2,100**
- Australian NGO Cooperation Program **\$5.2m**
- Resident Australian population born in Laos **11,300**
- Migrant remittances from Australia to Laos **US \$1m**

\* Total Australian Government support comprises Official Development Assistance (aid) and Other Official Flows (non-aid), as defined by the OECD's Development Assistance Committee.



## AUSTRALIAN AID TO LAOS BY INVESTMENT PRIORITIES 2014-15



AUSTRALIAN SHARE  
OF TOTAL OFFICIAL  
DEVELOPMENT  
ASSISTANCE TO  
LAOS



**11%**

**0.4%** OF GDP

AUSTRALIAN AID  
COMPARED TO  
LAOS' ECONOMY

### SOURCES

Trade: Australian Bureau of Statistics, 2014  
 Volunteers: Department of Foreign Affairs and Trade, 2014-15  
 Students: Department of Education and Training, 2014  
 Scholarships: Department of Foreign Affairs and Trade, 2014  
 New Colombo Plan: Department of Foreign Affairs and Trade, 2015-2016  
 Visitors: Department of Immigration and Border Protection, 2014-15

NGO Cooperation Program: Department of Foreign Affairs and Trade, 2015-16  
 Remittances: World Bank, 2014  
 Share of total ODA/GDP: OECD, World Bank 2014  
 Resident population by country of birth: ABS Census, 2011

### FOR MORE INFORMATION

Detailed aid statistics can be found in *Australian Engagement with Developing Countries: Part 2: Official Sector Statistical Summary 2014-15*, <http://dfat.gov.au/about-us/publications/aid/statistical-summary-time-series-data/Pages/aus-engagement-with-developing-countries-2014-15.aspx>.

See also:  
[www.dfat.gov.au/aid/aid-budgets-statistics](http://www.dfat.gov.au/aid/aid-budgets-statistics)

[www.dfat.gov.au/trade/resources](http://www.dfat.gov.au/trade/resources)  
[www.dfat.gov.au/geo/laos/development-assistance](http://www.dfat.gov.au/geo/laos/development-assistance)  
[www.dfat.gov.au/aid/who-we-work-with/ngos/ancp](http://www.dfat.gov.au/aid/who-we-work-with/ngos/ancp)  
[www.dfat.gov.au/people-to-people/avid](http://www.dfat.gov.au/people-to-people/avid)  
[www.dfat.gov.au/people-to-people/new-colombo-plan](http://www.dfat.gov.au/people-to-people/new-colombo-plan)  
[www.australiaawards.gov.au](http://www.australiaawards.gov.au)



# Australia and MONGOLIA



# \$16.8 MILLION

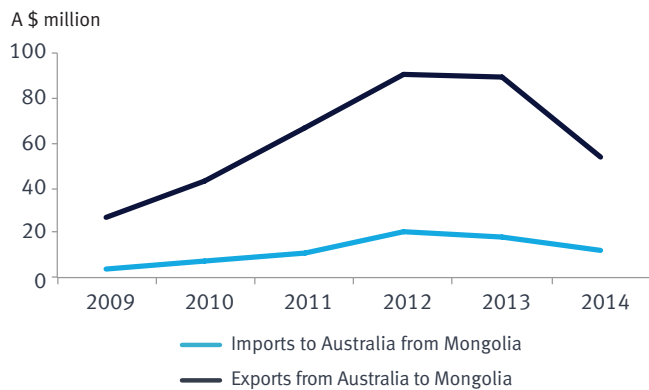
TOTAL AUSTRALIAN GOVERNMENT SUPPORT\* (2014–15)

## BUILDING BUSINESS

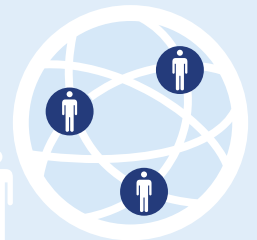


Two-way goods and services trade (2014) \$66 million

Australian investment (2014) \$83 million



## CONNECTING PEOPLE



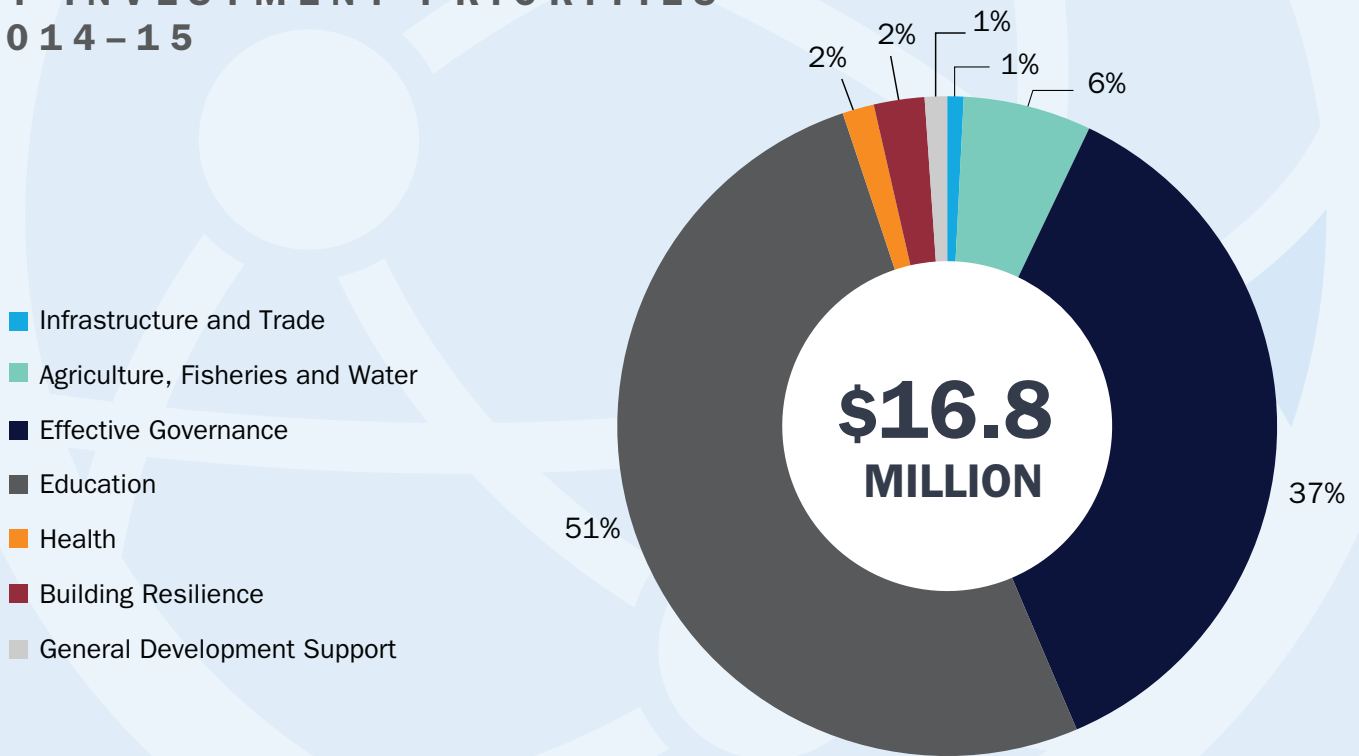
- Australian Government-supported volunteers **62**
- Mongolian students in Australia **668**
- Mongolian recipients of Australian Government scholarships **88**
- Australian visitors to Mongolia **2,900**
- Mongolian visitors to Australia **2,500**
- Australian NGO Cooperation Program **\$0.4m**
- Resident Australian population born in Mongolia **780**
- Migrant remittances from Australia to Mongolia **US \$3m**



\* Total Australian Government support comprises Official Development Assistance (aid) and Other Official Flows (non-aid), as defined by the OECD's Development Assistance Committee.



## AUSTRALIAN AID TO MONGOLIA BY INVESTMENT PRIORITIES 2014-15



**AUSTRALIAN SHARE  
OF TOTAL OFFICIAL  
DEVELOPMENT  
ASSISTANCE TO  
MONGOLIA**



**3.9%**

**0.1% OF GDP**

**AUSTRALIAN AID  
COMPARED TO  
MONGOLIA'S ECONOMY**

### SOURCES

Trade and investment: Australian Bureau of Statistics, 2014  
 Volunteers: Department of Foreign Affairs and Trade, 2014-15  
 Students: Department of Education and Training, 2014  
 Scholarships: Department of Foreign Affairs and Trade, 2014  
 Visitors: Department of Immigration and Border Protection, 2014-15  
 NGO Cooperation Program: Department of Foreign Affairs and Trade, 2015-16

Remittances: World Bank, 2014  
 Share of total ODA/GDP: OECD, World Bank 2014  
 Resident population by country of birth: ABS Census, 2011

### FOR MORE INFORMATION

Detailed aid statistics can be found in *Australian Engagement with Developing Countries: Part 2: Official Sector Statistical Summary 2014-15*, <http://dfat.gov.au/about-us/publications/aid/statistical-summary-time-series-data/Pages/aus-engagement-with-developing-countries-2014-15.aspx>.

See also:  
[www.dfat.gov.au/aid/aid-budgets-statistics](http://www.dfat.gov.au/aid/aid-budgets-statistics)  
[www.dfat.gov.au/trade/resources](http://www.dfat.gov.au/trade/resources)  
[www.dfat.gov.au/geo/mongolia/development-assistance](http://www.dfat.gov.au/geo/mongolia/development-assistance)  
[www.dfat.gov.au/aid/who-we-work-with/ngos/anop](http://www.dfat.gov.au/aid/who-we-work-with/ngos/anop)  
[www.dfat.gov.au/people-to-people/avid](http://www.dfat.gov.au/people-to-people/avid)  
[www.australiaawards.gov.au](http://www.australiaawards.gov.au)



# Australia and MYANMAR



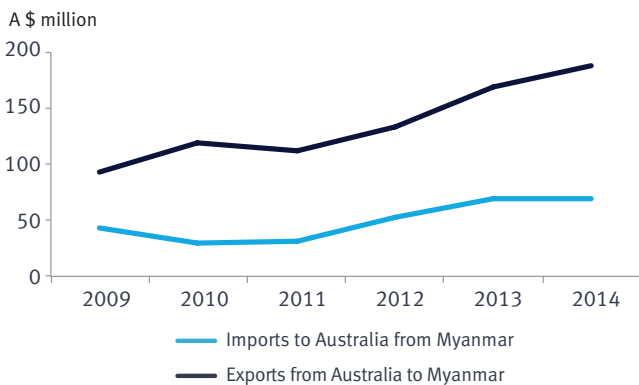
# \$103.4 MILLION

TOTAL AUSTRALIAN GOVERNMENT SUPPORT\* (2014–15)

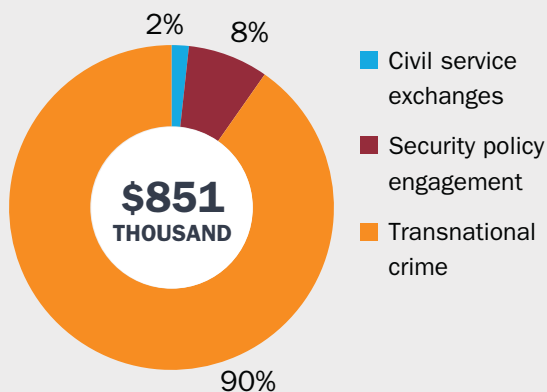
## BUILDING BUSINESS



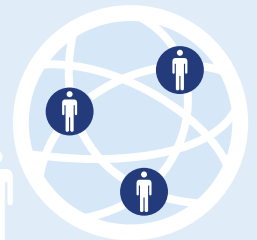
Two-way goods and services trade (2014) \$258 million












## AUSTRALIAN GOVERNMENT EXPENDITURE (NON-AID) (2014–15)



## CONNECTING PEOPLE

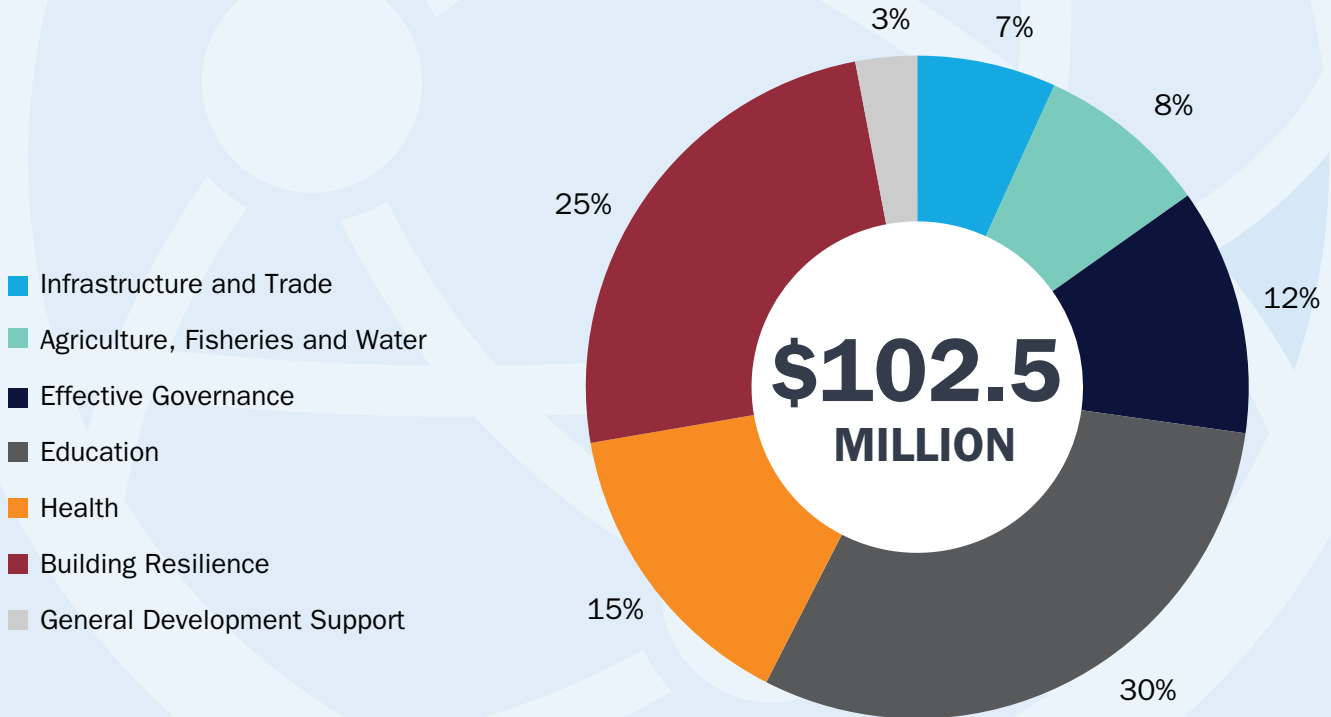


-  Australian Government-supported volunteers **73**
-  Myanmar students in Australia **894**
-  Myanmar recipients of Australian Government scholarships **107**
-  Australian participants in New Colombo Plan **2**
-  Australian visitors to Myanmar **17,900**
-  Myanmar visitors to Australia **4,800**
-  Australian NGO Cooperation Program **\$4.5m**
-  Resident Australian population born in Myanmar **24,430**
-  Migrant remittances from Australia to Myanmar **US \$1m**

\* Total Australian Government support comprises Official Development Assistance (aid) and Other Official Flows (non-aid), as defined by the OECD's Development Assistance Committee.



## AUSTRALIAN AID TO MYANMAR BY INVESTMENT PRIORITIES 2014-15



AUSTRALIAN SHARE  
OF TOTAL OFFICIAL  
DEVELOPMENT  
ASSISTANCE TO  
MYANMAR



**4.2%**

**0.1% OF GDP**

AUSTRALIAN AID  
COMPARED TO  
MYANMAR'S ECONOMY

### SOURCES

Trade: Australian Bureau of Statistics, 2014  
 Volunteers: Department of Foreign Affairs and Trade, 2014-15  
 Students: Department of Education and Training, 2014  
 Scholarships: Department of Foreign Affairs and Trade, 2014  
 New Colombo Plan: Department of Foreign Affairs and Trade, 2016  
 Visitors: Department of Immigration and Border Protection, 2014-15

NGO Cooperation Program: Department of Foreign Affairs and Trade, 2015-16  
 Remittances: World Bank, 2014  
 Share of total ODA/GDP: OECD, World Bank 2014  
 Resident population by country of birth: ABS Census, 2011

### FOR MORE INFORMATION

Detailed aid statistics can be found in *Australian Engagement with Developing Countries: Part 2: Official Sector Statistical Summary 2014-15*, <http://dfat.gov.au/about-us/publications/aid/statistical-summary-time-series-data/Pages/aus-engagement-with-developing-countries-2014-15.aspx>.

See also:  
[www.dfat.gov.au/aid/aid-budgets-statistics](http://www.dfat.gov.au/aid/aid-budgets-statistics)  
[www.dfat.gov.au/trade/resources](http://www.dfat.gov.au/trade/resources)  
[www.dfat.gov.au/geo/myanmar/development-assistance](http://www.dfat.gov.au/geo/myanmar/development-assistance)  
[www.dfat.gov.au/aid/who-we-work-with/ngos/ancp](http://www.dfat.gov.au/aid/who-we-work-with/ngos/ancp)  
[www.dfat.gov.au/people-to-people/avid](http://www.dfat.gov.au/people-to-people/avid)  
[www.dfat.gov.au/people-to-people/new-colombo-plan](http://www.dfat.gov.au/people-to-people/new-colombo-plan)  
[www.australiaawards.gov.au](http://www.australiaawards.gov.au)



# Australia and the PHILIPPINES



# \$149 MILLION

TOTAL AUSTRALIAN GOVERNMENT SUPPORT\* (2014–15)

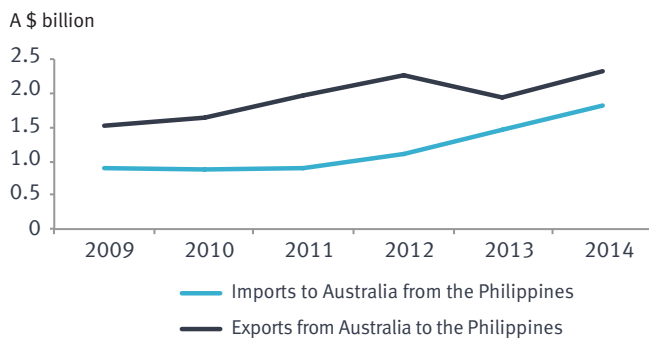
## BUILDING BUSINESS



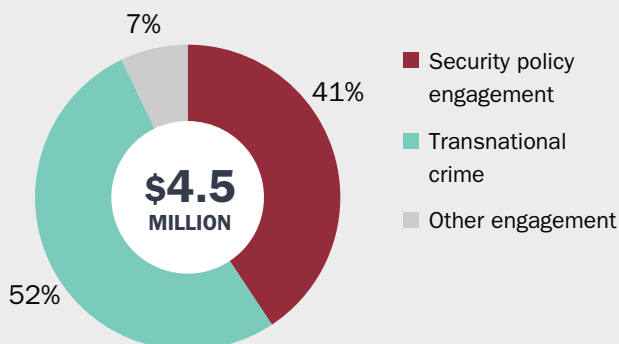
Two-way goods and services trade (2014) \$4 billion

Australian investment (2014) \$9.6 billion

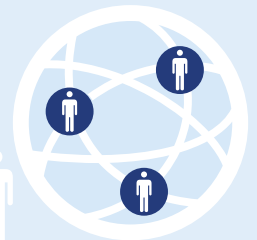
Filipino investment (2014) \$599 million



## AUSTRALIAN GOVERNMENT EXPENDITURE (NON-AID) (2014–15)



## CONNECTING PEOPLE

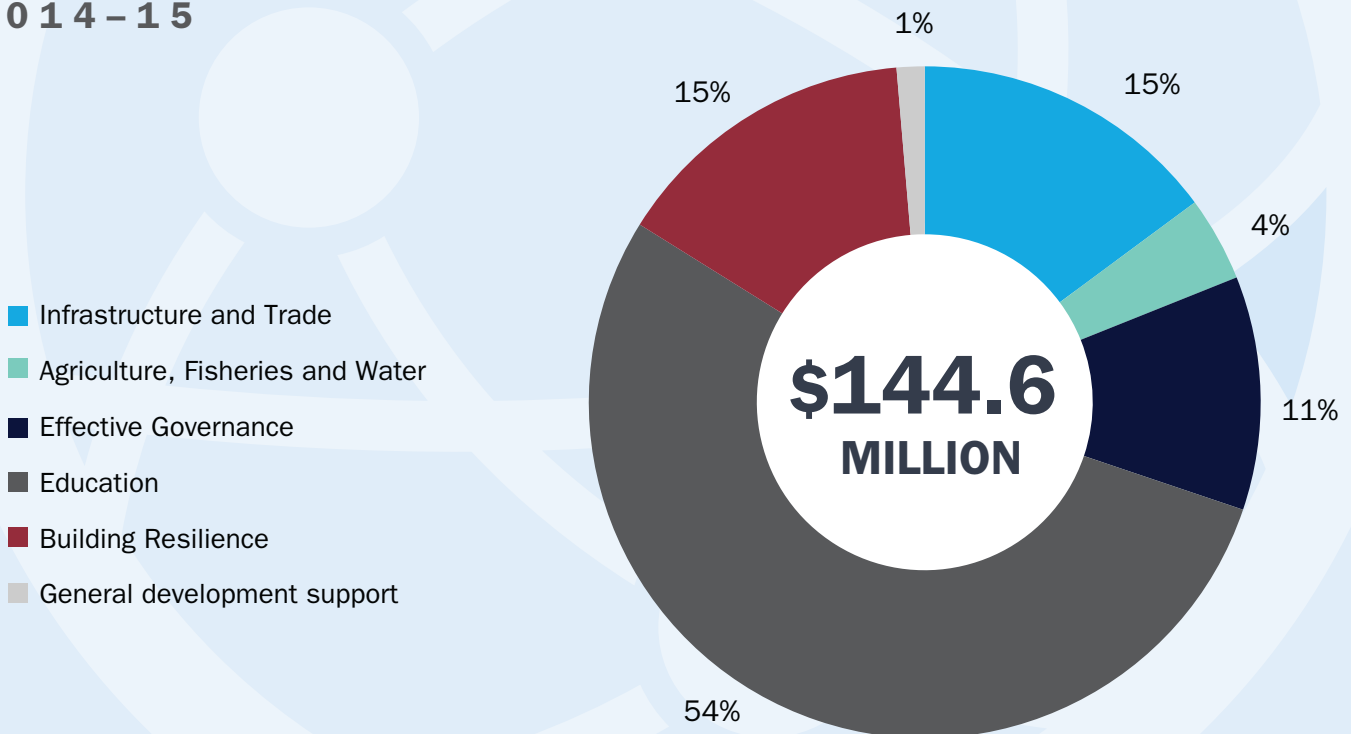


- Australian Government-supported volunteers **126**
- Filipino students in Australia **7,799**
- Filipino recipients of Australian Government scholarships **162**
- Australian participants in New Colombo Plan **105**
- Australian visitors to the Philippines **212,400**
- Filipino visitors to Australia **81,500**
- Australian NGO Cooperation Program **\$3.2m**
- Resident Australian population born in the Philippines **193,030**
- Migrant remittances from Australia to the Philippines **US \$863m**

\* Total Australian Government support comprises Official Development Assistance (aid) and Other Official Flows (non-aid), as defined by the OECD's Development Assistance Committee.



**AUSTRALIAN AID TO THE PHILIPPINES  
BY INVESTMENT PRIORITIES  
2014-15**



- Infrastructure and Trade
- Agriculture, Fisheries and Water
- Effective Governance
- Education
- Building Resilience
- General development support

**AUSTRALIAN SHARE  
OF TOTAL OFFICIAL  
DEVELOPMENT  
ASSISTANCE  
TO THE  
PHILIPPINES**  **8.6%**

**0.05%** **OF GDP**  
AUSTRALIAN AID  
COMPARED TO THE  
PHILIPPINES' ECONOMY

**SOURCES**

Trade and investment: Australian Bureau of Statistics, 2014  
 Volunteers: Department of Foreign Affairs and Trade, 2014-15  
 Students: Department of Education and Training, 2014  
 Scholarships: Department of Foreign Affairs and Trade, 2014  
 New Colombo Plan: Department of Foreign Affairs and Trade, 2015-2016  
 Visitors: Department of Immigration and Border Protection, 2014-15

NGO Cooperation Program: Department of Foreign Affairs and Trade, 2015-16  
 Remittances: World Bank, 2014  
 Share of total ODA/GDP: OECD, World Bank 2014  
 Resident population by country of birth: ABS Census, 2011

**FOR MORE INFORMATION**

Detailed aid statistics can be found in *Australian Engagement with Developing Countries: Part 2: Official Sector Statistical Summary 2014-15*, <http://dfat.gov.au/about-us/publications/aid/statistical-summary-time-series-data/Pages/aus-engagement-with-developing-countries-2014-15.aspx>.

See also:  
[www.dfat.gov.au/aid/aid-budgets-statistics](http://www.dfat.gov.au/aid/aid-budgets-statistics)

[www.dfat.gov.au/trade/resources](http://www.dfat.gov.au/trade/resources)  
[www.dfat.gov.au/geo/philippines/development-assistance](http://www.dfat.gov.au/geo/philippines/development-assistance)  
[www.dfat.gov.au/aid/who-we-work-with/ngos/ancp](http://www.dfat.gov.au/aid/who-we-work-with/ngos/ancp)  
[www.dfat.gov.au/people-to-people/avid](http://www.dfat.gov.au/people-to-people/avid)  
[www.dfat.gov.au/people-to-people/new-colombo-plan](http://www.dfat.gov.au/people-to-people/new-colombo-plan)  
[www.australiaawards.gov.au](http://www.australiaawards.gov.au)



# Australia and TIMOR-LESTE



# \$117.2 MILLION

TOTAL AUSTRALIAN GOVERNMENT SUPPORT\* (2014-15)

## BUILDING BUSINESS

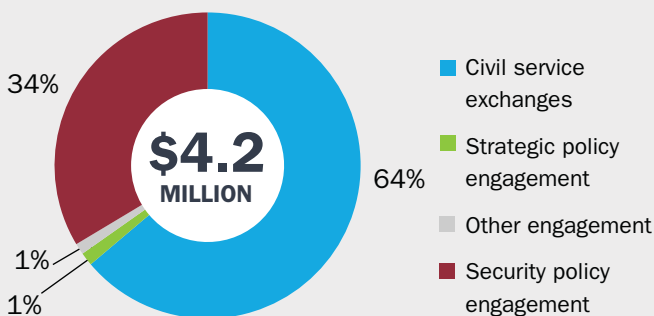


Two-way goods and services trade (2014) \$218 million

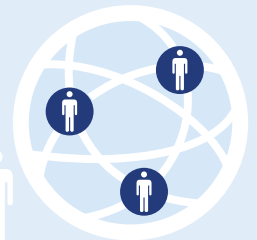
Joint development arrangements in the Timor Sea:  
total revenue to flow to Timor-Leste US\$11.75 billion



## AUSTRALIAN GOVERNMENT EXPENDITURE (NON-AID) (2014-15)



## CONNECTING PEOPLE

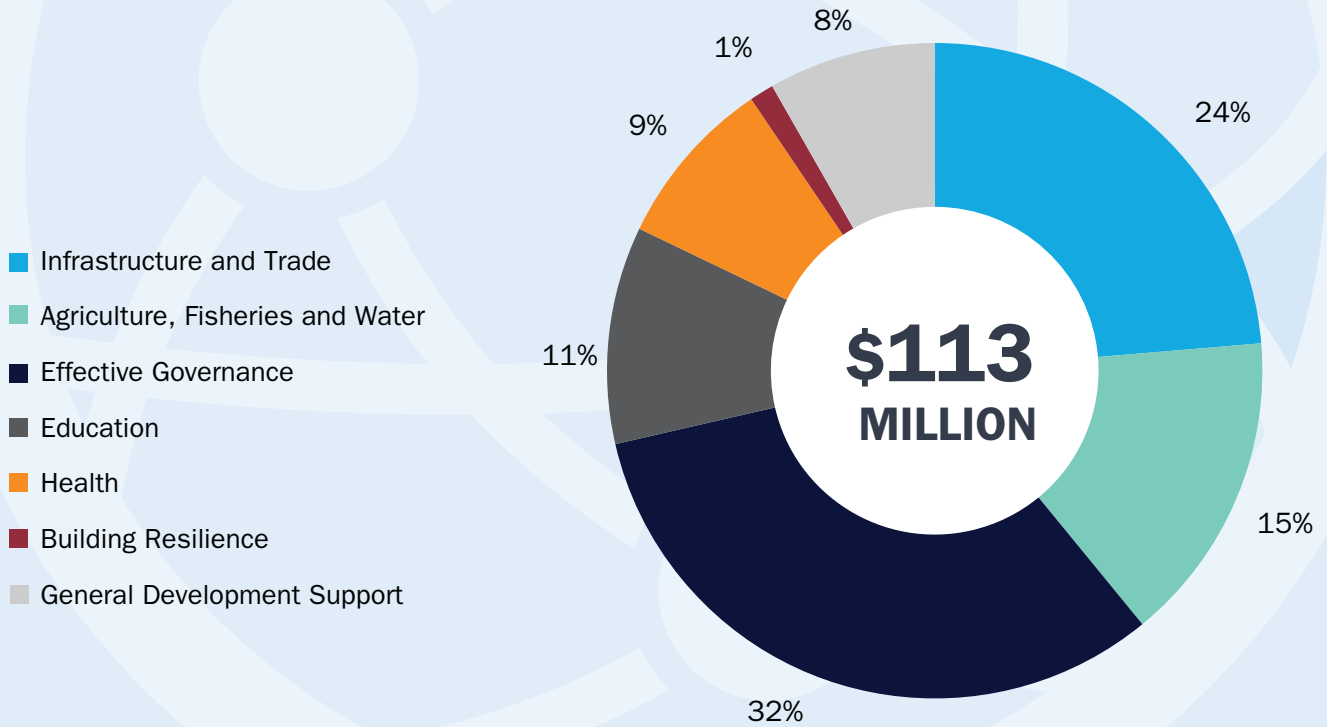


- Australian Government-supported volunteers **112**
- Timor-Leste students in Australia **168**
- Timor-Leste recipients of Australian Government scholarships **41**
- Australian visitors to Timor-Leste **15,600**
- Timor-Leste visitors to Australia **4,200**
- Australian NGO Cooperation Program **\$7m**
- Resident Australian population born in Timor-Leste **10,540**
- Migrant remittances from Australia to Timor-Leste **US \$18m**
- Seasonal workers from Timor-Leste **168**

\* Total Australian Government support comprises Official Development Assistance (aid) and Other Official Flows (non-aid), as defined by the OECD's Development Assistance Committee.



## AUSTRALIAN AID TO TIMOR-LESTE BY INVESTMENT PRIORITIES 2014-15



AUSTRALIAN SHARE  
OF TOTAL OFFICIAL  
DEVELOPMENT  
ASSISTANCE TO  
TIMOR-LESTE



**36%**

**6.3%** OF GDP

AUSTRALIAN AID  
COMPARED TO  
TIMOR-LESTE'S ECONOMY

### SOURCES

Trade: Australian Bureau of Statistics, 2014  
 Volunteers: Department of Foreign Affairs and Trade, 2014-15  
 Students: Department of Education and Training, 2014  
 Scholarships: Department of Foreign Affairs and Trade, 2014  
 Visitors: Department of Immigration and Border Protection, 2014-15  
 NGO Cooperation Program: Department of Foreign Affairs and Trade, 2015-16

Remittances: World Bank, 2014  
 Seasonal Workers: Department of Immigration and Border Protection, 2014  
 Share of total ODA/GDP: OECD, World Bank 2014  
 Resident population by country of birth: ABS Census, 2011

### FOR MORE INFORMATION

Detailed aid statistics can be found in *Australian Engagement with Developing Countries: Part 2: Official Sector Statistical Summary 2014-15*, <http://dfat.gov.au/about-us/publications/aid/statistical-summary-time-series-data/Pages/aus-engagement-with-developing-countries-2014-15.aspx>.

See also:  
[www.dfat.gov.au/aid/aid-budgets-statistics](http://www.dfat.gov.au/aid/aid-budgets-statistics)

[www.dfat.gov.au/trade/resources](http://www.dfat.gov.au/trade/resources)  
[www.dfat.gov.au/geo/timor-leste/development-assistance](http://www.dfat.gov.au/geo/timor-leste/development-assistance)  
[www.dfat.gov.au/aid/who-we-work-with/ngos/ancp](http://www.dfat.gov.au/aid/who-we-work-with/ngos/ancp)  
[www.dfat.gov.au/people-to-people/avid](http://www.dfat.gov.au/people-to-people/avid)  
[www.dfat.gov.au/people-to-people/new-colombo-plan](http://www.dfat.gov.au/people-to-people/new-colombo-plan)  
[www.australiaawards.gov.au](http://www.australiaawards.gov.au)



# Australia and VIETNAM



# \$168.6 MILLION

TOTAL AUSTRALIAN GOVERNMENT SUPPORT\* (2014–15)

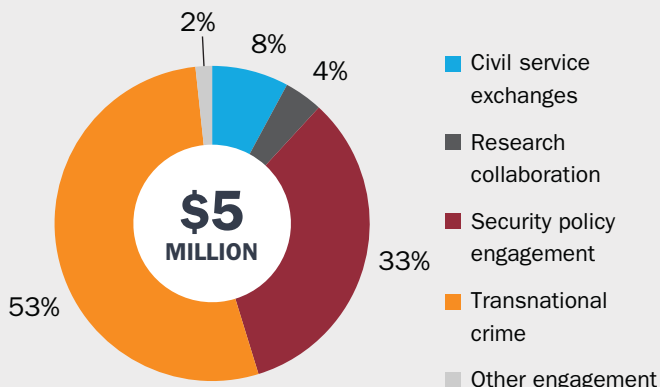
## BUILDING BUSINESS



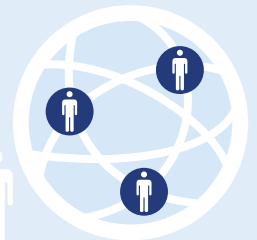
Two-way goods and services trade (2014)	\$10 billion
Australian investment (2014)	\$1.2 billion
Vietnamese investment (2014)	\$583 million



## AUSTRALIAN GOVERNMENT EXPENDITURE (NON-AID) (2014–15)



## CONNECTING PEOPLE

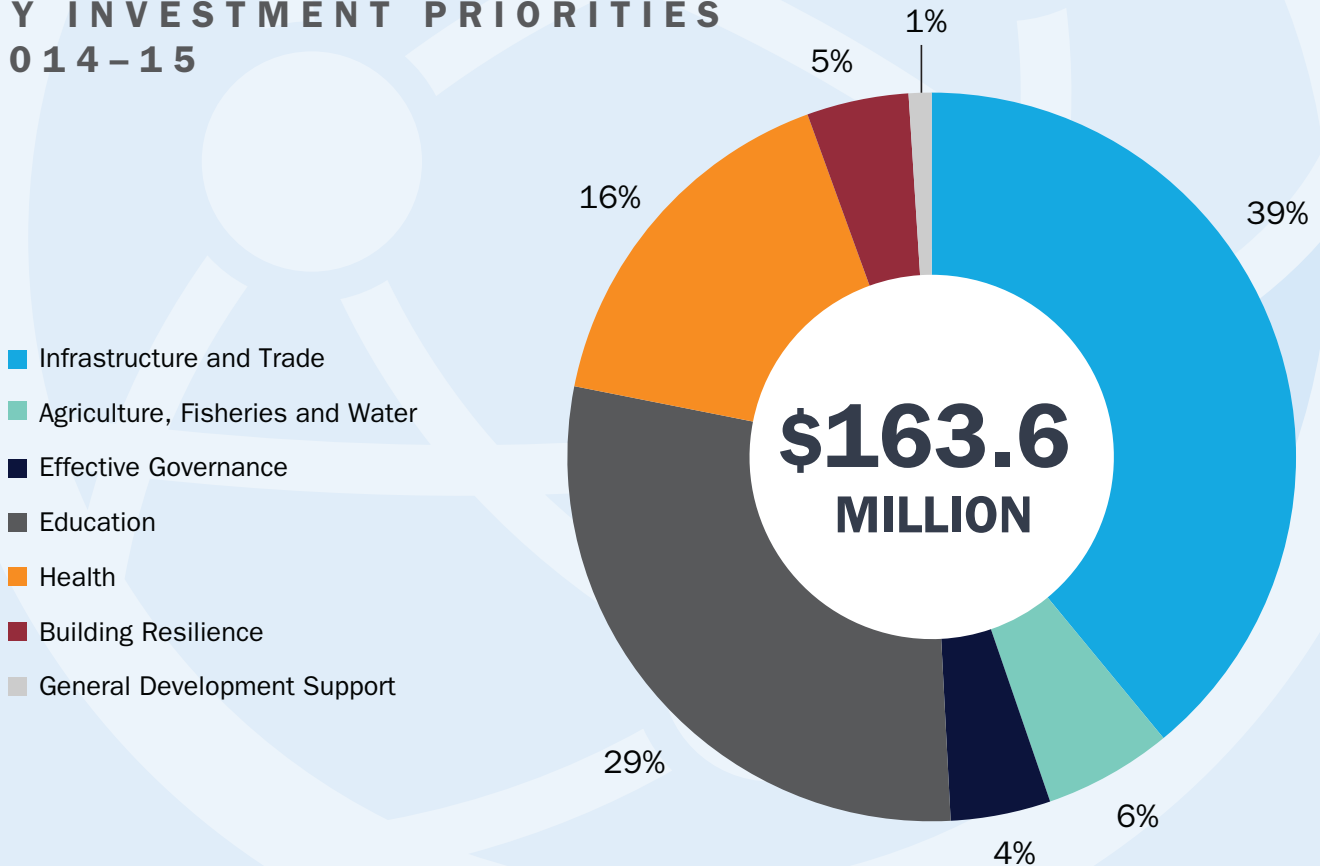


- Australian Government-supported volunteers **127**
- Vietnamese students in Australia **21,987**
- Vietnamese recipients of Australian Government scholarships **437**
- Australian participants in New Colombo Plan **721**
- Australian visitors to Vietnam **231,100**
- Vietnamese visitors to Australia **52,200**
- Australian NGO Cooperation Program **\$5.6m**
- Resident Australian population born in Vietnam **207,620**
- Migrant remittances from Australia to Vietnam **US \$1bn**

\* Total Australian Government support comprises Official Development Assistance (aid) and Other Official Flows (non-aid), as defined by the OECD's Development Assistance Committee.



## AUSTRALIAN AID TO VIETNAM BY INVESTMENT PRIORITIES 2014-15



AUSTRALIAN SHARE  
OF TOTAL OFFICIAL  
DEVELOPMENT  
ASSISTANCE TO  
VIETNAM



**2.6%**

**0.1%** OF GDP

AUSTRALIAN AID  
COMPARED TO  
VIETNAM'S ECONOMY

### SOURCES

Trade and investment: Australian Bureau of Statistics, 2014  
 Volunteers: Department of Foreign Affairs and Trade, 2014-15  
 Students: Department of Education and Training, 2014  
 Scholarships: Department of Foreign Affairs and Trade, 2014  
 New Colombo Plan: Department of Foreign Affairs and Trade, 2015-2016  
 Visitors: Department of Immigration and Border Protection, 2014-15

NGO Cooperation Program: Department of Foreign Affairs and Trade, 2015-16  
 Remittances: World Bank, 2014  
 Share of total ODA/GDP: OECD, World Bank 2014  
 Resident population by country of birth: ABS Census, 2011

### FOR MORE INFORMATION

Detailed aid statistics can be found in *Australian Engagement with Developing Countries: Part 2: Official Sector Statistical Summary 2014-15*, <http://dfat.gov.au/about-us/publications/aid/statistical-summary-time-series-data/Pages/aus-engagement-with-developing-countries-2014-15.aspx>.

See also:  
[www.dfat.gov.au/aid/aid-budgets-statistics](http://www.dfat.gov.au/aid/aid-budgets-statistics)

[www.dfat.gov.au/trade/resources](http://www.dfat.gov.au/trade/resources)  
[www.dfat.gov.au/geo/vietnam/development-assistance](http://www.dfat.gov.au/geo/vietnam/development-assistance)  
[www.dfat.gov.au/aid/who-we-work-with/ngos/ancp](http://www.dfat.gov.au/aid/who-we-work-with/ngos/ancp)  
[www.dfat.gov.au/people-to-people/avid](http://www.dfat.gov.au/people-to-people/avid)  
[www.dfat.gov.au/people-to-people/new-colombo-plan](http://www.dfat.gov.au/people-to-people/new-colombo-plan)  
[www.australiaawards.gov.au](http://www.australiaawards.gov.au)

# SOUTH AND WEST ASIA







# Australia and AFGHANISTAN



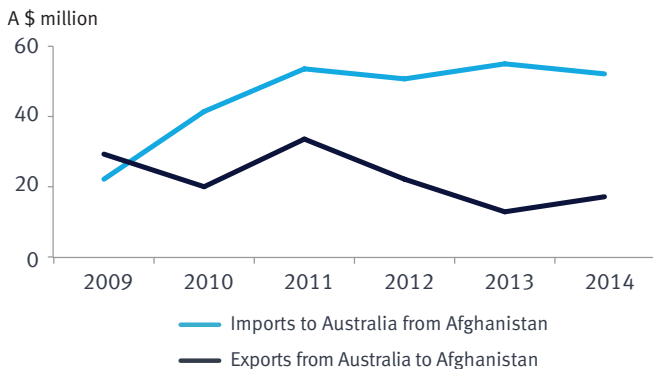
# \$434.3 MILLION

TOTAL AUSTRALIAN GOVERNMENT SUPPORT\* (2014–15)

## BUILDING BUSINESS



Two-way goods and services trade (2014) \$69 million



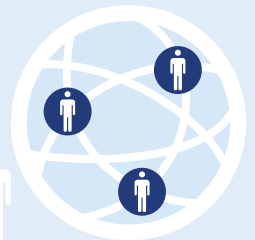
## AUSTRALIAN GOVERNMENT EXPENDITURE (NON-AID) (2014–15)

Supporting peace and security

# \$294.5 MILLION



## CONNECTING PEOPLE

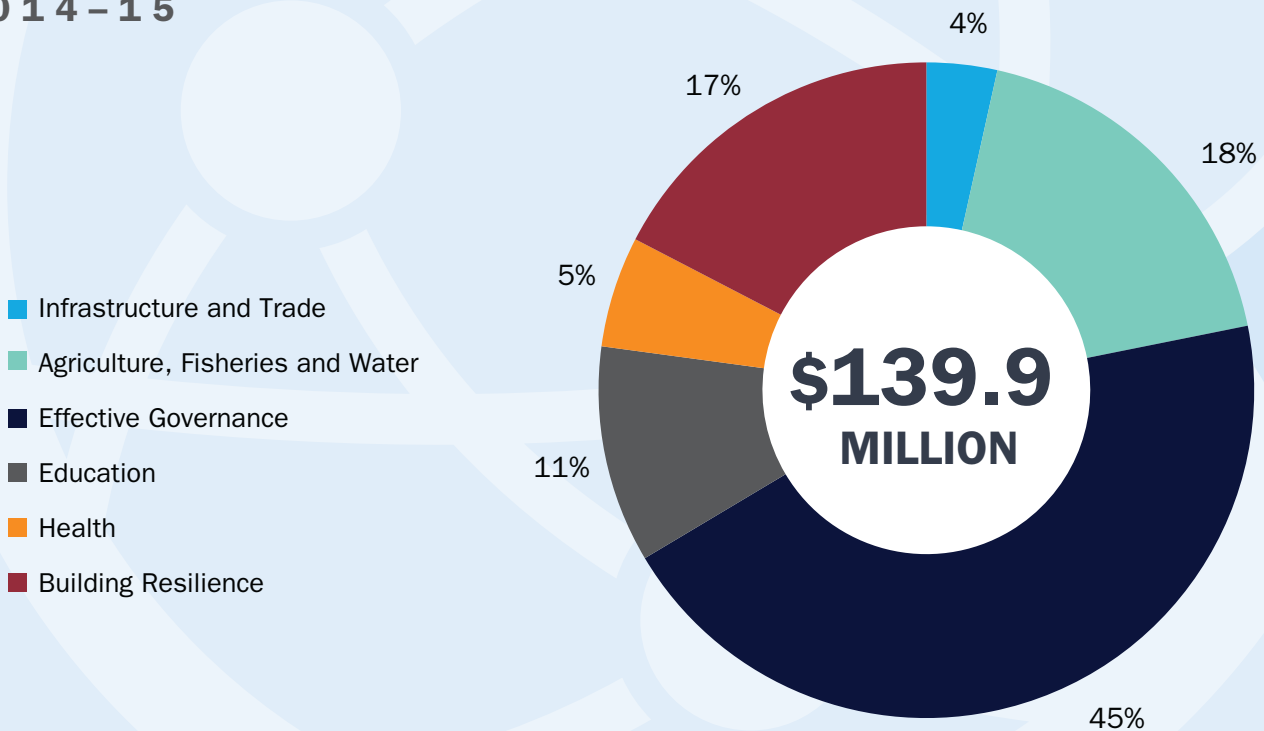


- Afghan students in Australia **40**
- Afghan recipients of Australian Government scholarships **1**
- Australian visitors to Afghanistan **7,300**
- Afghan visitors to Australia **400**
- Australian NGO Cooperation Program **\$5.7m**
- Resident Australian population born in Afghanistan **32,970**
- Migrant remittances from Australia to Afghanistan **US \$5m**

\* Total Australian Government support comprises Official Development Assistance (aid) and Other Official Flows (non-aid), as defined by the OECD's Development Assistance Committee.



**AUSTRALIAN AID TO AFGHANISTAN  
BY INVESTMENT PRIORITIES  
2014-15**



**AUSTRALIAN SHARE  
OF TOTAL OFFICIAL  
DEVELOPMENT  
ASSISTANCE TO  
AFGHANISTAN**



**3.1%**

**0.7% OF GDP**

**AUSTRALIAN AID  
COMPARED TO  
AFGHANISTAN'S ECONOMY**

**SOURCES**

Trade and Investment: Australian Bureau of Statistics, 2014  
 Volunteers: Department of Foreign Affairs and Trade, 2014-15  
 Students: Department of Education and Training, 2014  
 Scholarships: Department of Foreign Affairs and Trade, 2014  
 Visitors: Department of Immigration and Border Protection, 2014-15

NGO Cooperation Program: Department of Foreign Affairs and Trade, 2015-16  
 Remittances: World Bank, 2014  
 Share of total ODA/GDP: OECD, World Bank 2014  
 Resident population by country of birth: ABS Census, 2011

**FOR MORE INFORMATION**

Detailed aid statistics can be found in *Australian Engagement with Developing Countries: Part 2: Official Sector Statistical Summary 2014-15*, <http://dfat.gov.au/about-us/publications/aid/statistical-summary-time-series-data/Pages/aus-engagement-with-developing-countries-2014-15.aspx>.

See also:  
[www.dfat.gov.au/aid/aid-budgets-statistics](http://www.dfat.gov.au/aid/aid-budgets-statistics)  
[www.dfat.gov.au/trade/resources](http://www.dfat.gov.au/trade/resources)  
[www.dfat.gov.au/geo/afghanistan/development-assistance](http://www.dfat.gov.au/geo/afghanistan/development-assistance)  
[www.dfat.gov.au/aid/who-we-work-with/ngos/ancp](http://www.dfat.gov.au/aid/who-we-work-with/ngos/ancp)  
[www.dfat.gov.au/people-to-people/avid](http://www.dfat.gov.au/people-to-people/avid)  
[www.australiaawards.gov.au](http://www.australiaawards.gov.au)



# Australia and BANGLADESH



# \$99.5 MILLION

TOTAL AUSTRALIAN GOVERNMENT SUPPORT\* (2014–15)

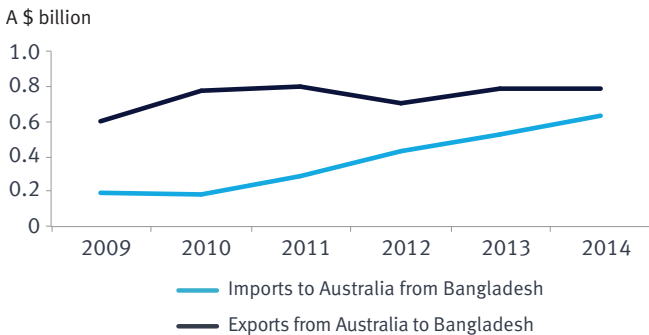
## BUILDING BUSINESS



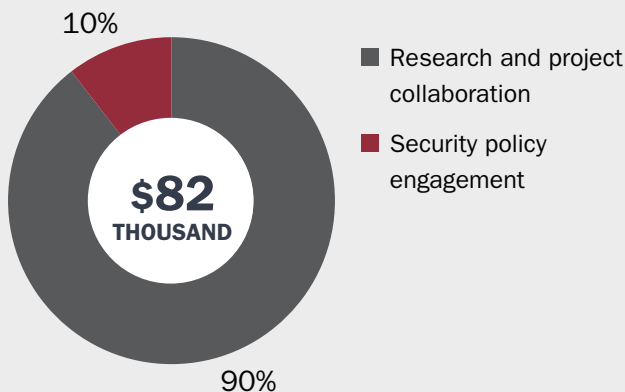
Two-way goods and services trade (2014) \$1.4 billion

Australian investment (2014) \$39 million

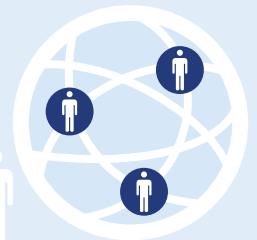
Bangladesh's investment (2014) \$10 million



## AUSTRALIAN GOVERNMENT EXPENDITURE (NON-AID) (2014–15)



## CONNECTING PEOPLE



Australian Government-supported volunteers **59**

Bangladeshi students in Australia **4,558**

Bangladeshi recipients of Australian Government scholarships **163**

Australian visitors to Bangladesh **18,200**

Bangladeshi visitors to Australia **11,800**

Australian NGO Cooperation Program **\$5.1m**

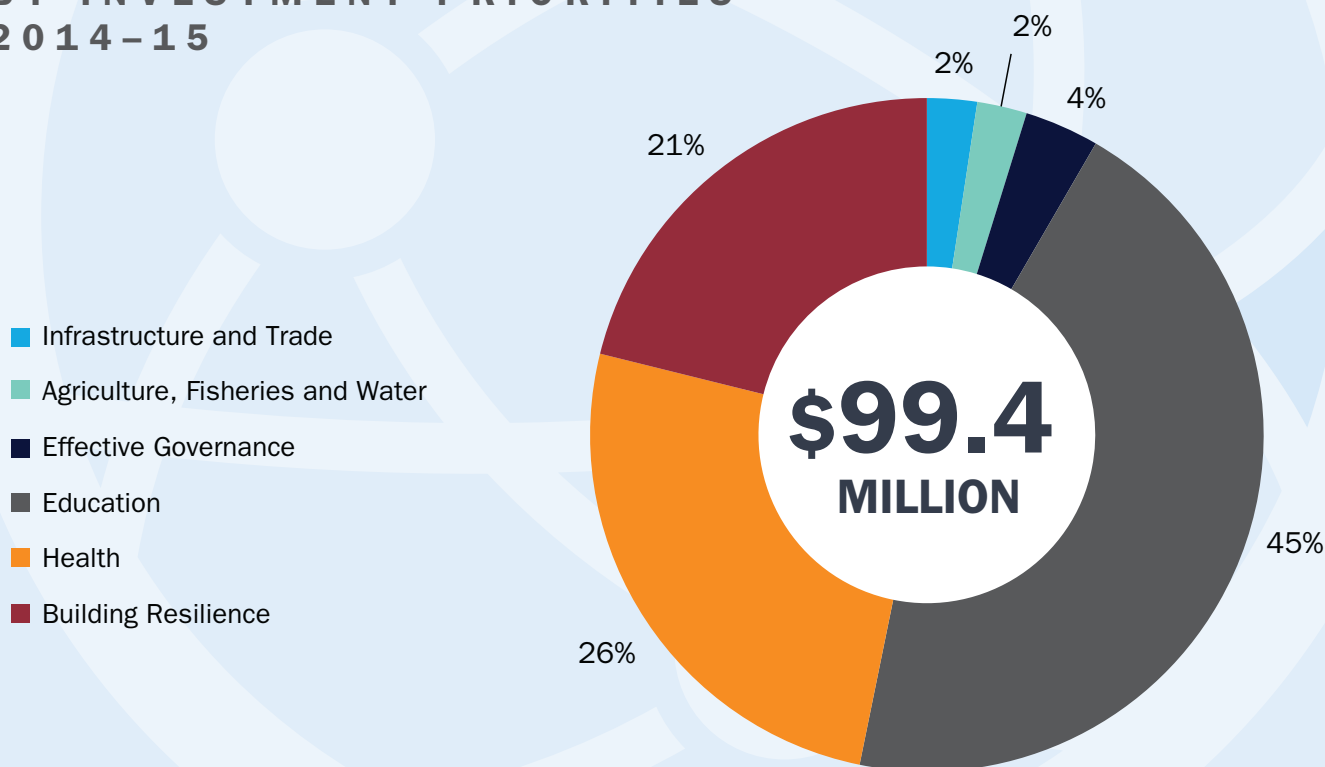
Resident Australian population born in Bangladesh **31,620**

Migrant remittances from Australia to Bangladesh **US \$68m**

\* Total Australian Government support comprises Official Development Assistance (aid) and Other Official Flows (non-aid), as defined by the OECD's Development Assistance Committee.



## AUSTRALIAN AID TO BANGLADESH BY INVESTMENT PRIORITIES 2014-15



AUSTRALIAN SHARE  
OF TOTAL OFFICIAL  
DEVELOPMENT  
ASSISTANCE TO  
BANGLADESH



**2.7%**

**0.05%** OF GDP

AUSTRALIAN AID  
COMPARED TO  
BANGLADESH'S ECONOMY

### SOURCES

Trade and Investment: Australian Bureau of Statistics, 2014  
 Volunteers: Department of Foreign Affairs and Trade, 2014-15  
 Students: Department of Education and Training, 2014  
 Scholarships: Department of Foreign Affairs and Trade, 2014  
 Visitors: Department of Immigration and Border Protection, 2014-15

NGO Cooperation Program: Department of Foreign Affairs and Trade, 2015-16  
 Remittances: World Bank, 2014  
 Share of total ODA/GDP: OECD, World Bank 2014  
 Resident population by country of birth: ABS Census, 2011

### FOR MORE INFORMATION

Detailed aid statistics can be found in *Australian Engagement with Developing Countries: Part 2: Official Sector Statistical Summary 2014-15*, <http://dfat.gov.au/about-us/publications/aid/statistical-summary-time-series-data/Pages/aus-engagement-with-developing-countries-2014-15.aspx>.

See also:  
[www.dfat.gov.au/aid/aid-budgets-statistics](http://www.dfat.gov.au/aid/aid-budgets-statistics)  
[www.dfat.gov.au/trade/resources](http://www.dfat.gov.au/trade/resources)  
[www.dfat.gov.au/geo/bangladesh/development-assistance](http://www.dfat.gov.au/geo/bangladesh/development-assistance)  
[www.dfat.gov.au/aid/who-we-work-with/ngos/ancp](http://www.dfat.gov.au/aid/who-we-work-with/ngos/ancp)  
[www.dfat.gov.au/people-to-people/avid](http://www.dfat.gov.au/people-to-people/avid)  
[www.australiaawards.gov.au](http://www.australiaawards.gov.au)



# Australia and BHUTAN



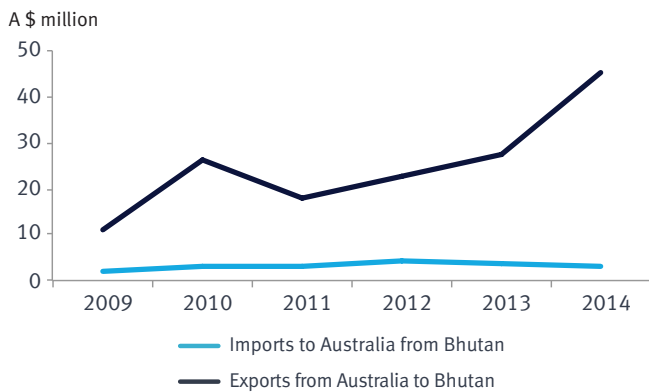
# \$12.8 MILLION

TOTAL AUSTRALIAN GOVERNMENT SUPPORT\* (2014–15)

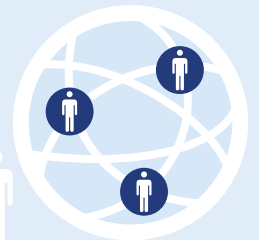
## BUILDING BUSINESS



Two-way goods and services trade (2014) \$48 million



## CONNECTING PEOPLE



	Australian Government-supported volunteers	<b>20</b>
	Bhutanese students in Australia	<b>855</b>
	Bhutanese recipients of Australian Government scholarships	<b>108</b>
	Australian participants in New Colombo Plan	<b>1</b>
	Australian visitors to Bhutan	<b>1,300</b>
	Bhutanese visitors to Australia	<b>900</b>
	Australian NGO Cooperation Program	<b>\$0.1m</b>
	Resident Australian population born in Bhutan	<b>2,680</b>

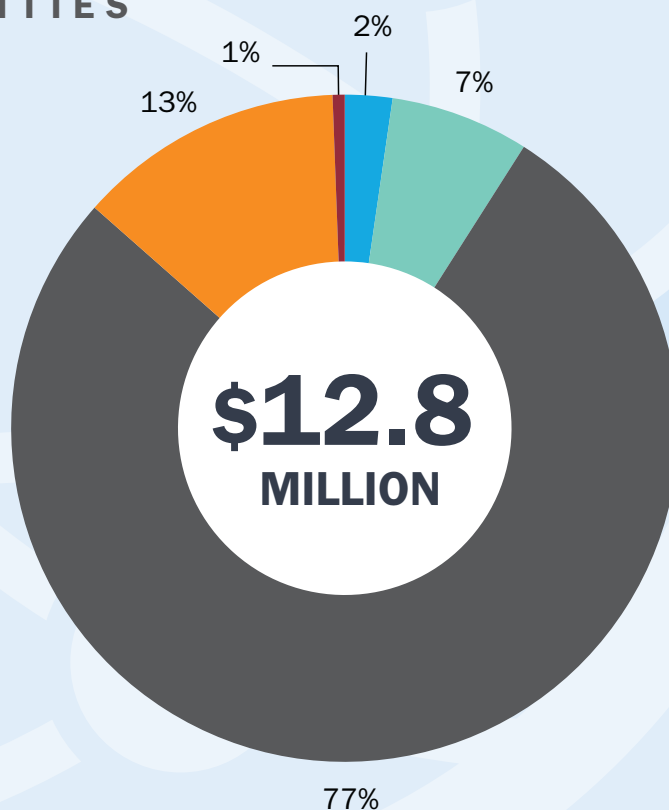


\* Total Australian Government support comprises Official Development Assistance (aid) and Other Official Flows (non-aid), as defined by the OECD's Development Assistance Committee.



## AUSTRALIAN AID TO BHUTAN BY INVESTMENT PRIORITIES 2014-15

- Infrastructure and Trade
- Agriculture, Fisheries and Water
- Education
- Health
- Building Resilience



**\$12.8  
MILLION**

77%

**AUSTRALIAN SHARE  
OF TOTAL OFFICIAL  
DEVELOPMENT  
ASSISTANCE TO  
BHUTAN**



**7.6%**

**0.6% OF GDP**

**AUSTRALIAN AID  
COMPARED TO  
BHUTAN'S ECONOMY**

### SOURCES

Trade and Investment: Australian Bureau of Statistics, 2014  
 Volunteers: Department of Foreign Affairs and Trade, 2014-15  
 Students: Department of Education and Training, 2014  
 Scholarships: Department of Foreign Affairs and Trade, 2014  
 New Colombo Plan: Department of Foreign Affairs and Trade, 2016  
 Visitors: Department of Immigration and Border Protection, 2014-15

NGO Cooperation Program: Department of Foreign Affairs and Trade, 2015-16

Remittances: World Bank, 2014

Share of total ODA/GDP: OECD, World Bank 2014

Resident population by country of birth: ABS Census, 2011

### FOR MORE INFORMATION

Detailed aid statistics can be found in *Australian Engagement with Developing Countries: Part 2: Official Sector Statistical Summary 2014-15*, <http://dfat.gov.au/about-us/publications/aid/statistical-summary-time-series-data/Pages/aus-engagement-with-developing-countries-2014-15.aspx>.

See also:

[www.dfat.gov.au/aid/aid-budgets-statistics](http://www.dfat.gov.au/aid/aid-budgets-statistics)

[www.dfat.gov.au/trade/resources](http://www.dfat.gov.au/trade/resources)

[www.dfat.gov.au/geo/bhutan/development-assistance](http://www.dfat.gov.au/geo/bhutan/development-assistance)

[www.dfat.gov.au/aid/who-we-work-with/ngos/ancp](http://www.dfat.gov.au/aid/who-we-work-with/ngos/ancp)

[www.dfat.gov.au/people-to-people/avid](http://www.dfat.gov.au/people-to-people/avid)

[www.dfat.gov.au/people-to-people/new-colombo-plan](http://www.dfat.gov.au/people-to-people/new-colombo-plan)

[www.australiaawards.gov.au](http://www.australiaawards.gov.au)



# Australia and the MALDIVES



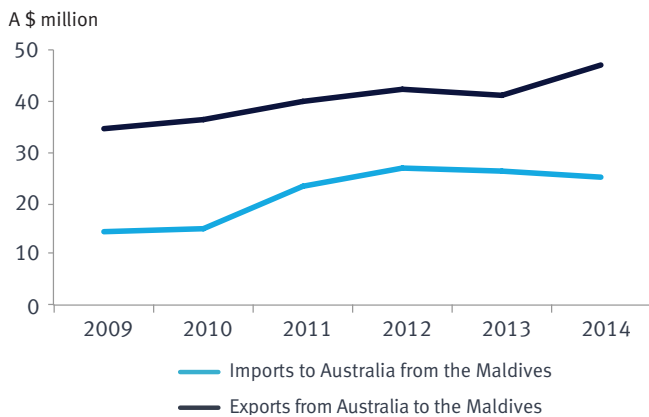
# \$6.4 MILLION

TOTAL AUSTRALIAN GOVERNMENT SUPPORT\* (2014–15)

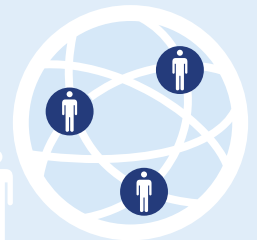
## BUILDING BUSINESS



Two-way goods and services trade (2014) \$72 million



## CONNECTING PEOPLE



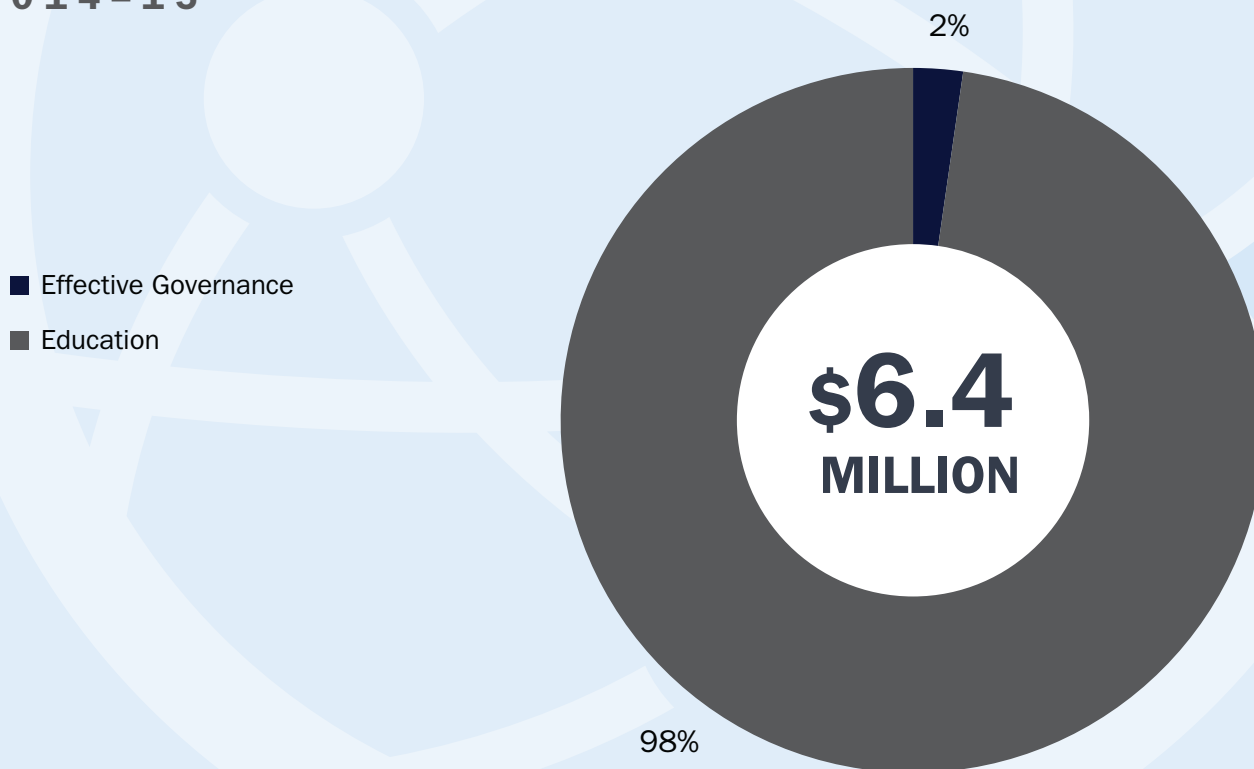
- Australian Government-supported volunteers **17**
- Maldivian students in Australia **139**
- Maldivian recipients of Australian Government scholarships **64**
- Australian participants in New Colombo Plan **1**
- Australian visitors to Maldives **10,700**
- Maldivian visitors to Australia **700**
- Resident Australian population born in Maldives **440**
- Migrant remittances from Australia to the Maldives **US \$1m**



\* Total Australian Government support comprises Official Development Assistance (aid) and Other Official Flows (non-aid), as defined by the OECD's Development Assistance Committee.



## AUSTRALIAN AID TO THE MALDIVES BY INVESTMENT PRIORITIES 2014-15



AUSTRALIAN SHARE  
OF TOTAL OFFICIAL  
DEVELOPMENT  
ASSISTANCE TO  
THE MALDIVES



**15%**

**0.2%** OF GDP

AUSTRALIAN AID  
COMPARED TO THE  
MALDIVES' ECONOMY

### SOURCES

Trade: Australian Bureau of Statistics, 2014  
Volunteers: Department of Foreign Affairs and Trade, 2014-15  
Students: Department of Education and Training, 2014  
Scholarships: Department of Foreign Affairs and Trade, 2014  
New Colombo Plan: Department of Foreign Affairs and Trade, 2016  
Visitors: Department of Immigration and Border Protection, 2014-15

NGO Cooperation Program: Department of Foreign Affairs and Trade, 2015-16  
Remittances: World Bank, 2014  
Share of total ODA/GDP: OECD, World Bank 2014  
Resident population by country of birth: ABS Census, 2011

### FOR MORE INFORMATION

Detailed aid statistics can be found in *Australian Engagement with Developing Countries: Part 2: Official Sector Statistical Summary 2014-15*, <http://dfat.gov.au/about-us/publications/aid/statistical-summary-time-series-data/Pages/aus-engagement-with-developing-countries-2014-15.aspx>.

See also:  
[www.dfat.gov.au/aid/aid-budgets-statistics](http://www.dfat.gov.au/aid/aid-budgets-statistics)

[www.dfat.gov.au/trade/resources](http://www.dfat.gov.au/trade/resources)  
[www.dfat.gov.au/geo/maldives/development-assistance](http://www.dfat.gov.au/geo/maldives/development-assistance)  
[www.dfat.gov.au/aid/who-we-work-with/ngos/ancp](http://www.dfat.gov.au/aid/who-we-work-with/ngos/ancp)  
[www.dfat.gov.au/people-to-people/avid](http://www.dfat.gov.au/people-to-people/avid)  
[www.dfat.gov.au/people-to-people/new-colombo-plan](http://www.dfat.gov.au/people-to-people/new-colombo-plan)  
[www.australiaawards.gov.au](http://www.australiaawards.gov.au)



# Australia and NEPAL



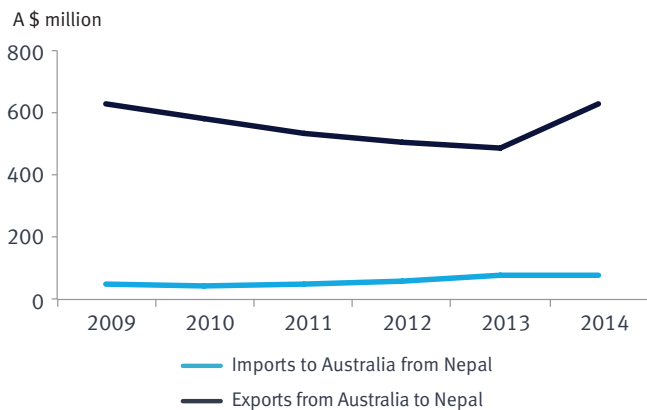
# \$58.4 MILLION

TOTAL AUSTRALIAN GOVERNMENT SUPPORT\* (2014-15)

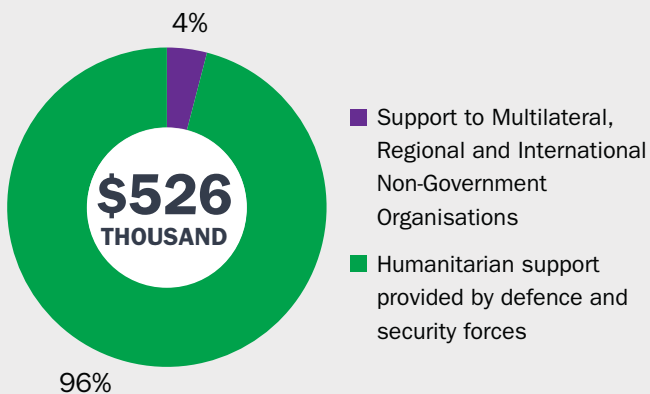
## BUILDING BUSINESS



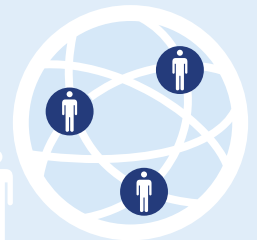
Two-way goods and services trade (2014) \$703 million



## AUSTRALIAN GOVERNMENT EXPENDITURE (NON-AID) (2014-15)



## CONNECTING PEOPLE



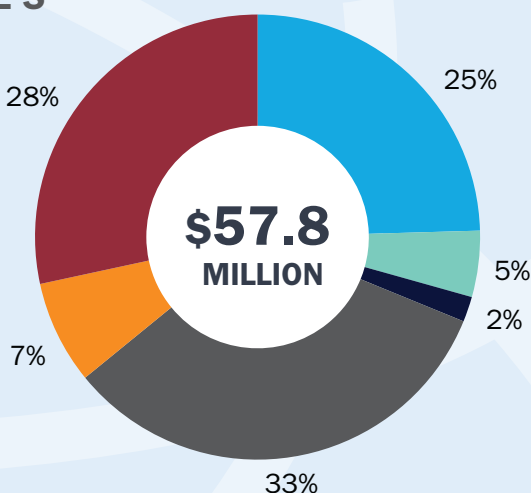
- Australian Government-supported volunteers **31**
- Nepalese students in Australia **13,491**
- Nepalese recipients of Australian Government scholarships **55**
- Australian participants in New Colombo Plan **364**
- Australian visitors to Nepal **25,300**
- Nepalese visitors to Australia **10,300**
- Australian NGO Cooperation Program **\$5.0m**
- Resident Australian population born in Nepal **27,810**
- Migrant remittances from Australia to Nepal **US \$90m**

\* Total Australian Government support comprises Official Development Assistance (aid) and Other Official Flows (non-aid), as defined by the OECD's Development Assistance Committee.



## AUSTRALIAN AID TO NEPAL BY INVESTMENT PRIORITIES 2014-15

- Infrastructure and Trade
- Agriculture, Fisheries and
- Effective Governance
- Education
- Health
- Building Resilience



## NEPAL EARTHQUAKES 2015: TOTAL ASSISTANCE \$28 MILLION

**\$12 million** in emergency relief

**Humanitarian relief supplies** for 10,000 people

**\$16 million** to support early recovery efforts



AUSTRALIAN SHARE  
OF TOTAL OFFICIAL  
DEVELOPMENT  
ASSISTANCE TO  
NEPAL



**1.3%**

**0.1%**



OF  
GDP

AUSTRALIAN AID  
COMPARED TO  
NEPAL'S ECONOMY

### SOURCES

Trade and investment: Australian Bureau of Statistics, 2014  
 Volunteers: Department of Foreign Affairs and Trade, 2014-15  
 Students: Department of Education and Training, 2014  
 New Colombo Plan: Department of Foreign Affairs and Trade, 2015-2016  
 Scholarships: Department of Foreign Affairs and Trade, 2014

Visitors: Department of Immigration and Border Protection, 2014-15  
 NGO Cooperation Program: Department of Foreign Affairs and Trade, 2015-16  
 Remittances: World Bank, 2014  
 Share of total ODA/GDP: OECD, World Bank 2014  
 Resident population by country of birth: ABS Census, 2011

### FOR MORE INFORMATION

Detailed aid statistics can be found in *Australian Engagement with Developing Countries: Part 2: Official Sector Statistical Summary 2014-15*, <http://dfat.gov.au/about-us/publications/aid/statistical-summary-time-series-data/Pages/aus-engagement-with-developing-countries-2014-15.aspx>.

See also:  
[www.dfat.gov.au/aid/aid-budgets-statistics](http://www.dfat.gov.au/aid/aid-budgets-statistics)

[www.dfat.gov.au/trade/resources](http://www.dfat.gov.au/trade/resources)  
[www.dfat.gov.au/geo/nepal/development-assistance](http://www.dfat.gov.au/geo/nepal/development-assistance)  
[www.dfat.gov.au/aid/who-we-work-with/ngos/ancp](http://www.dfat.gov.au/aid/who-we-work-with/ngos/ancp)  
[www.dfat.gov.au/people-to-people/avid](http://www.dfat.gov.au/people-to-people/avid)  
[www.dfat.gov.au/people-to-people/new-colombo-plan](http://www.dfat.gov.au/people-to-people/new-colombo-plan)  
[www.australiaawards.gov.au](http://www.australiaawards.gov.au)



# Australia and PAKISTAN



# \$92.1 MILLION

TOTAL AUSTRALIAN GOVERNMENT SUPPORT\* (2014–15)

## BUILDING BUSINESS

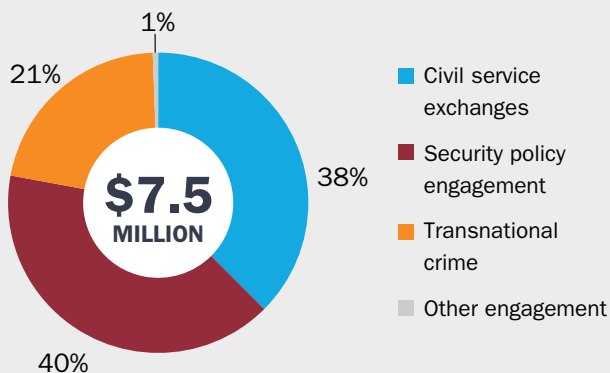


Two-way goods and services trade (2014) \$1.2 billion

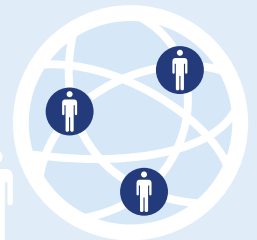
Pakistan's investment (2014) \$51 million



## AUSTRALIAN GOVERNMENT EXPENDITURE (NON-AID) (2014–15)



## CONNECTING PEOPLE



Pakistani students in Australia **10,790**

Pakistani recipients of Australian Government scholarships **188**

Australian visitors to Pakistan **25,300**

Pakistani visitors to Australia **11,200**

Australian NGO Cooperation Program **\$3m**

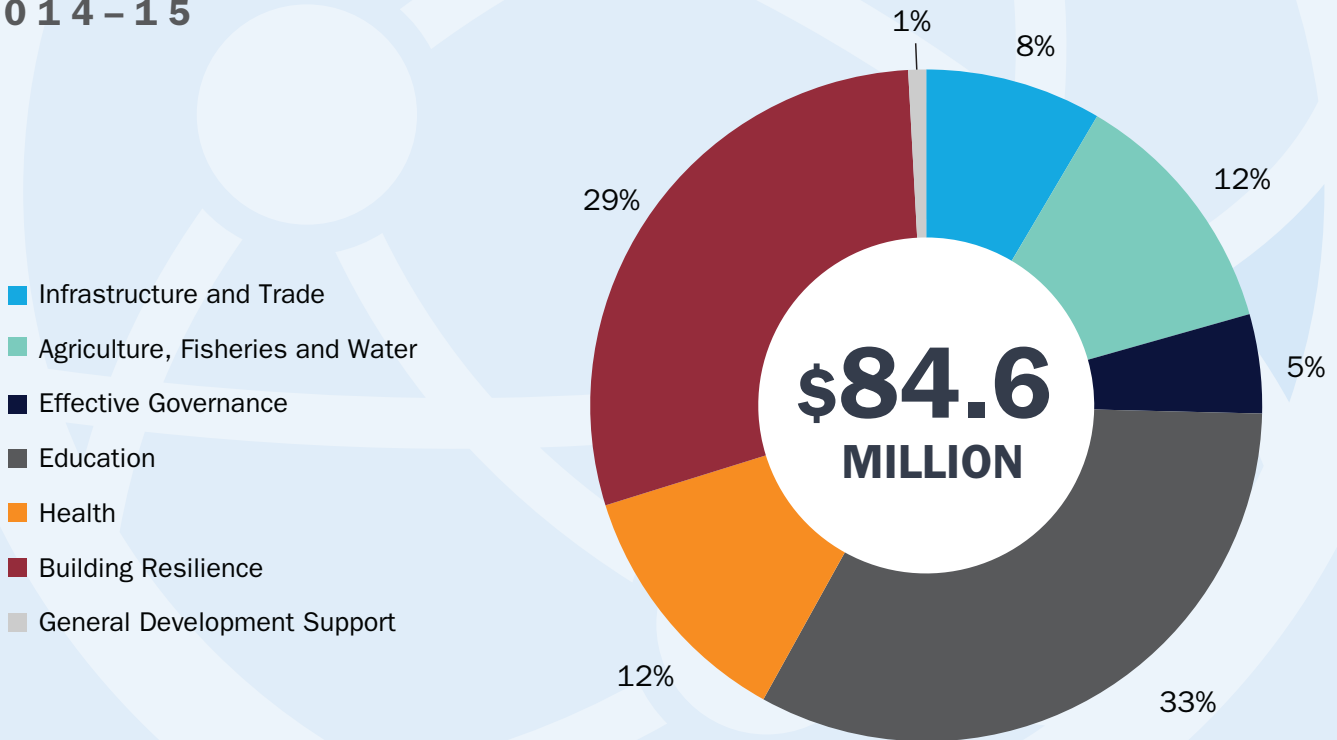
Resident Australian population born in Pakistan **34,150**

Migrant remittances from Australia to Pakistan **US \$92m**

\* Total Australian Government support comprises Official Development Assistance (aid) and Other Official Flows (non-aid), as defined by the OECD's Development Assistance Committee.



## AUSTRALIAN AID TO PAKISTAN BY INVESTMENT PRIORITIES 2014-15



**AUSTRALIAN SHARE  
OF TOTAL OFFICIAL  
DEVELOPMENT  
ASSISTANCE TO  
PAKISTAN**



**1.7%**

**0.03% OF GDP**

**AUSTRALIAN AID  
COMPARED TO  
PAKISTAN'S ECONOMY**

### SOURCES

Trade and investment: Australian Bureau of Statistics, 2014  
Students: Department of Education and Training, 2014  
Scholarships: Department of Foreign Affairs and Trade, 2014  
Visitors: Department of Immigration and Border Protection, 2014-15

NGO Cooperation Program: Department of Foreign Affairs and Trade, 2015-16

Remittances: World Bank, 2014

Share of total ODA/GDP: OECD, World Bank 2014

Resident population by country of birth: ABS Census, 2011

### FOR MORE INFORMATION

Detailed aid statistics can be found in *Australian Engagement with Developing Countries: Part 2: Official Sector Statistical Summary 2014-15*, <http://dfat.gov.au/about-us/publications/aid/statistical-summary-time-series-data/Pages/aus-engagement-with-developing-countries-2014-15.aspx>.

See also:

[www.dfat.gov.au/aid/aid-budgets-statistics](http://www.dfat.gov.au/aid/aid-budgets-statistics)

[www.dfat.gov.au/trade/resources](http://www.dfat.gov.au/trade/resources)

[www.dfat.gov.au/geo/pakistan/development-assistance](http://www.dfat.gov.au/geo/pakistan/development-assistance)

[www.dfat.gov.au/aid/who-we-work-with/ngos/ancp](http://www.dfat.gov.au/aid/who-we-work-with/ngos/ancp)

[www.dfat.gov.au/people-to-people/avid](http://www.dfat.gov.au/people-to-people/avid)

[www.australiaawards.gov.au](http://www.australiaawards.gov.au)



# Australia and SRI LANKA



# \$45.9 MILLION

TOTAL AUSTRALIAN GOVERNMENT SUPPORT\* (2014–15)

## BUILDING BUSINESS



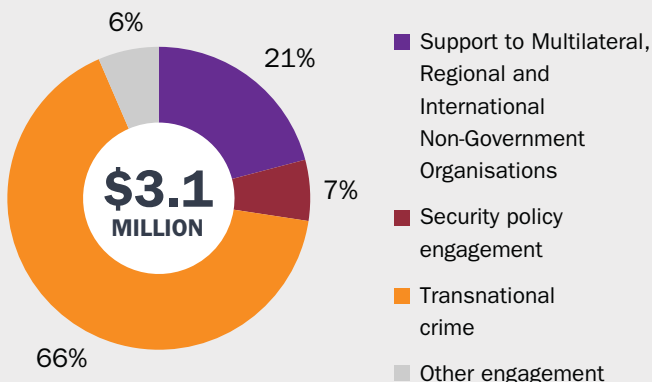
Two-way goods and services trade (2014) \$831 million

Australian investment (2014) \$62 million

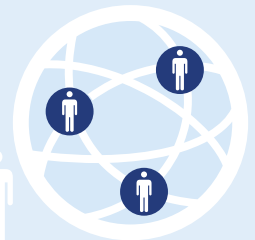
Sri Lankan investment (2014) \$209 million



## AUSTRALIAN GOVERNMENT EXPENDITURE (NON-AID) (2014–15)



## CONNECTING PEOPLE



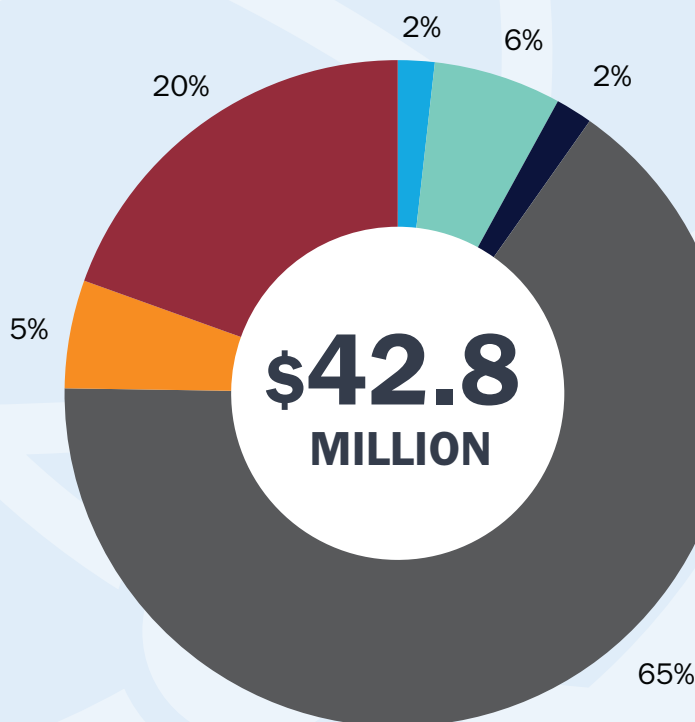
- Australian Government-supported volunteers **3**
- Sri Lankan students in Australia **4,917**
- Sri Lankan recipients of Australian Government scholarships **73**
- Australian participants in New Colombo Plan **274**
- Australian visitors to Sri Lanka **61,800**
- Sri Lankan visitors to Australia **26,200**
- Australian NGO Cooperation Program **\$2m**
- Resident Australian population born in Sri Lanka **99,740**
- Migrant remittances from Australia to Sri Lanka **US \$382m**

\* Total Australian Government support comprises Official Development Assistance (aid) and Other Official Flows (non-aid), as defined by the OECD's Development Assistance Committee.



## AUSTRALIAN AID TO SRI LANKA BY INVESTMENT PRIORITIES 2014-15

- Infrastructure and Trade
- Agriculture, Fisheries and Water
- Effective Governance
- Education
- Health
- Building Resilience



**\$42.8  
MILLION**

**AUSTRALIAN SHARE  
OF TOTAL OFFICIAL  
DEVELOPMENT  
ASSISTANCE TO  
SRI LANKA**



**5.4%**

**0.1% OF GDP**

AUSTRALIAN AID  
COMPARED TO  
SRI LANKA'S ECONOMY

### SOURCES

Trade and investment: Australian Bureau of Statistics, 2014  
 Volunteers: Department of Foreign Affairs and Trade, 2014-15  
 Students: Department of Education and Training, 2014  
 Scholarships: Department of Foreign Affairs and Trade, 2014  
 New Colombo Plan: Department of Foreign Affairs and Trade, 2015-2016  
 Visitors: Department of Immigration and Border Protection, 2014-15

NGO Cooperation Program: Department of Foreign Affairs and Trade, 2015-16  
 Remittances: World Bank, 2014  
 Share of total ODA/GDP: OECD, World Bank 2014  
 Resident population by country of birth: ABS Census, 2011

### FOR MORE INFORMATION

Detailed aid statistics can be found in *Australian Engagement with Developing Countries: Part 2: Official Sector Statistical Summary 2014-15*, <http://dfat.gov.au/about-us/publications/aid/statistical-summary-time-series-data/Pages/aus-engagement-with-developing-countries-2014-15.aspx>.

See also:

[www.dfat.gov.au/aid/aid-budgets-statistics](http://www.dfat.gov.au/aid/aid-budgets-statistics)

[www.dfat.gov.au/trade/resources](http://www.dfat.gov.au/trade/resources)  
[www.dfat.gov.au/geo/sri-lanka/development-assistance](http://www.dfat.gov.au/geo/sri-lanka/development-assistance)  
[www.dfat.gov.au/aid/who-we-work-with/ngos/ancp](http://www.dfat.gov.au/aid/who-we-work-with/ngos/ancp)  
[www.dfat.gov.au/people-to-people/avid](http://www.dfat.gov.au/people-to-people/avid)  
[www.dfat.gov.au/people-to-people/new-colombo-plan](http://www.dfat.gov.au/people-to-people/new-colombo-plan)  
[www.australiaawards.gov.au](http://www.australiaawards.gov.au)

# SUB-SAHARAN AFRICA







# Australia and SUB-SAHARAN AFRICA

# \$429.5 MILLION

TOTAL AUSTRALIAN GOVERNMENT SUPPORT\* (2014–15)

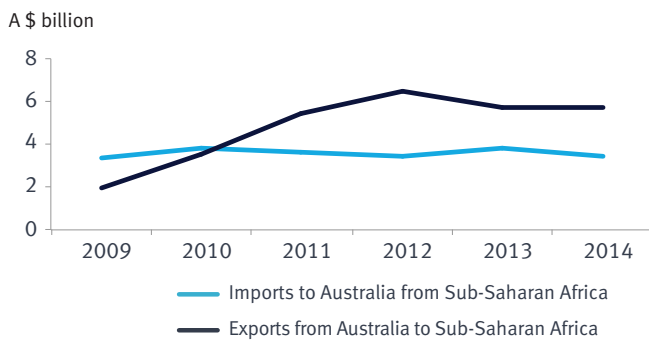
## BUILDING BUSINESS



Two-way goods and services trade (2014) \$9.1 billion

Australian investment in Africa's mining sector (2015)  
\$30 billion

ASX-listed companies active across the continent 200



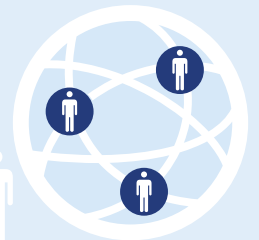
## AUSTRALIAN GOVERNMENT EXPENDITURE (NON-AID) (2014–15)

Supporting peace and security

# \$161 MILLION



## CONNECTING PEOPLE

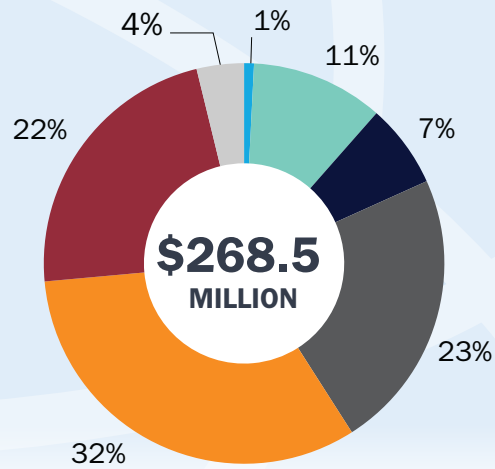


- Australian Government-supported volunteers **239**
- Sub-Saharan African students in Australia **7,400**
- Sub-Saharan African recipients of Australian Government scholarships **360**
- Australian visitors to Sub-Saharan Africa **163,600**
- Sub-Saharan African visitors to Australia **80,700**
- Australian NGO Cooperation Program **\$21.8m**
- Resident Australian population born in Sub-Saharan Africa **331,780**
- Migrant remittances from Australia to sub-Saharan Africa **\$449m**

\* Total Australian Government support comprises Official Development Assistance (aid) and Other Official Flows (non-aid), as defined by the OECD's Development Assistance Committee.

**AUSTRALIAN AID TO SUB-SAHARAN AFRICA BY INVESTMENT PRIORITIES 2014-15**

- Infrastructure and Trade
- Agriculture, Fisheries and Water
- Effective Governance
- Education
- Health
- Building Resilience
- General development support



**AUSTRALIAN CONTRIBUTION TO PEACEKEEPING OPERATIONS IN SUB-SAHARAN AFRICA 2014-15**

**\$167.5 MILLION**



**SOURCES**

Australian mining companies' investment in Africa: DFAT estimate, 2015  
 Trade: Australian Bureau of Statistics, 2014  
 Volunteers: Department of Foreign Affairs and Trade, 2014-15  
 Students: Department of Education and Training, 2014  
 Scholarships: Department of Foreign Affairs and Trade, 2014

Visitors: Department of Immigration and Border Protection, 2014-15  
 NGO Cooperation Program: Department of Foreign Affairs and Trade, 2015-16  
 Remittances: World Bank, 2014  
 Resident population by country of birth: ABS Census, 2011

**FOR MORE INFORMATION**

Detailed aid statistics can be found in *Australian Engagement with Developing Countries: Part 2: Official Sector Statistical Summary 2014-15*, <http://dfat.gov.au/about-us/publications/aid/statistical-summary-time-series-data/Pages/aus-engagement-with-developing-countries-2014-15.aspx>.

See also:  
[www.dfat.gov.au/aid/aid-budgets-statistics](http://www.dfat.gov.au/aid/aid-budgets-statistics)  
[www.dfat.gov.au/geo/africa-middle-east/development-assistance-in-sub-saharan-africa](http://www.dfat.gov.au/geo/africa-middle-east/development-assistance-in-sub-saharan-africa)  
[www.dfat.gov.au/aid/who-we-work-with/ngos/ancp](http://www.dfat.gov.au/aid/who-we-work-with/ngos/ancp)  
[www.dfat.gov.au/people-to-people/avid](http://www.dfat.gov.au/people-to-people/avid)  
[www.australiaawards.gov.au](http://www.australiaawards.gov.au)

# PALESTINIAN TERRITORIES





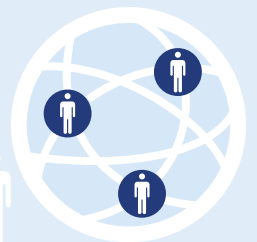
# Australia and the PALESTINIAN TERRITORIES

# \$69.3 MILLION

TOTAL AUSTRALIAN GOVERNMENT SUPPORT\* (2014–15)



## CONNECTING PEOPLE



Palestinian Territories recipients of Australian Government scholarships

**14**



Australian NGO Cooperation Program

**\$0.6m**



Resident Australian population born in Palestinian Territories

**3,020**

AUSTRALIAN SHARE OF TOTAL OFFICIAL DEVELOPMENT ASSISTANCE TO THE PALESTINIAN TERRITORIES



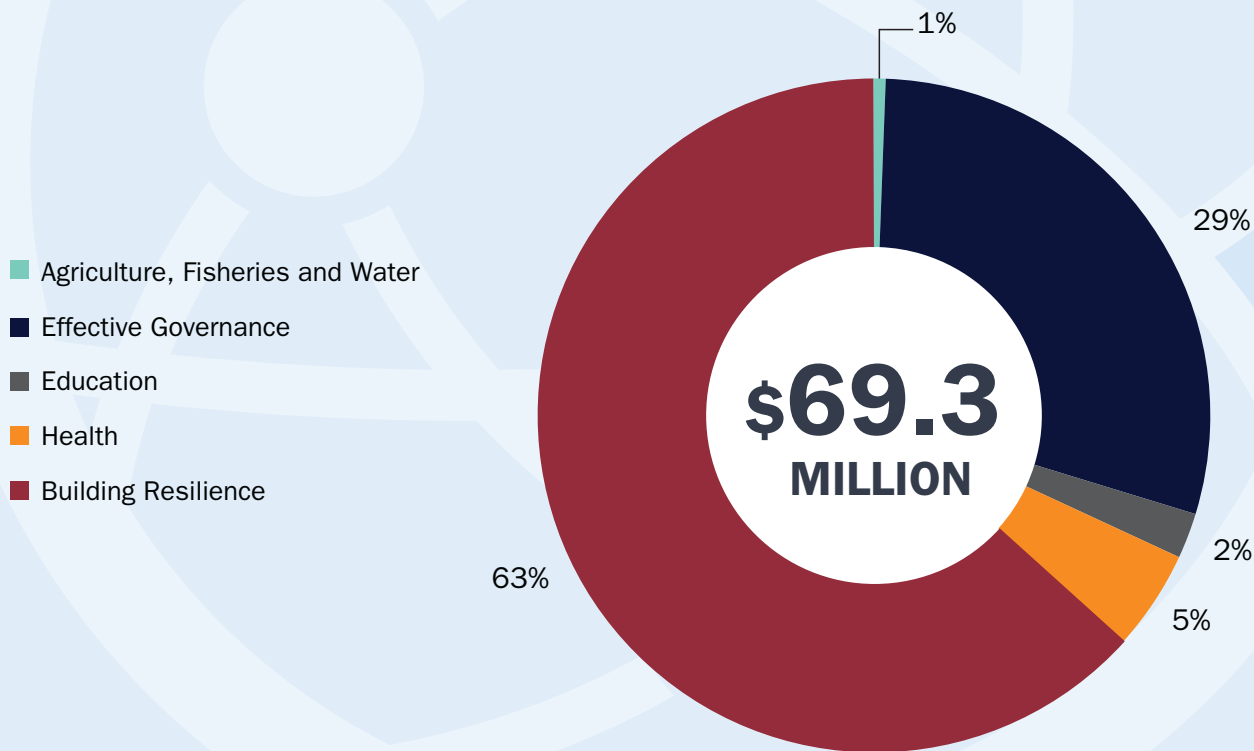
**2.5%**

**0.5%** OF GDP

AUSTRALIAN AID COMPARED TO THE PALESTINIAN TERRITORIES' ECONOMY

\* Total Australian Government support comprises Official Development Assistance (aid) and Other Official Flows (non-aid), as defined by the OECD's Development Assistance Committee.

**AUSTRALIAN AID TO THE PALESTINIAN TERRITORIES  
BY INVESTMENT PRIORITIES  
2014-15**



**SOURCES**

NGO Cooperation Program: Department of Foreign Affairs and Trade, 2015-16 estimate  
Scholarships: Department of Foreign Affairs and Trade

Share of total ODA/GDP: OECD, World Bank 2014  
Resident population by country of birth: ABS Census, 2011

**FOR MORE INFORMATION**

Detailed aid statistics can be found in *Australian Engagement with Developing Countries: Part 2: Official Sector Statistical Summary 2014-15*, <http://dfat.gov.au/about-us/publications/aid/statistical-summary-time-series-data/Pages/aus-engagement-with-developing-countries-2014-15.aspx>.

See also:  
[www.dfat.gov.au/aid/aid-budgets-statistics](http://www.dfat.gov.au/aid/aid-budgets-statistics)  
[www.dfat.gov.au/geo/palestinian-territories/development-assistance](http://www.dfat.gov.au/geo/palestinian-territories/development-assistance)  
[www.dfat.gov.au/aid/who-we-work-with/ngos/ancp](http://www.dfat.gov.au/aid/who-we-work-with/ngos/ancp)  
[www.australiaawards.gov.au](http://www.australiaawards.gov.au)



 @dfat

[www.dfat.gov.au](http://www.dfat.gov.au)