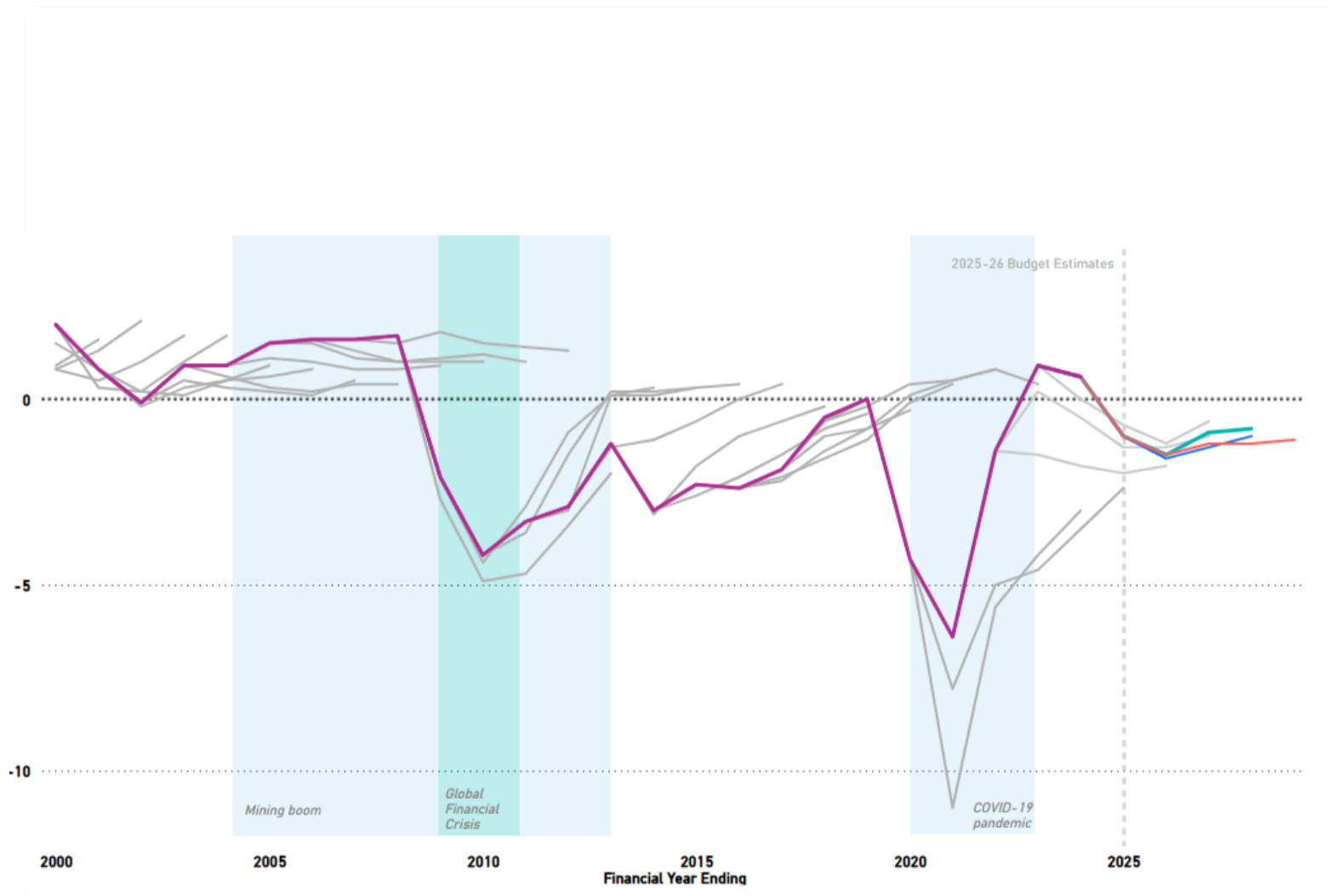
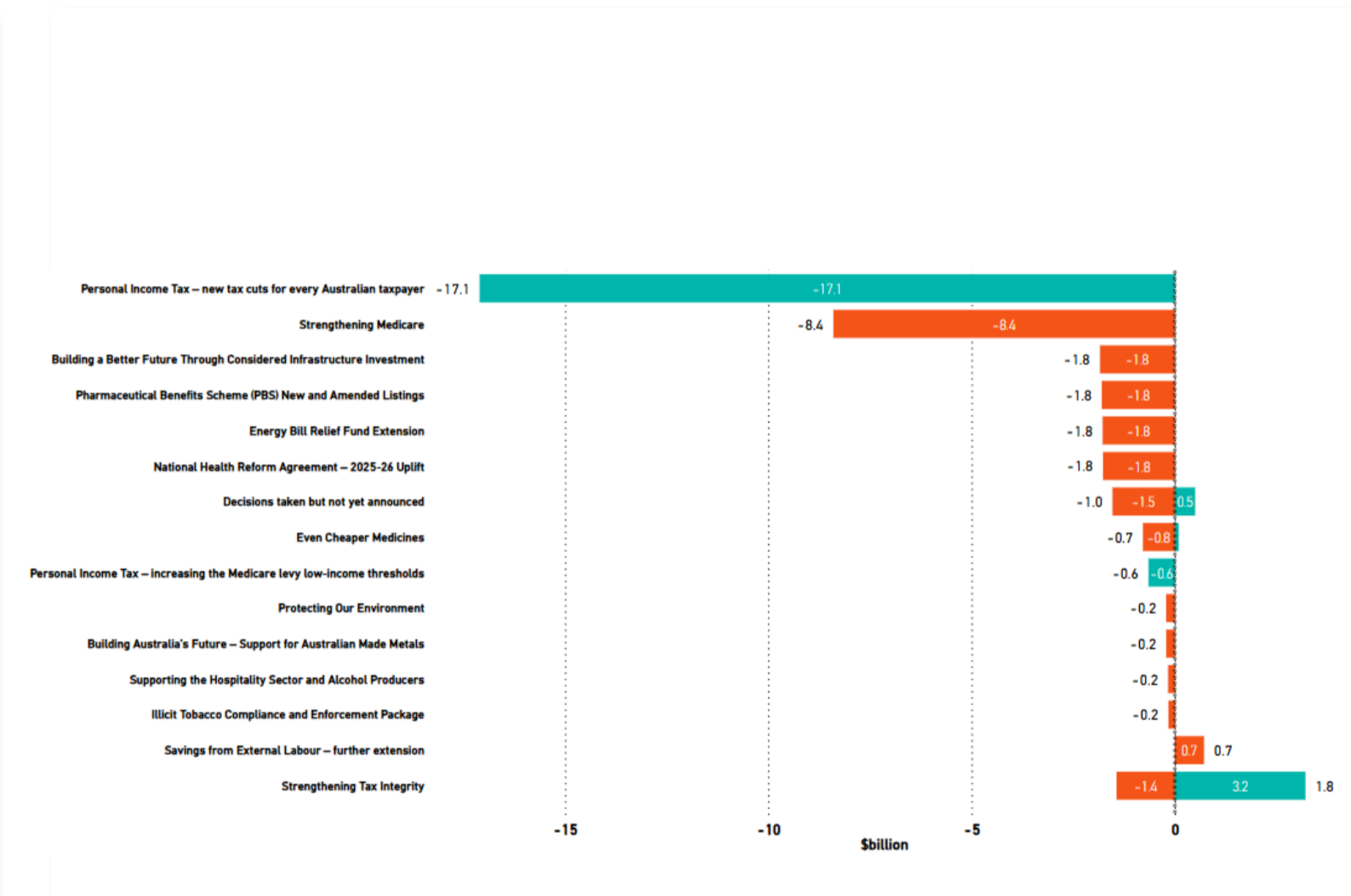


2025-26 Budget Snapshot

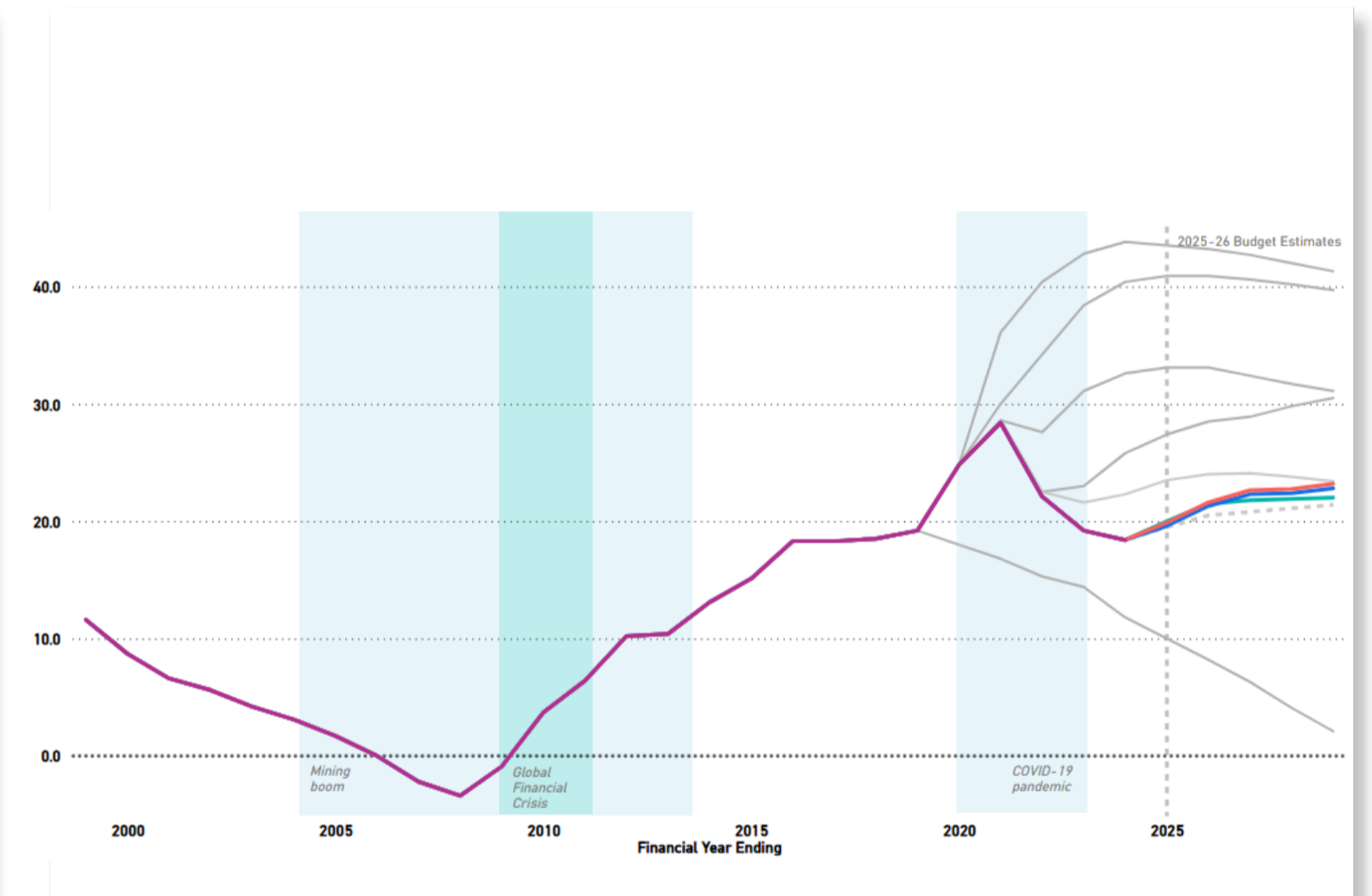
Get Started



Budget balances and flows



Changes since the last fiscal update



Economic outlook and other budget aggregates



2025-26 Budget Snapshot

Table of Contents

Budget balances and flows

Budget balances	Revenue over time	Types of revenue
Top 20 programs	Expenses over time	Expenses by function

Changes since the last fiscal update

Change in UCB	Revisions to revenue	Revisions to expenses	Government decisions
---------------	----------------------	-----------------------	----------------------

Economic outlook and other budget aggregates

Economic parameters	Other aggregates	Historical UCB impacts
---------------------	------------------	------------------------



Budget balances and flows

Budget balances

Revenue over time

Types of revenue

Top 20 programs

Expenses over time

Expenses by function

% of GDP

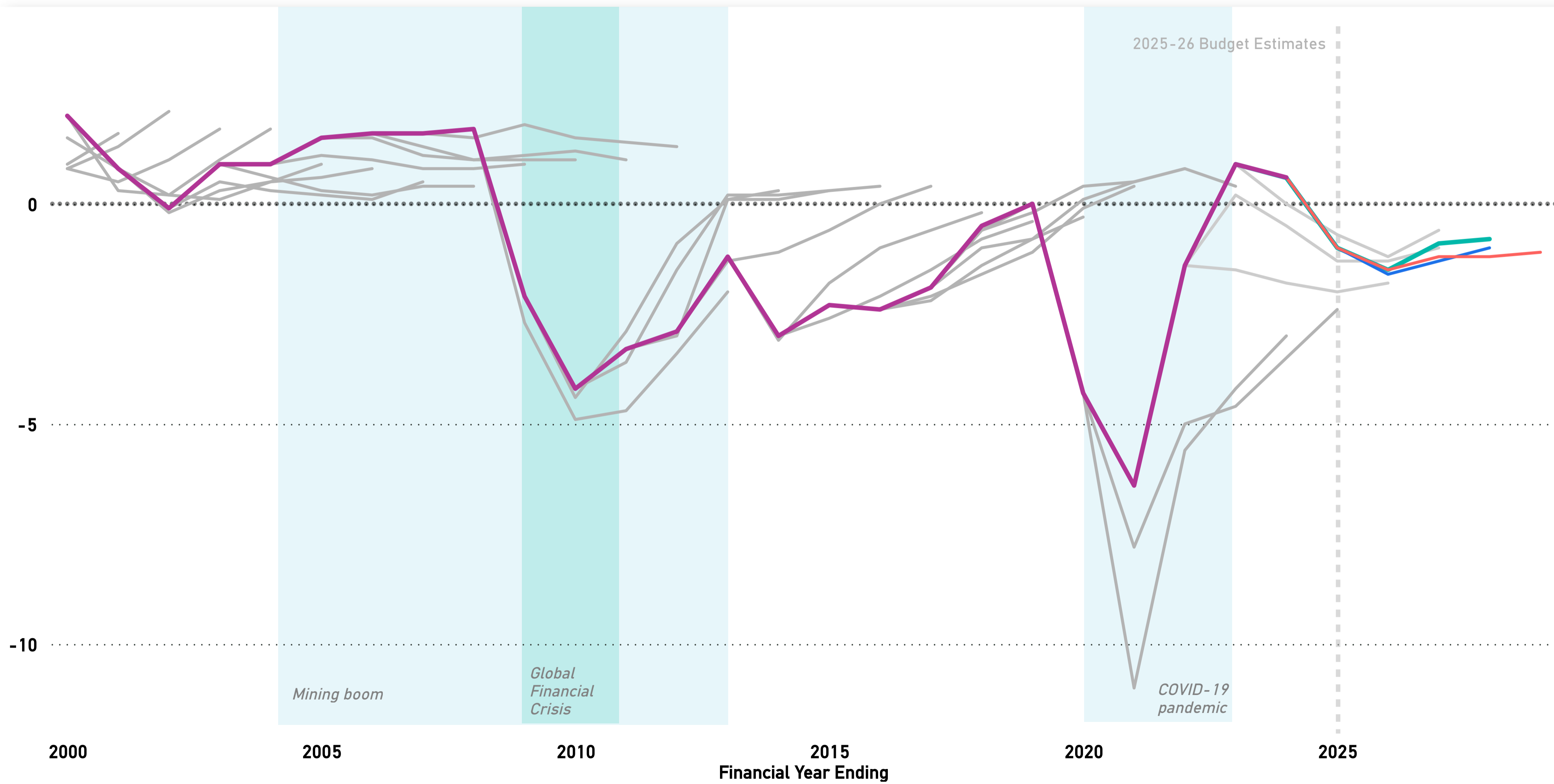
— Historical actuals

— Previous forecasts

— 2024-25 Budget

— 2024-25 MYEFO

— 2025-26 Budget



Units

\$billion

% of GDP

Actuals & Forecasts

Select all

Actuals and last 3 Budget updates

Previous forecasts

Balance type

Fiscal balance

Headline cash balance

Underlying cash balance

Change date

See overlay

Note: Historical outcomes may have been revised since first published. Grey lines represent forecasts in previous budgets.

Chart data begins from 1999-2000 financial year.



Budget balances and flows

Budget balances

Revenue over time

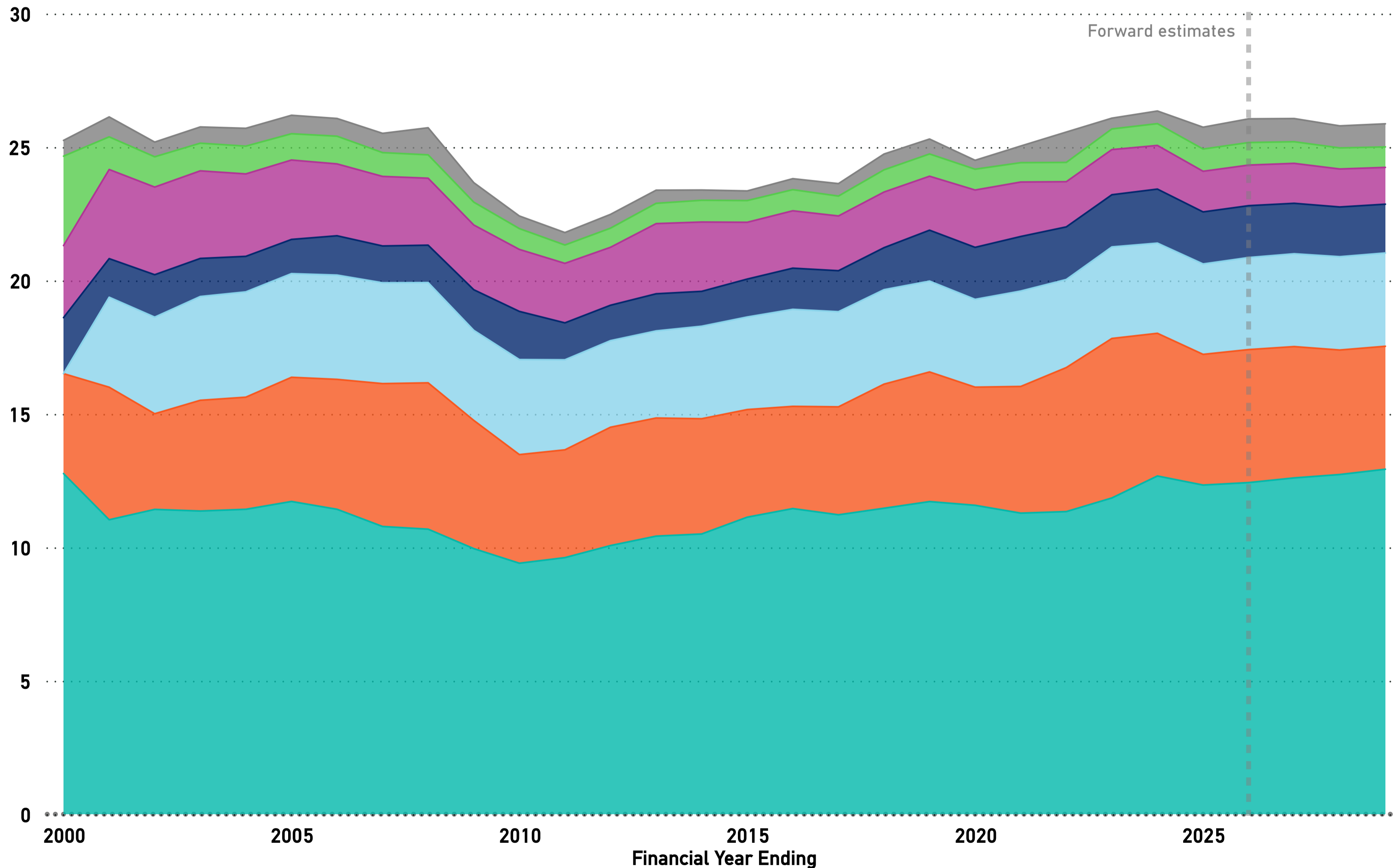
Types of revenue

Top 20 programs

Expenses over time

Expenses by function

% of GDP



Units

- \$billion
- % of GDP
- % of total revenue

Budget rounds

- 2025-26 Budget
- 2024-25 MYEFO
- 2024-25 Budget

Revenue type

All

Year

2000 2029

Note: 'Other taxes' includes fringe benefits tax, petroleum resource rent tax, wine equalisation tax, luxury car tax, major bank levy, agricultural levies, visa application charges and other taxes.

Budget balances

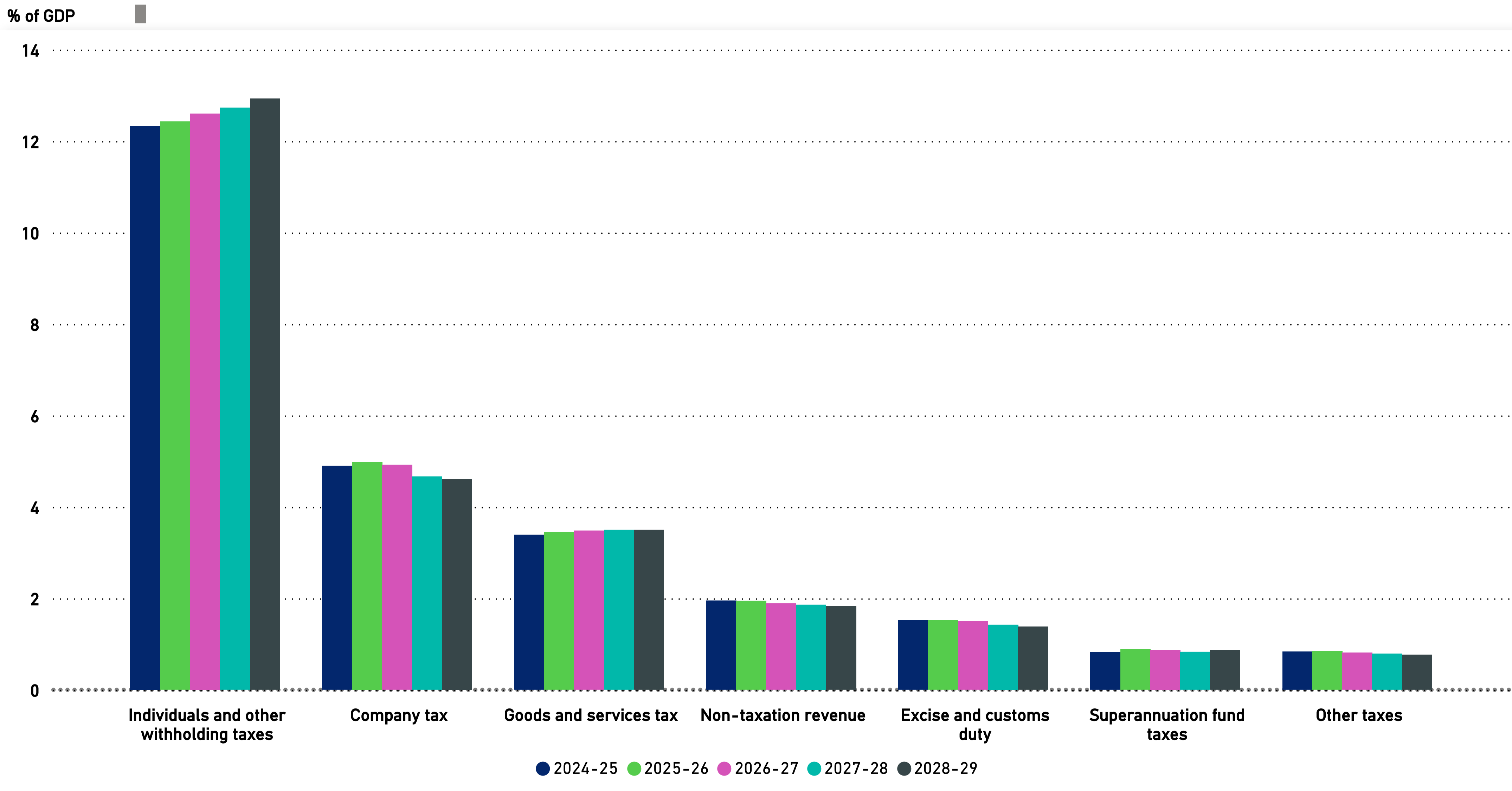
Revenue over time

Types of revenue

Top 20 programs

Expenses over time

Expenses by function



Units

- \$billion
- % of GDP
- % of total revenue

Budget rounds

- 2025-26 Budget
- 2024-25 MYEFO
- 2024-25 Budget

Financial year

- Select all
- 2024-25
- 2025-26
- 2026-27
- 2027-28
- 2028-29

Revenue type

All

[See sub revenue](#)

Note: 'Other taxes' includes fringe benefits tax, petroleum resource rent tax, wine equalisation tax, luxury car tax, major bank levy, agricultural levies, visa application charges and other taxes.



Budget balances and flows



Parliamentary Budget Office

Budget balances

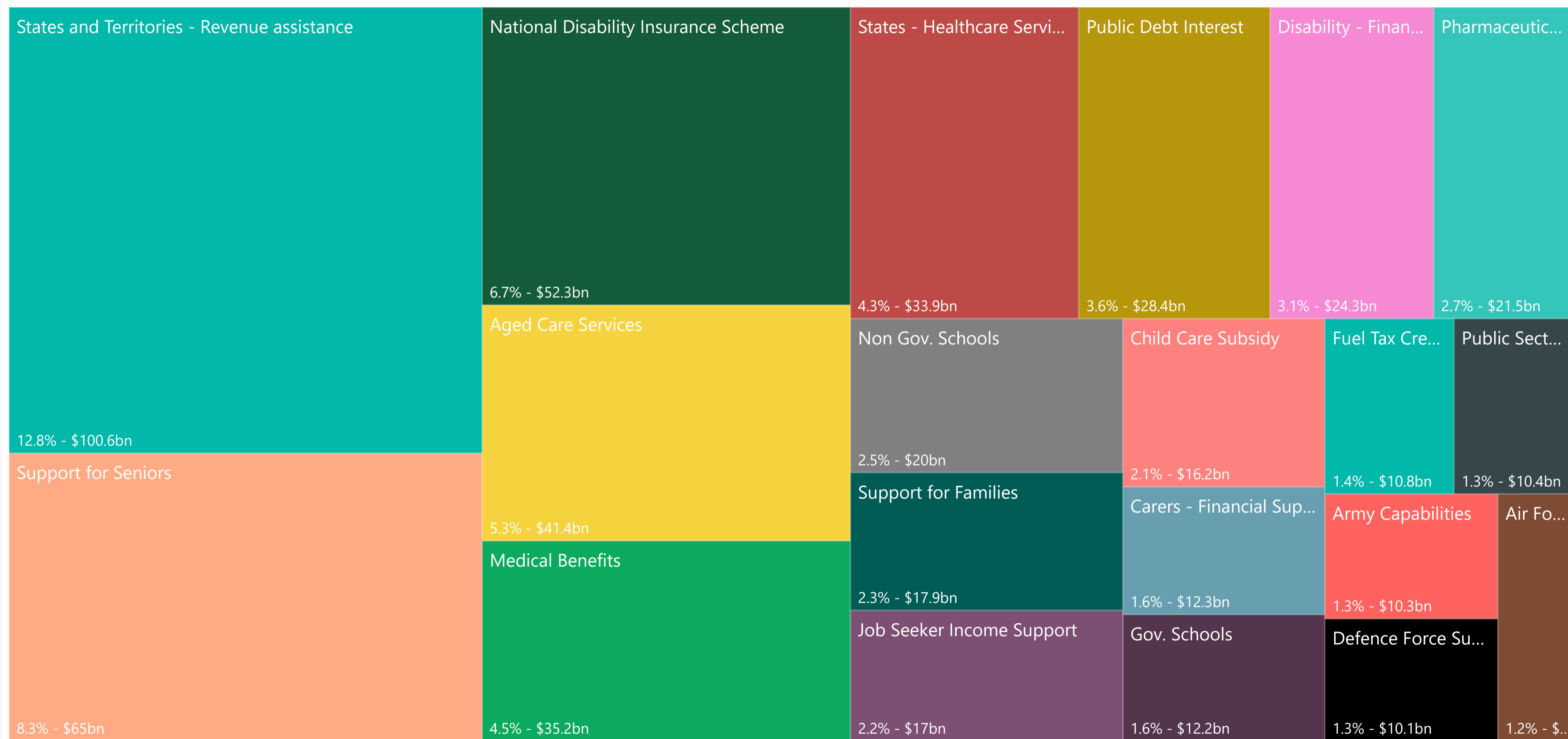
Revenue over time

Types of revenue

Top 20 programs

Expenses over time

Expenses by function



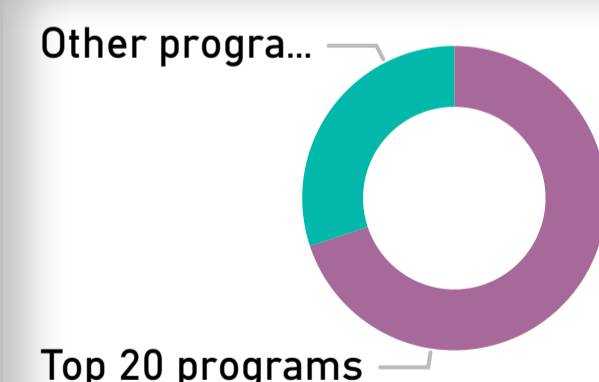
- Budget rounds**
- 2025-26 Budget
 - 2024-25 Budget
 - 2023-24 Budget

- Year**
- 2024-25
 - 2025-26
 - 2026-27
 - 2027-28
 - 2028-29

Top X programs

1 20

Slider control for Top X programs



- Group programs by function
- Individual programs

Note: The functions classification separates government expenditure according to the general purpose for which the funds are used. Programs are determined by government and typically aim to deliver specific benefits, services or welfare payments to individuals, businesses, or communities. Programs will often align with functions but may also be cross-cutting. Revenue assistance to states and territories includes GST, transitional GST top-up payments and some other payments (primarily for royalties). Values may not sum to totals due to rounding.



Budget balances and flows



Parliamentary
Budget Office

Budget balances

Revenue over time

Types of revenue

Top 20 programs

Expenses over time

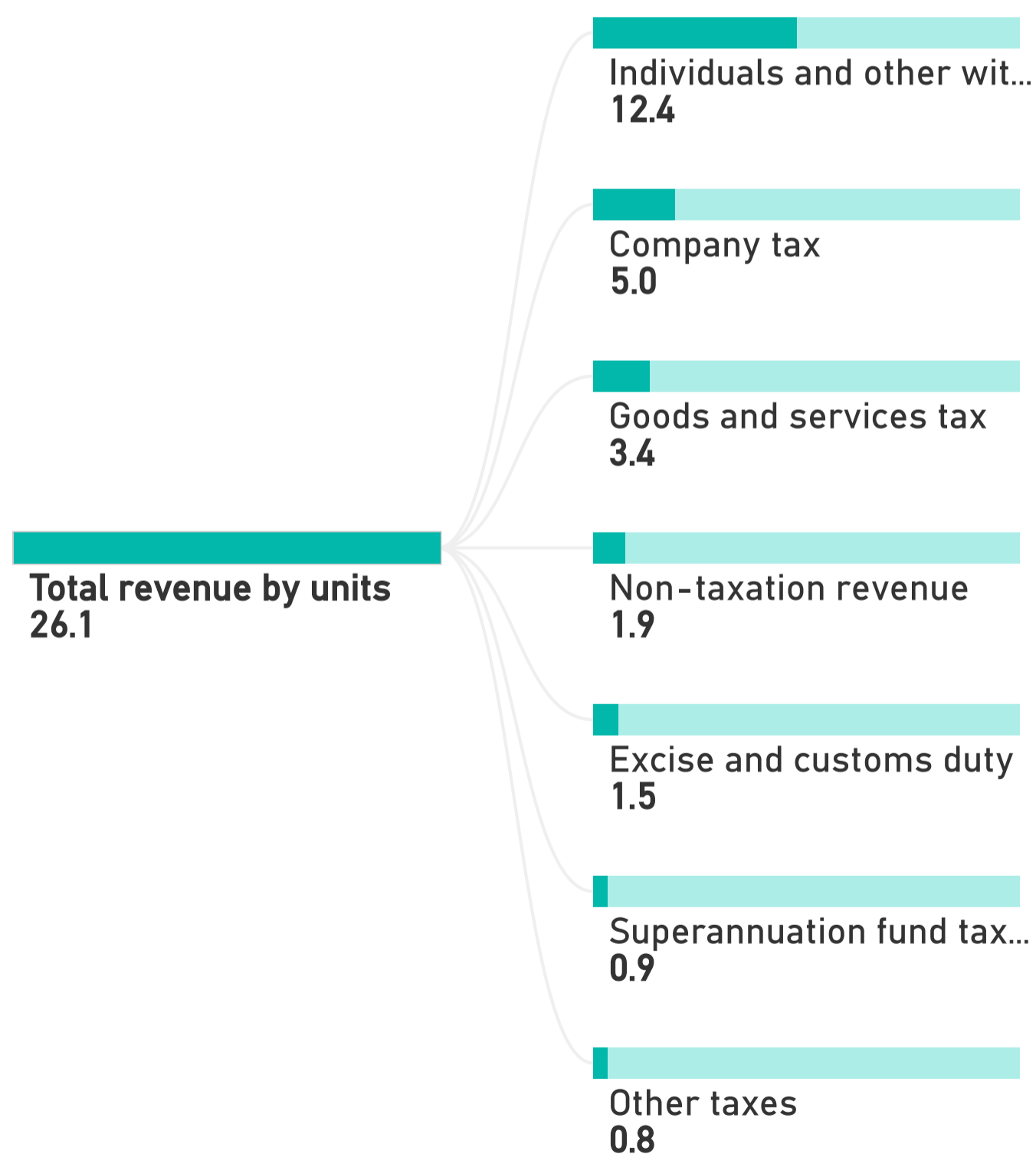
Expenses by function

Units

% of GDP

Revenue type ×

Sub Revenue ×



Units

- \$billion
- % of GDP
- % of total revenue

Budget rounds

- 2025-26 Budget
- 2024-25 MYEFO
- 2024-25 Budget

Financial year

- 2024-25
- 2025-26
- 2026-27
- 2027-28
- 2028-29

Revenue type

All ▾



Budget balances and flows



Parliamentary
Budget Office

Budget balances

Revenue over time

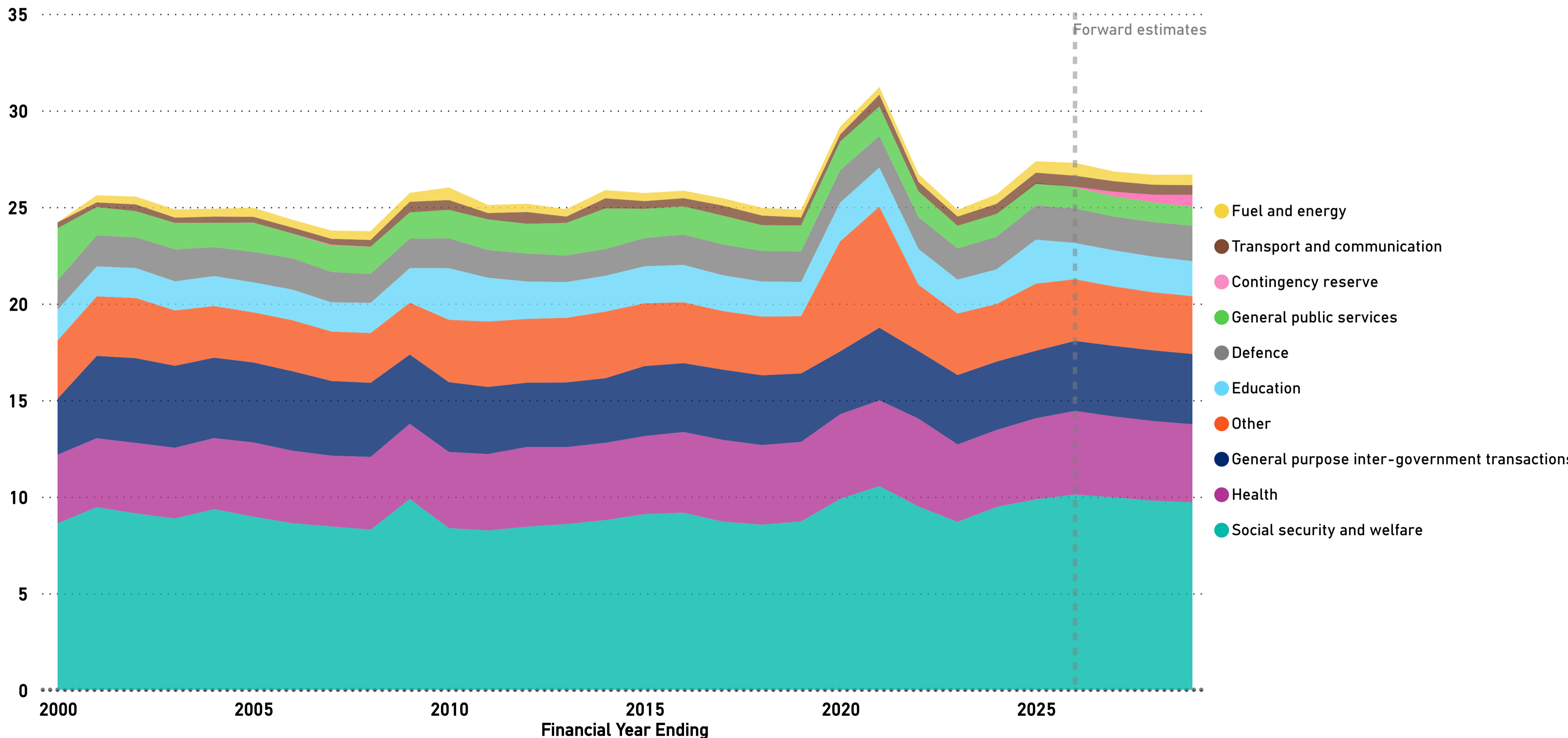
Types of revenue

Top 20 programs

Expenses over time

Expenses by function

% of GDP



Units

- \$billion
- % of GDP
- % of total expenses

Budget rounds

- 2025-26 Budget
- 2024-25 MYEFO
- 2024-25 Budget

Expenses type

All

Year

2000

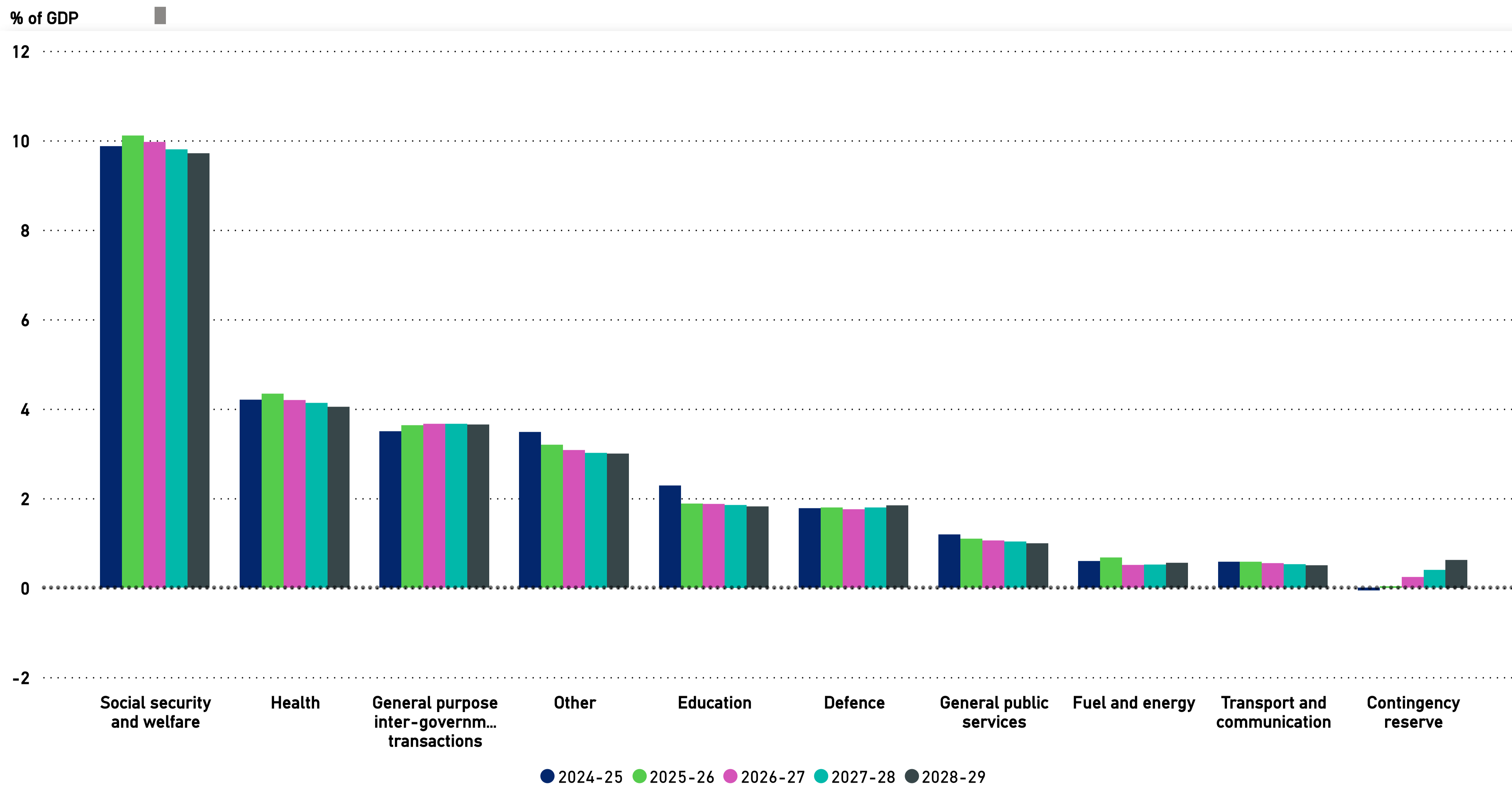
Note: 'Other' includes other purposes, housing and community amenities, public order and safety, and various other expense items.

'General purpose inter-government transactions' include GST revenue provision to the state from 2000-01 to 2005-06 financial year.

The Contingency Reserve is an allowance within the government's budget estimate forecasts, and is usually moved from the reserve to the relevant area after that budget year has passed.

Budget balances and flows

- Budget balances
- Revenue over time
- Types of revenue
- Top 20 programs
- Expenses over time
- Expenses by function**



Units

- \$billion
- % of GDP
- % of total expenses

Budget rounds

- 2025-26 Budget
- 2024-25 MYEFO
- 2024-25 Budget

Financial Year

- Select all
- 2024-25
- 2025-26
- 2026-27
- 2027-28
- 2028-29

Expenses type

All ▼

[See sub expenses](#)

Note: 'Other' includes other purposes, housing and community amenities, public order and safety, and various other expense items.



Budget balances and flows



Parliamentary
Budget Office

Budget balances

Revenue over time

Types of revenue

Top 20 programs

Expenses over time

Expenses by function

Units

% of GDP

Expenses

Sub expenses

Total expenses by units
27.3

Social security and welf...
10.1

Health
4.3

General purpose inter-g...
3.6

Other
3.2

Education
1.9

Defence
1.8

General public services
1.1

Fuel and energy
0.7

Units

- \$billion
- % of GDP
- % of total expenses

Budget rounds

- 2025-26 Budget
- 2024-25 MYEFO
- 2024-25 Budget

Financial Year

- 2024-25
- 2025-26
- 2026-27
- 2027-28
- 2028-29

Expenses type

All



Changes since the last fiscal update



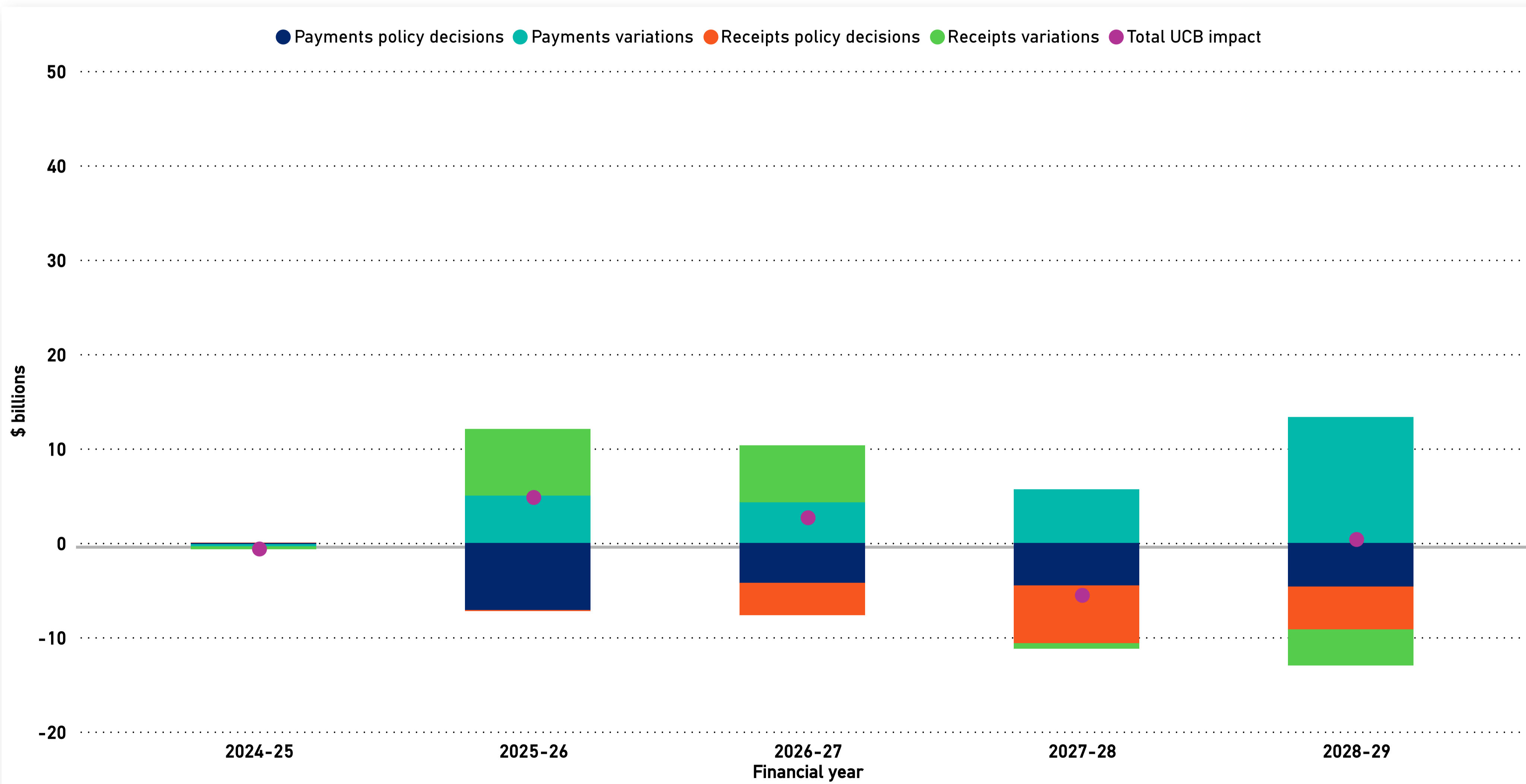
Parliamentary
Budget Office

Change in UCB

Revisions to revenue

Revisions to expenses

Government decisions



Units

● \$billion

Change type

■ Select all

■ New policy

■ Parameter & other

Budget rounds

● 2025-26 Budget vs 2024-25 MYEFO

○ 2024-25 MYEFO vs 2024-25 Budget

○ 2024-25 Budget vs 2023-24 MYEFO

○ 2023-24 MYEFO vs 2023-24 Budget

Note: Parameter and other variations are any changes to the budget balance that are not due to policy decisions. These primarily include revised economic forecasts, revisions to a program's estimated costs, and re-profiling of expenditure.



Changes since the last fiscal update



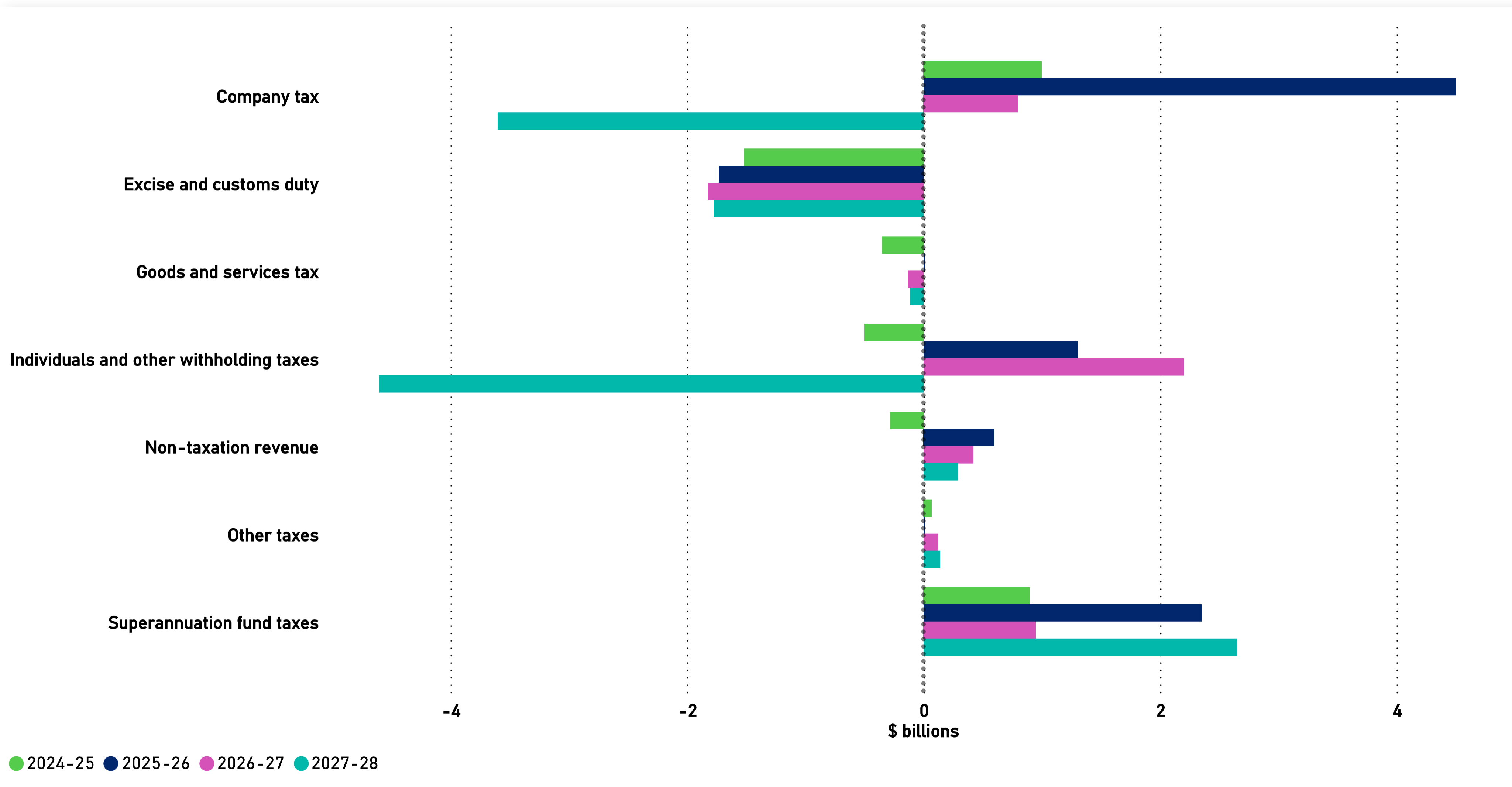
Parliamentary Budget Office

Change in UCB

Revisions to revenue

Revisions to expenses

Government decisions



Units

\$billion

Budget rounds

- 2025-26 Budget vs 2024-25 MYEFO
- 2025-26 Budget vs 2024-25 Budget
- 2024-25 MYEFO vs 2024-25 Budget
- 2024-25 MYEFO vs 2023-24 MYEFO

Financial year

- Select all
- 2024-25
- 2025-26
- 2026-27
- 2027-28

Revenue type

All

● 2024-25 ● 2025-26 ● 2026-27 ● 2027-28

Note: A positive number represents an increase in the underlying cash balance and a negative number represents a decrease.

'Other taxes' includes fringe benefits tax, petroleum resource rent tax, wine equalisation tax, luxury car tax, major bank levy, agricultural levies, visa application charges and other taxes.



Changes since the last fiscal update



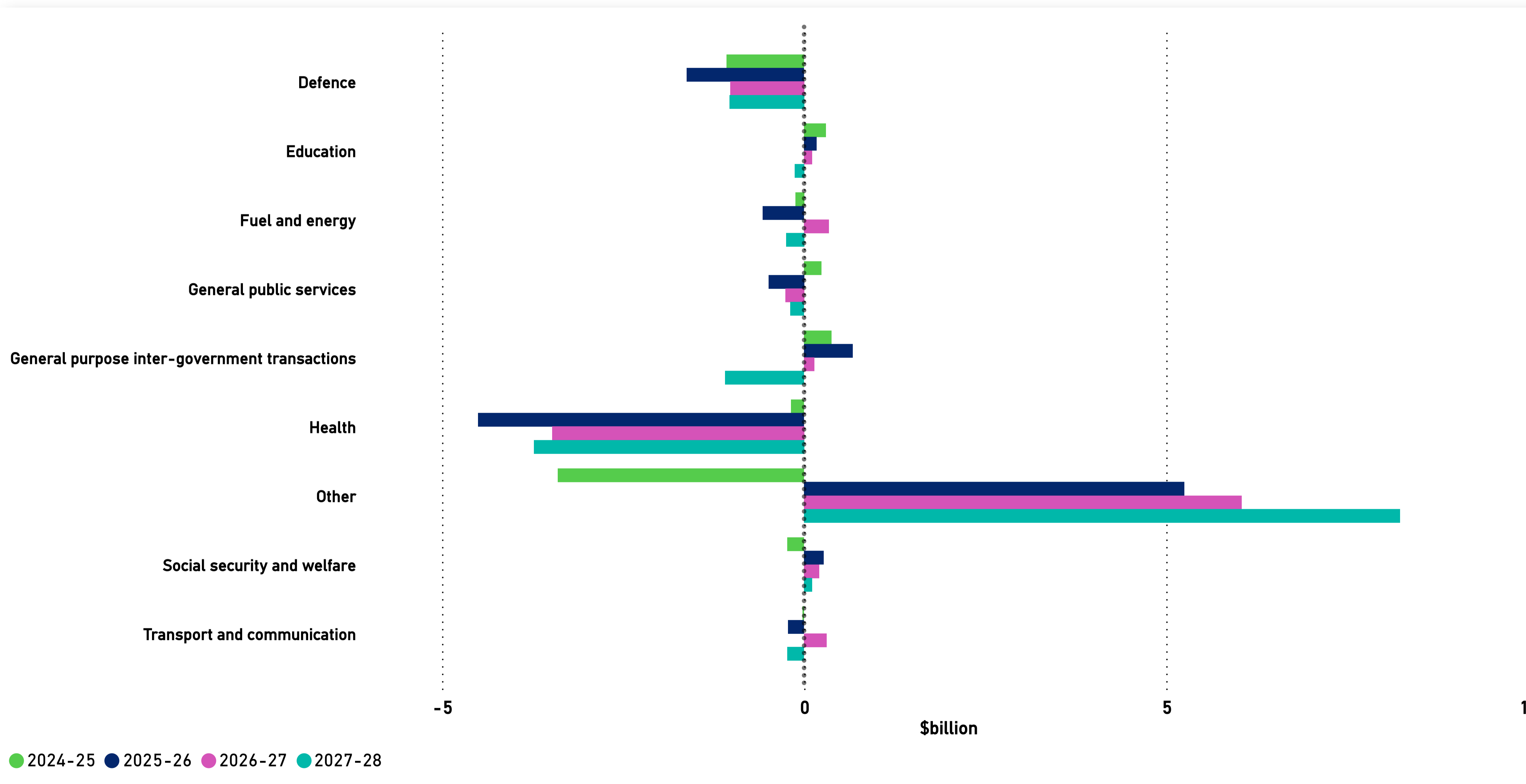
Parliamentary
Budget Office

Change in UCB

Revisions to revenue

Revisions to expenses

Government decisions



Units

\$billion

Budget rounds

- 2025-26 Budget vs 2024-25 MYEFO
- 2025-26 Budget vs 2024-25 Budget
- 2024-25 MYEFO vs 2024-25 Budget
- 2024-25 MYEFO vs 2023-24 MYEFO

Financial year

- Select all
- 2024-25
- 2025-26
- 2026-27
- 2027-28

Expenses type

All ▾

● 2024-25 ● 2025-26 ● 2026-27 ● 2027-28

Note: A positive number represents an increase in the underlying cash balance and a negative number represents a decrease.

'Other' includes other purposes, housing and community amenities, public order and safety, and various other expense items.



Changes since the last fiscal update

Change in UCB

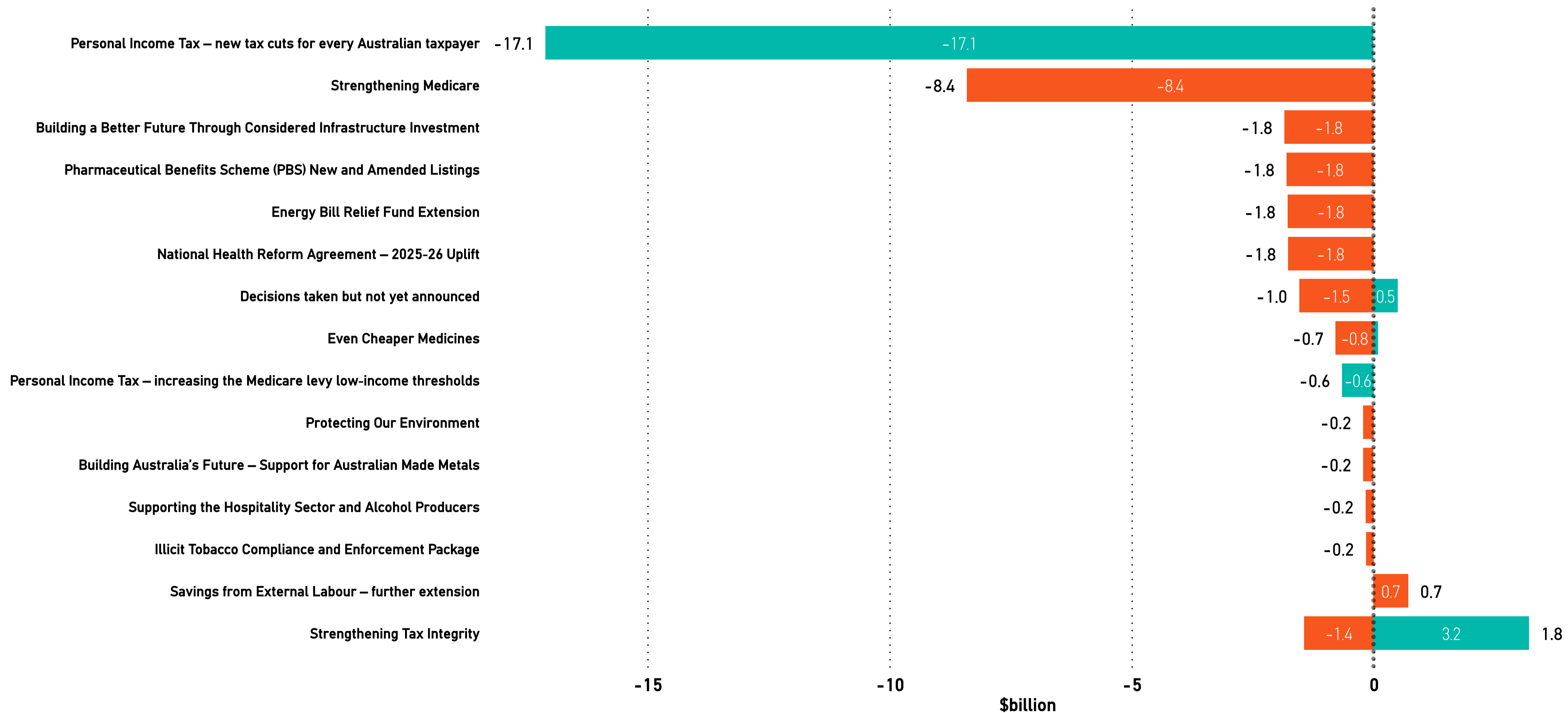
Revisions to revenue

Revisions to expenses

Government decisions

Largest payments and receipts measures (forward estimates)

Measures ● Payments ● Receipts



Units

● \$billion

Expenses type

- Select all
- Payments
- Receipts

Budget rounds

- 2025-26 Budget
- 2024-25 MYEFO
- 2024-25 Budget

Year

- Select all
- 2024-25
- 2025-26
- 2026-27
- 2027-28
- 2028-29

Note: Measure titles and descriptions have been abbreviated in some cases. A positive number indicates an increase in receipts or a decrease in payments. A negative number indicates a decrease in receipts or an increase in payments. Totals may differ to the descriptions in the Budget papers due to rounding.



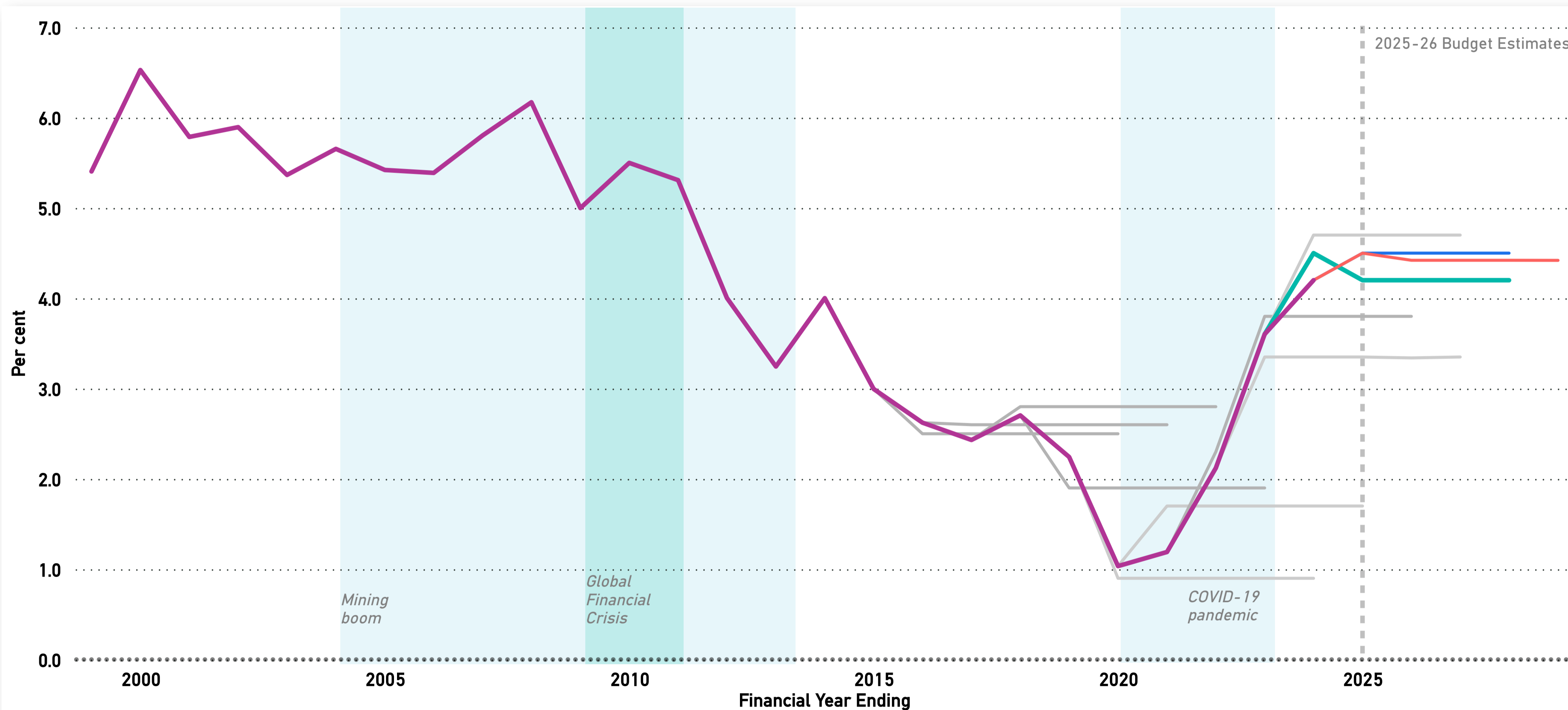
Economic outlook and other budget aggregates

Economic parameters

Other aggregates

Historical UCB impacts

— Historical actuals — Previous forecasts — 2024-25 Budget — 2024-25 MYEFO — 2025-26 Budget



Units

Per cent

Actuals & Forecasts

- Select all
- Actuals and last 3 Budget updates
- Previous forecasts

Economic parameters

- Real GDP growth
- 10-year bond yield
- Consumer price index
- Employment growth
- Nominal GDP growth
- Unemployment rate
- Wage price index

Change date

See overlay

Note: Real GDP and nominal GDP are percentage change on preceding year. The consumer price index, employment and the wage price index are through the year growth to the June quarter. The unemployment rate is the rate for the June quarter. The historical 10-year bond yield is the year average ending June, sourced from the RBA's F2 statistics table.

Historical outcomes may have been revised since first published. Grey lines represent forecasts in previous budgets.

Chart data begins from 1998-99 financial year.



Economic outlook and other budget aggregates

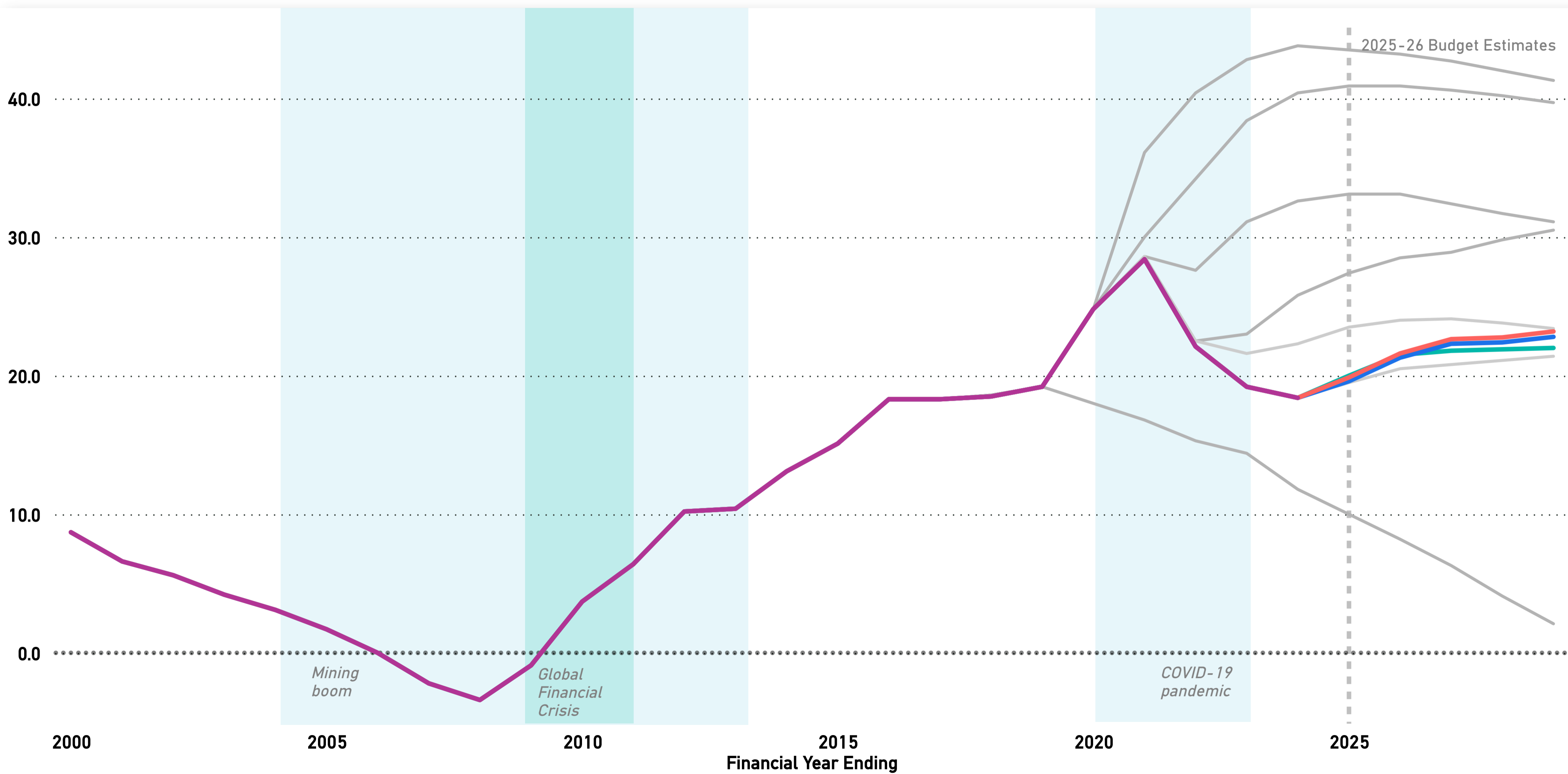
Economic parameters

Other aggregates

Historical UCB impacts

% of GDP

— Historical actuals — Previous forecasts — 2024-25 Budget — 2024-25 MYEFO — 2025-26 Budget



Units

- \$billion
- % of GDP

Actuals & Forecasts

- Select all
- Actuals and last 3 Budget updates
- Previous forecasts

Other aggregates

- Interest payment
- Net debt
- Net financial worth
- Payments
- Receipts

Change date

See overlay

Note: Historical outcomes may have been revised since first published. Grey lines represent forecasts in previous budgets. Previous forecasts are not available in \$billions.

Chart data begins from 1999-2000.

Shading in 'see overlay' may shift due to changes in the vertical axis.

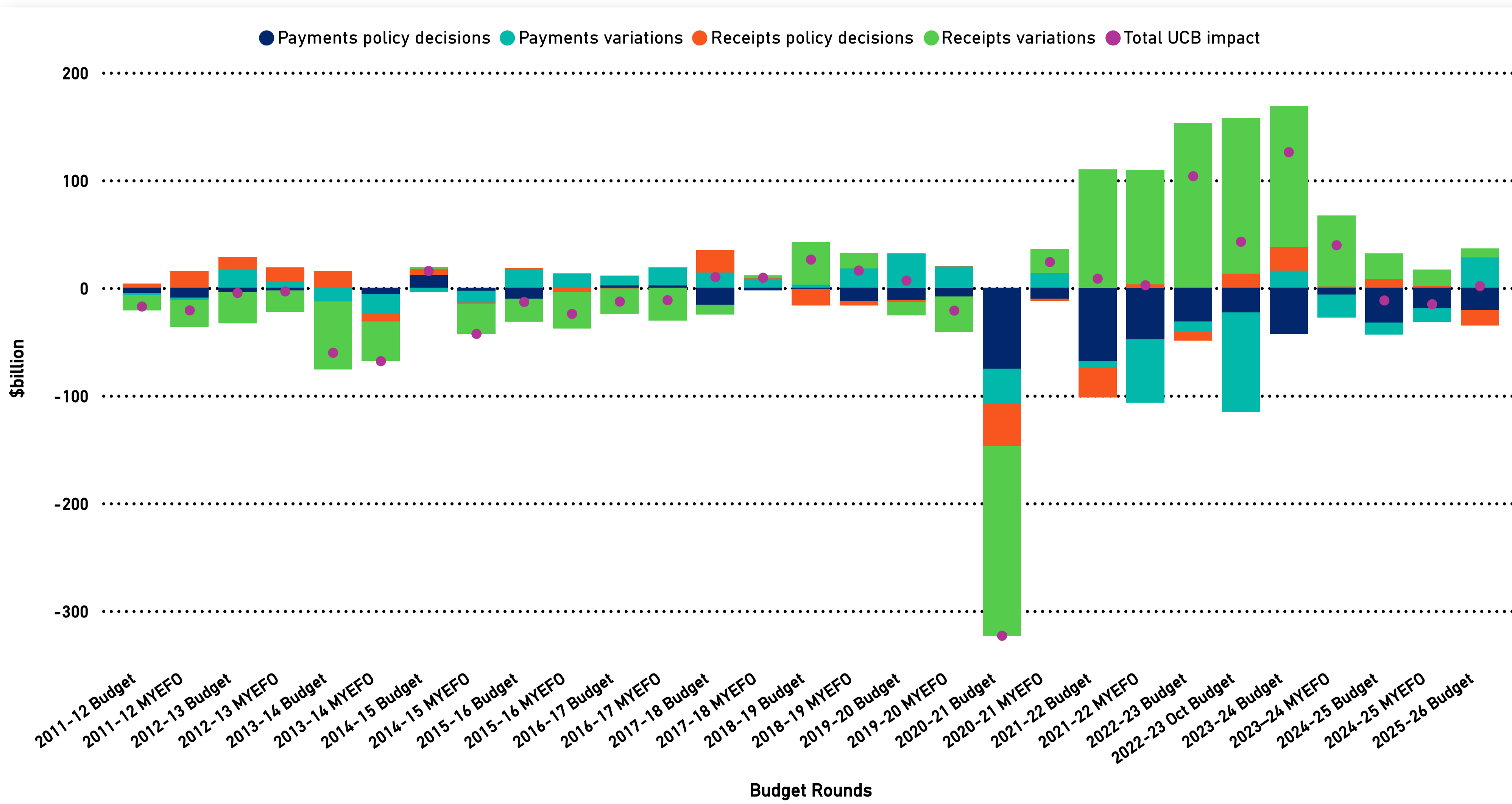


Economic outlook and other budget aggregates

Economic parameters

Other aggregates

Historical UCB impacts



Units

\$billion

Value

Unadjusted (as published in each budget)

Adjusted (real dollars)

Aggregates

Select all

Payments policy decisions

Payments variations

Receipts policy decisions

Receipts variations

Year

2012

2026

Note: Parameter and other variations are any changes to the budget balance that are not due to policy decisions. These primarily include revised economic forecasts, revisions to a program's estimated costs, and re-profiling of expenditure. Real value is presented in 2025-26 dollars, using CPI as at 2025-25 Budget.